




**9805/9810/9810XC/  
9810XCS/  
9815/9820/9835/  
9840/9850  
Parts  
Catalog**



### **WARNING:**

THIS PARTS MANUAL IS INTENDED ONLY TO ASSIST QUALIFIED PERSONS IN IDENTIFYING SPECIFIC REPAIR PARTS. THIS PARTS MANUAL IS NOT A SERVICE REPAIR MANUAL NOR IS IT A SUBSTITUTE FOR A SERVICE REPAIR MANUAL. UNQUALIFIED PERSONS SHOULD NOT ATTEMPT TO SERVICE THE EQUIPMENT DESCRIBED IN THIS PARTS MANUAL, WHETHER BY IMPROPER USE OF THIS PARTS MANUAL OR OTHERWISE. ANY UNQUALIFIED PERSON ATTEMPTING TO SERVICE SUCH EQUIPMENT MAY INADVERTENTLY CAUSE DAMAGE TO THE EQUIPMENT AND/OR CAUSE INJURY TO HIMSELF OR TO OTHERS. USERS OF THIS PARTS MANUAL ARE ADVISED THAT A.B.DICK COMPANY WILL NOT BE LIABLE FOR ANY PERSONAL INJURY OR PROPERTY DAMAGE ARISING OUT OF ANY USE OF THIS PARTS MANUAL FOR PURPOSES FOR WHICH IT WAS NOT INTENDED.

### **IMPORTANT NOTICE:**

The information contained in this publication is proprietary to A.B.Dick Company. No part of this document may be reproduced, stored in a retrieval system, or transmitted, in any form or by any means, electronic, mechanical, photocopying, recording, or otherwise, without the prior written permission of A.B.Dick Company. Further, the custodian of this document shall ensure that no part of this document shall be used for any purpose other than that for which it is intended without the prior written permission of A.B.Dick Company.



## PUBLICATION COMMENT SHEET

You are the best judge of this publication's quality. Your comments may help to improve the next version of this manual! Did you find it technically accurate? Was any information missing?

Use the table below to indicate your opinion on this publication. Check the box which corresponds to each aspect of quality. Use the space provided to describe any errors or deficiencies in this publication. Whenever possible, please reference specific page and/or figure numbers.

**Thank you for your time and comments.**

Name	Date	Reply Requested <input type="checkbox"/> Yes <input type="checkbox"/> No
Company	Title of Publication	
Address	Publication Part Number	
Phone	Publication Phone Number and Date (Rear Cover)	

Description	Poor	Fair	Good	Excellent
Accuracy .....	<input type="checkbox"/>	<input type="checkbox"/>	<input type="checkbox"/>	<input type="checkbox"/>
Completeness .....	<input type="checkbox"/>	<input type="checkbox"/>	<input type="checkbox"/>	<input type="checkbox"/>
Usefulness of graphics .....	<input type="checkbox"/>	<input type="checkbox"/>	<input type="checkbox"/>	<input type="checkbox"/>
Clearness of language .....	<input type="checkbox"/>	<input type="checkbox"/>	<input type="checkbox"/>	<input type="checkbox"/>
Ease of use .....	<input type="checkbox"/>	<input type="checkbox"/>	<input type="checkbox"/>	<input type="checkbox"/>
Logical organization .....	<input type="checkbox"/>	<input type="checkbox"/>	<input type="checkbox"/>	<input type="checkbox"/>
Your overall impression .....	<input type="checkbox"/>	<input type="checkbox"/>	<input type="checkbox"/>	<input type="checkbox"/>

Page # Figure #	Description of Error or Deficiency

**TEAR ALONG PERFORATIONS THEN FOLD AND TAPE SHEET**

FOLD HERE AND TAPE



NO POSTAGE  
NECESSARY  
IF MAILED  
IN THE  
UNITED STATES

**BUSINESS REPLY MAIL**

FIRST CLASS PERMIT NO. 1877 NILES, IL

POSTAGE WILL BE PAID BY ADDRESSEE:

ATTN: TECHNICAL MEDIA DEPARTMENT, MSN 90

**A.B.DICK COMPANY**

7400 N. Caldwell

Niles, IL 60714-4609



FOLD HERE AND TAPE



# Parts Catalog

---

MODEL 9805, 9810, 9815, 9820, 9835, 9840 & 9850

## GENERAL INFORMATION

### NOTE TO USERS OF CATALOGS:

This catalog contains 115 V. 60 Hz. and 115 V. 50/60 Hz. dual usage electrical part numbers in the main index body. For 220/240 V. 50 Hz. see bottom portion of particular index page.

### PARTS IDENTIFICATION AND ORDERING INSTRUCTIONS

- I. Order Repair Parts by part number only. Do not order by figure and index numbers.
- II. It is not impossible to have two or more of the same index number with different part numbers. In such cases, please read the full description for your particular needs.
- III. The following symbols and abbreviations are used consistently as aids in identification:

#### A. Symbols

1. (\*) Part of an assembly and not sold separately.
2. (\*\*) Identifies the part as having no part number.
3. (\*\*\*) Are used for all other pertinent remarks.
4. (>) For Chain Delivery with Aluminum Frames.

#### B. Abbreviations

1. TD = Model 9815 Tray Delivery
  2. CD = Model 9820 Chain Delivery
  3. QP = Model 9835 Quality Printer
  4. QPC = Model 9840 Quality Printer Chain
  5. PRO = Model 9850 Professional
  6. O.S. = Operator Side
  7. N.O.S. = Non Operator Side
  8. I.D. = Inside Diameter
  9. O.D. = Outside Diameter
  10. O.A.L. = Overall Length
  11. V. = Volts
  12. Hz. = Cycles Per Second
  13. Amp. = Amperes
  14. Dia. = Diameter
  15. HP. = Horse Power
  16. A/R = As Required
-

## Contents



MODEL 9815/9850 Paper Guides and Mounting Bar .....	2
MODEL 9815/9850 Cover Assemblies .....	4
MODEL 9805/9810 Cover Assembly - O.S. ....	6
MODEL 9815/9850 Control Panel .....	8
MODEL 9815/9850 Receiving Tray Assembly .....	10
MODEL 9815/9850 Safety Guards - Part I (Old Design) .....	12
MODEL 9815/9850 Safety Guards - Part I (New Design) .....	14
MODEL 9815/9850 Safety Guards - Part II (Old Design) .....	16
MODEL 9815/9850 Safety Guards - Part II (New Design) .....	18
MODEL 9815/9850 Safety Guards - Part III (New Design) .....	20
MODEL 9815/9850 Aquamatic - Part I .....	22
MODEL 9815/9850 Aquamatic - Part II .....	24
MODEL 9815/9850 Aquamatic Control Lever Assembly .....	26
MODEL 9815/9850 Dampener Guides .....	28
MODEL 9815/9850 Dampener - Part I .....	30
MODEL 9815/9850 Dampener - Part II .....	32
MODEL 9815/9850 Dampener Rollers .....	34
MODEL 9815/9850 Waver, Oscillating Roller and Guide Assemblies .....	36
MODEL 9815/9850 Rider Rollers .....	38
MODEL 9815/9850 Ink Bridge and Drip Tray .....	40
MODEL 9815/9850 Lower Oscillating Roller and Related Parts .....	42
MODEL 9815/9850 Ink Distributor and Ductor Rollers .....	44
MODEL 9815/9850 Waver Roller .....	46
MODEL 9815/9850 Upper Form Roller and Shaft Assembly .....	48
MODEL 9815/9850 Lower Form Roller and Shaft Assembly .....	50
MODEL 9815/9850 Form Roller Separator .....	52
MODEL 9815/9850 Ink Fountain and Roller .....	54
MODEL 9815/9850 Ink Metering Assembly .....	56
MODEL 9815/9850 Ink Fountain Linkage .....	58
MODEL 9815/9850 Master Cylinder Assembly - Part I .....	60
MODEL 9815/9850 Improved Head Clamp .....	62
MODEL 9815/9850 Master Cylinder Assembly - Part II .....	64
MODEL 9815/9850 Master Cylinder Shaft and Support Arms .....	66
MODEL 9815/9850 Gap Control - Master Cylinder .....	68
MODEL 9805/9810 Operation Control Lever .....	70
MODEL 9815/9850 Upper Side Frames and Associated Parts - Part I .....	72
MODEL 9815/9850 Upper Side Frames and Associated Parts - Part II .....	74
MODEL 9815/9850 Master Cylinder Lever Assemblies .....	76
MODEL 9815/9850 Blanket Cylinder Assembly .....	78
MODEL 9815/9850 Print Adjusting and Blanket Cylinder Assembly .....	80
MODEL 9815/9850 Clutch Assembly and Drive Shaft .....	82
MODEL 9815/9850 Impression Cylinder Assembly .....	84
MODEL 9815/9850 Impression Cylinder Shaft and Support Arms .....	86
MODEL 9815/9850 Gap Control - Impression Cylinder .....	88
MODEL 9815/9850 Doubles Detector Switch Assembly .....	90
MODEL 9815/9850 Emergency Stop and Doubles Detector Switches .....	92

# Parts Catalog

---

MODEL 9805/9810 Counter and Feed Levers .....	94
MODEL 9805/9810 Control Lever and Impression Cylinder Latch .....	96
MODEL 9815/9850 Impression Solenoid and Power Lever Assembly .....	98
MODEL 9815/9850 Side Frames and Tie Bars .....	100
MODEL 9815/9850 Buckle Adjusting and Lever Assemblies .....	102
MODEL 9815/9850 Power Link and Related Feed Mechanism .....	104
MODEL 9815/9850 Alternate Sheet Feed .....	106
MODEL 9815/9850 Feed Link Assemblies .....	108
MODEL 9815/9850 Main Tie Bar Assembly - Part I .....	110
MODEL 9815/9850 Main Tie Bar Assembly - Part II .....	112
MODEL 9805/9810 Main Tie Bar Assembly - Mechanical .....	114
MODEL 9815/9850 Sucker Foot Assembly .....	116
MODEL 9815/9850 Paper Height Adjustment .....	118
MODEL 9815/9850 Feed Table Release Lever .....	120
MODEL 9815/9850 Motor Speed Mechanism .....	122
MODEL 9815/9850 Vacuum Make and Break Control .....	124
MODEL 9815/9850 Cam Shaft Assembly .....	126
MODEL 9815/9850 Clock Sync. Mech. Assembly .....	128
MODEL 9815/9850 Stripper Assembly and Delivery Roller .....	130
MODEL 9815/9850 Adjustable Roller Assembly .....	132
MODEL 9805/9810 Control and Switch Box Assemblies - Part I .....	134
MODEL 9805/9810 Control and Switch Box Assemblies - Part II .....	136
MODEL 9805/9810 Cord and Wire Assemblies .....	138
MODEL 9815/9850 Jam Detector Assembly .....	140
MODEL 9815/9850 Harness Assembly - Doubles, Jam and Low Paper .....	142
MODEL 9815/9850 Harness Assembly - N.O.S. ....	144
MODEL 9815/9850 Harness Assembly - O.S. ....	146
MODEL 9815/9850 Control Box - Part I .....	148
MODEL 9815/9850 Control Box - Part II .....	150
MODEL 9815/9850 Control Box - Part III .....	152
MODEL 9815/9850 Control Box - Part IV .....	154
MODEL 9815/9850 Base Frames and Hardware .....	156
MODEL 9815/9850 Feed Table and Feed Adjusting Mechanism .....	158
MODEL 9815/9850 Table Raising Mechanism .....	160
MODEL 9815/9850 Air and Vacuum Valve Assembly .....	162
MODEL 9815/9850 Compressor Assembly .....	164
MODEL 9815/9850 Oil-Less Pump .....	166
MODEL 9815/9850 Drive Motor and Related Parts .....	168
MODEL 9805/9850 Drive Motor and Pulley Assembly .....	170
MODEL 9815/9850 Paper Guide Wetting Roller .....	172
MODEL 9815/9850 Sprocket Shaft and Paper Guide Assemblies .....	174
MODEL 9820/9850 (1:1) Sprocket Shaft and Paper Guide Assemblies .....	176
MODEL 9815/9850 Gripper Bar and Chain Assemblies .....	178
MODEL 9815/9850 Idler Shaft Assembly .....	180
MODEL 9820/9850 (1:1) Idler Shaft Assembly .....	182
MODEL 9815/9850 Back and Side Jogger Mechanism .....	184

# Parts Catalog

---

MODEL 9820/9850 (1:1) Back Jogger Mechanism - Part I .....	186
MODEL 9815/9850 Frame Assemblies C.D. ....	188
MODEL 9815/9850 Back and Side Jogger Mechanism .....	190
MODEL 9820/9850 (1:1) Back Jogger Mechanism - Part II .....	192
MODEL 9815/9850 Dolly Table Crank Assembly .....	194
MODEL 9815/9850 Table Control .....	196
MODEL 9820/9850 (1:1) Table Control .....	198
MODEL 9815/9850 Paper Guide Assemblies .....	200
MODEL 9820/9850 (1:1) Paper Guide Assemblies .....	202
MODEL 9815/9850 Screen and Back Stop Assemblies .....	204
MODEL 9820/9850 (1:1) Safety Screens and Back Stop .....	206
MODEL 9820/9850 (1:1) Safety Screens and Back Stop .....	208
MODEL 9815/9850 Covers (C.D.) and Chain Support .....	210
MODEL 9815/9850 Dolly, Table and Frame Assemblies .....	212
MODEL 9820/9850 (1:1) Dolly, Table and Frame Assemblies .....	214
MODEL 9815/9850 Worklight Assembly .....	216
MODEL 9815/9850 Control Box - Part V .....	218
MODEL 9805/9810 New Style Control Box and Cover Assemblies .....	220
MODEL 9805/9810 New Style Power Supply .....	222
MODEL 9810 New Style Doubles Detector and Switch Box .....	224
MODEL 9810 New Style Feed Lever and Feed On/Off Solenoid .....	226
MODEL 9805/9810 New Style Counter Lever .....	228
MODEL 9810 New Style Added Electrical Parts for Double Counter .....	230
INDEX .....	232

## Models

9805

9810, (9810XC, 9810XCS)

9815

9820

9835

9840

9850

# Parts Catalog

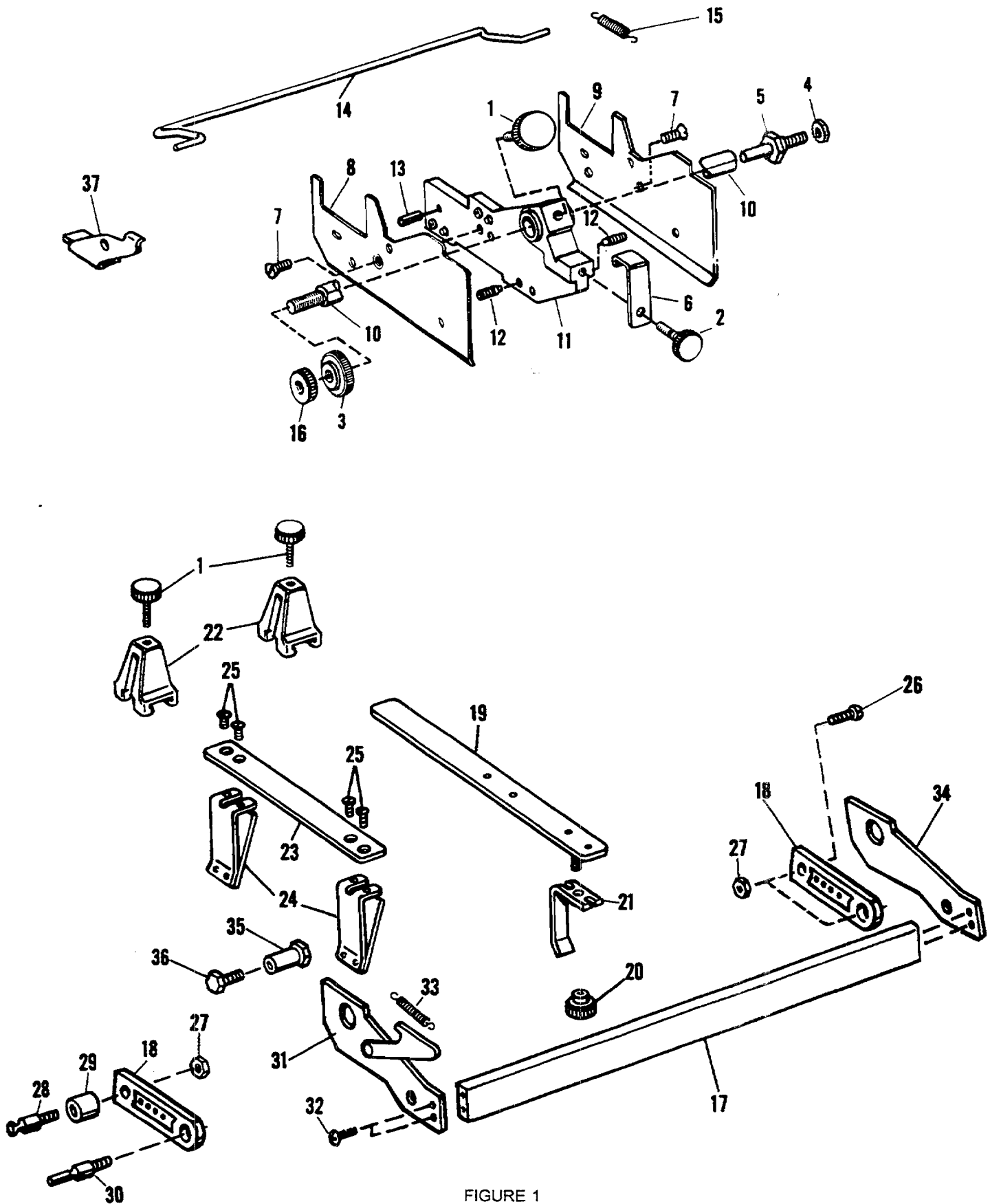


FIGURE 1  
MODEL 9815/9850 Paper Guides and Mounting Bar

# Parts Catalog

Index No.	Part No.	MODEL 9805/9850 Figure 1 Description	Units Per Assy.
1	073394	KNOB - Lock, 1/4-28 x 5/8 .....	3
2	075890	KNOB - Lock, 1/4-28 x 1-1/32 .....	1
3	075887	KNOB - Dual Micro Guide, 3/8-24 .....	1
4	150085	NUT - 1/4-28 .....	1
5	194897	STUD - Adjusting .....	1
6	075888	PLATE - Retainer .....	1
7	100583	SCREW - 1/4-28 x 1/2 .....	2
8	400657	PLATE - O.S., Micro Guide .....	1
9	400658	PLATE - N.O.S., Micro Guide .....	1
10	007862	SHAFT - Micro Guide .....	1
11	400656	BRACKET — Micro Guide Adjustment Assembly .....	1
12	100177	SCREW - Set, 1/4-28 x 1/2 .....	4
13	100579	PIN — Roll, .199 O.D. x .640 O.A.L. ....	1
14	007661	PAPER WEIGHT — Standard .....	1
14	007809	PAPER WEIGHT - Light Weight .....	1
15	072511	SPRING - .250 O.D. x 1.125 O.A.L., Standard .....	1
16	196171	KNOB - Dual Micro Guide, 3/8-24 .....	1
17	008038	BAR - Mounting, Long .....	1
18	076893	STOP - Paper Guides .....	2
19	007689	PLATE - Center .....	2
20	072292	NUT - Thumb, 1/4-20 .....	2
21	073467	GUIDE - Back, Stock Retainer .....	2
22	073385	CLAMP - Adjusting .....	3
23	073469	PLATE - Retainer, Spring .....	1
24	073472	SPRING - Guide Retainer .....	2
25	014225	SCREW - 8-32 x 1/4 .....	4
26	111075	SCREW - 1/4-28 x 7/8 .....	2
27	150085	NUT - 1/4-28 .....	4
28	072197	STUD .....	1
29	195367	SPACER - 7/16 O.D. x .255 I.D. ....	4
30	196231	ANCHOR - Spring, 1 15/32 O.A.L. (9815/9850) .....	1
30	195327	ANCHOR - Spring, 1 15/16 O.A.L. (9805/9810) .....	1
31	076890	PLATE - Side, O.S. ....	1
32	111055	SCREW - 10-32 x 9/16 .....	4
33	192142	SPRING - 1.000 O.A.L. ....	1
34	076889	PLATE - Side, N.O.S. ....	1
35	195359	NUT - Adapter .....	1
36	014230	SCREW - 1/4-28 x 1/2 (9815/9850) .....	1
37	076887	BRACKET - Stop .....	1

# Parts Catalog

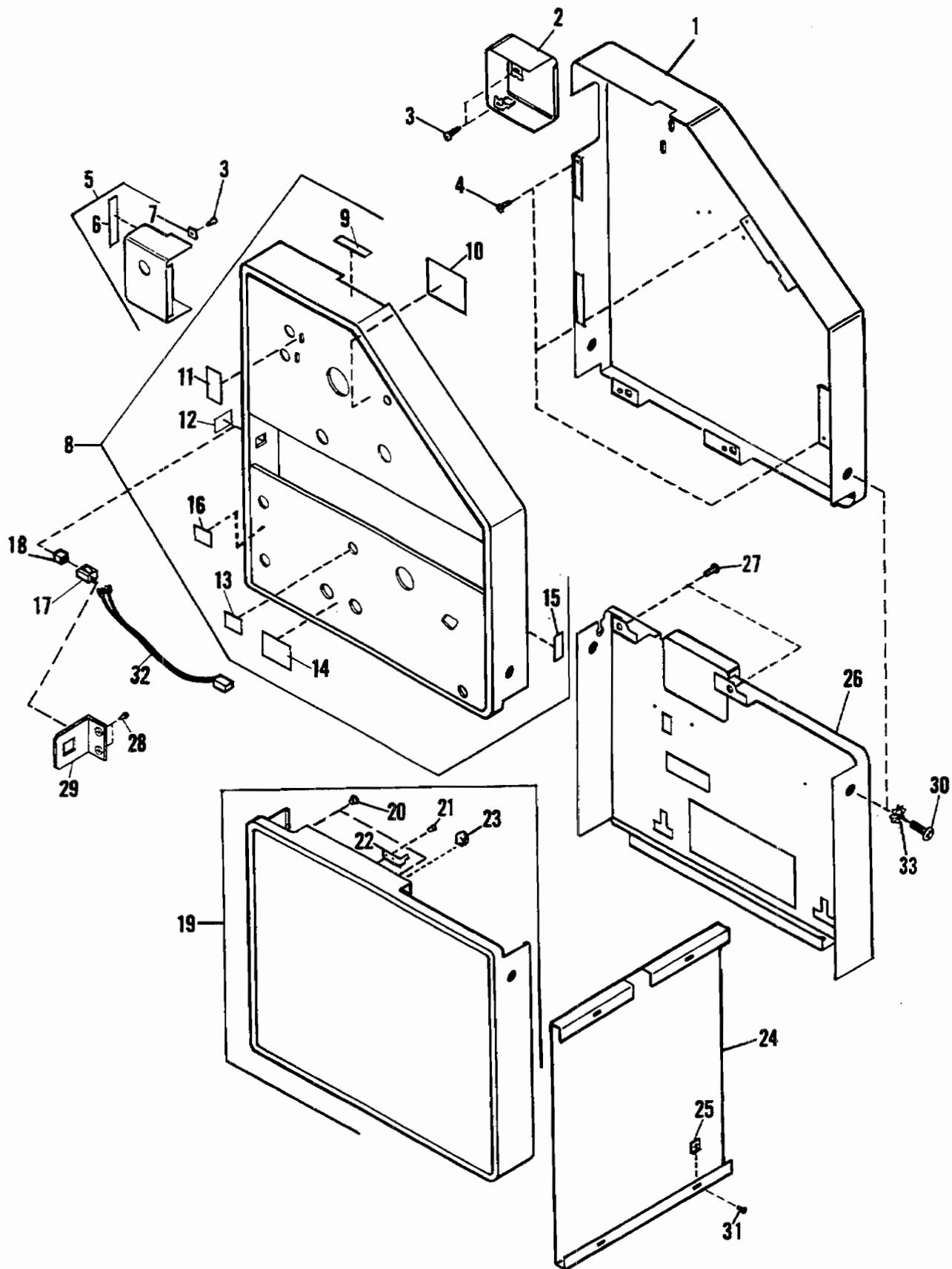


FIGURE 2  
MODEL 9815/9850 Cover Assemblies



# Parts Catalog

Index No.	Part No.	MODEL 9805/9850 Figure 2 Description	Units Per Assy.
1	010070	COVER ASSEMBLY - N.O.S. Top .....	1
1	087800	COVER ASSEMBLY - N.O.S., Top (Square Corners) .....	1
1	018526	COVER ASSEMBLY - N.O.S., Top (9840 B) .....	1
2	017539	COVER ASSEMBLY - Ink, N.O.S., Cordovan .....	1
2	018521	COVER ASSEMBLY - Ink, N.O.S., Cordovan (9840 B) .....	1
3	014311	SCREW - 8-15 x 5/8 .....	8
4	001631	SCREW - 10-32 x 7/16 .....	6
5	017537	COVER ASSEMBLY - Ink, O.S., Cordovan .....	1
5	018520	COVER ASSEMBLY - Ink, O.S., Cordovan (9840 B) .....	1
6	017541	DECAL - Ink .....	1
7	00884	NUT - Speed, 8 .....	2
8	017520	COVER ASSEMBLY - O.S. 9835-40-50 Stain/Steel (Old Design) .....	1
8	018466	COVER ASSEMBLY - O.S. 9835-40-50 S/S (w/Emergency Stop) .....	1
8	087804	COVER ASSY. - O.S. 9835-40-50 S/S (w/Emergency Stop) SQ. Corners .....	1
8	017521	COVER ASSEMBLY - O.S. 9815-20, Cordovan (Old Design) .....	1
8	018428	COVER ASSEMBLY - O.S. 9815-20, Cordovan (w/Emergency Stop) .....	1
9	017603	DECAL - Water Control .....	1
10	017094	DECAL - Operation Control, QP, QPC & PRO, Gap Control M/C .....	1
10	017608	DECAL - Operation Control, TD & CD .....	1
11	017093	DECAL - Form Rollers, QP, QPC & PRO .....	1
11	017607	DECAL - Form Rollers, TD & CD .....	1
12	017018	DECAL - Feed (Aux.) On/Off, OP .....	1
13	017090	DECAL - Buckle, QP, QPC & PRO .....	1
13	017604	DECAL - Buckle, TD & CD .....	1
14	017092	DECAL - Air, Vac., QP, QPC & PRO .....	1
14	017606	DECAL - Air, Vac., TD & CD .....	1
15	017605	DECAL - Paper Height Regulator .....	1
16	010187	DECAL - Speed .....	1
17	252986	SWITCH - Feed, TD & QP (Old Design) .....	1
17	253002	SWITCH - Feed, TD & QP (Low Profile) .....	1
18	252993	LENS - Cap, Feed, TD & QP (Old Design) .....	1
18	253031	LENS - Cap, Feed, TD & QP (Low Design) .....	1
19	017528	COVER ASSEMBLY - O.S., Lower, QP, QPC & PRO, Cordovan .....	1
19	400615	COVER ASSY. - O.S. Lower, QP, QPC & PRO, Cordovan SQ. Corners .....	1
19	018527	COVER ASSEMBLY - O.S., Lower, 9840 B, Cordovan .....	1
19	017527	COVER ASSEMBLY - O.S., Lower, TD & CD, Ivory .....	1
20	250167	BUMPER - Rubber .....	2
21	001541	SCREW - 6-32 x 1/4 .....	2
22	072222	ACTUATOR - Switch .....	1
23	054403	CATCH - Spring .....	2
24	017808	PANEL - Rear, Old Design .....	1
24	016315	PANEL - Rear, Flat .....	1
25	001853	NUT - Speed, 8 .....	4
26	017762	COVER ASSEMBLY - N.O.S., Bottom, Cordovan .....	1
26	010072	COVER ASSEMBLY - N.O.S., Bottom, 9805-9810 .....	1
27	01685	SCREW - 1/4-28 x 3/8 .....	2
28	111073	SCREW - 1/4-28 x 5/8, TD & QP .....	2
29	017140	BRACKET ASSEMBLY - Switch, TD & QP .....	1
30	196222	SCREW - Painted, 10-32 x 5/8 .....	8
31	101550	SCREW - 1/4-20 X 5/8 .....	4
32	017874	CABLE ASSEMBLY - Feed, TD & QP .....	1
33	100485	WASHER - Lock .....	12
34	191500	ACTIVATOR FOR DECALS (Not Illustrated) .....	1

NOTE: 196222 Screws are used to attach redesigned covers. If a new cover is installed in place of the previous design, holes must be drilled and tapped to accommodate mounting cover.

# Parts Catalog

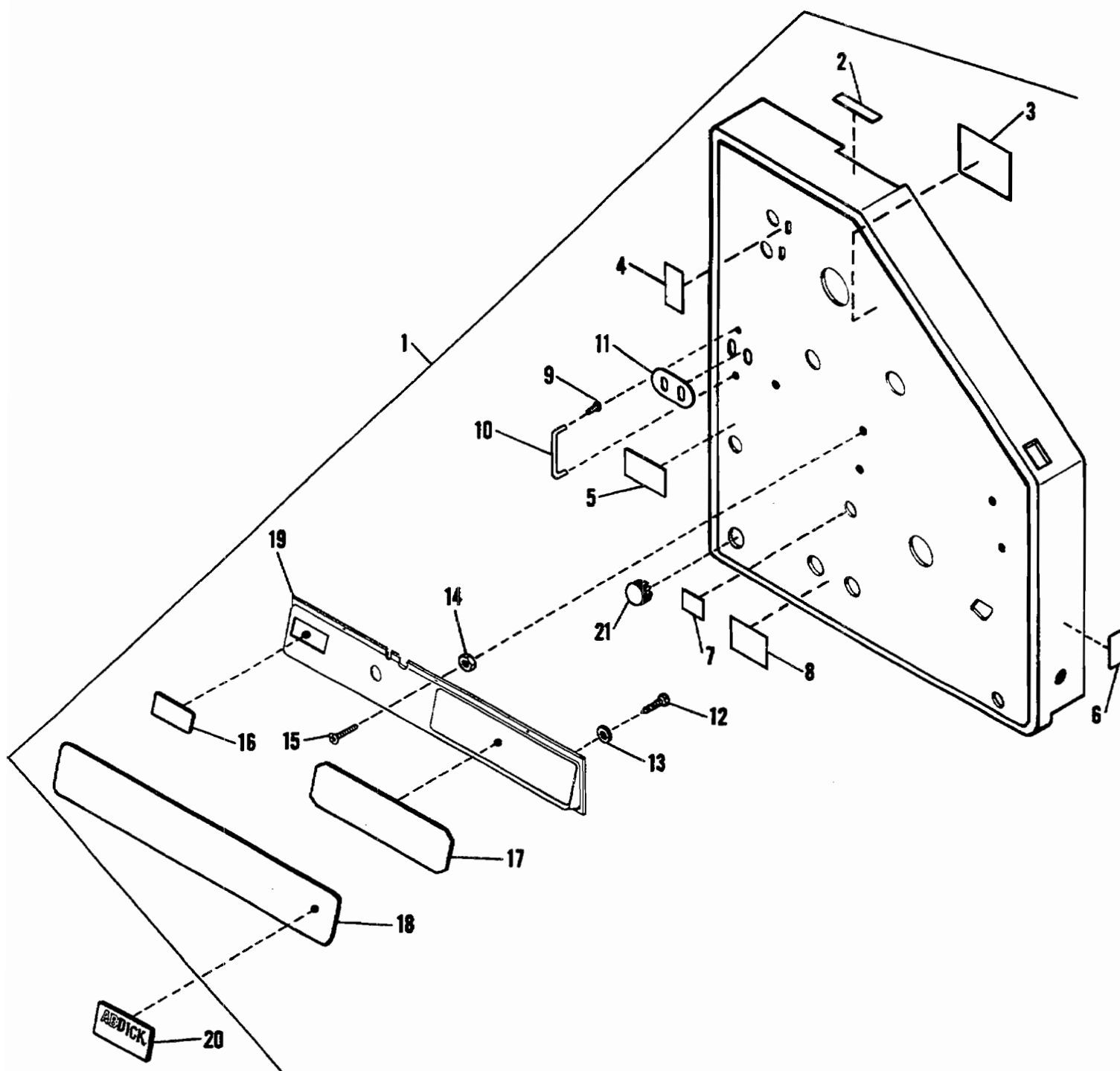


FIGURE 2A  
MODEL 9805/9810 Cover Assembly - O.S.

# Parts Catalog

Index No.	Part No.	MODEL 9805/9850 Figure 2A Description	Units Per Assy.
1	018244	COVER ASSEMBLY - O.S. 9805/9810 Cordovan .....	1
1	087802	COVER ASSEMBLY - O.S. 9805/9810 Square Corners .....	1
1	018200	COVER ASSEMBLY - O.S. 9840 B .....	1
2	017603	DECAL - Water Control .....	1
3	017608	DECAL - Operation Control .....	1
4	017607	DECAL - Form Rollers .....	1
5	010187	DECAL - Speed .....	1
6	017605	DECAL - Paper Height Regulator .....	1
7	017604	DECAL - Buckle .....	1
8	017606	DECAL - Air & Vacuum .....	1
9	111033	SCREW - 8-32 x 5/16 .....	2
10	080028	GUARD - Switch .....	1
11	018316	PLATE - Switch .....	1
12	001279	SCREW - 8-18 x 1/2 .....	2
13	015490	WASHER - Plain, .190 I.D. x .625 O.D. x .015 .....	2
14	150081	NUT - 8-32 .....	3
15	112652	SCREW - Flat Head, 8-32 x 9/16 .....	3
16	018179	PLATE - Filler 1 7/16 x 2 15/16 .....	1
17	018178	PLATE - Filler 3 3/32 x 12 .....	1
18	018177	PANEL .....	1
19	017761	PANEL .....	1
20	018242	NAME PLATE - 9805 .....	1
20	018243	NAME PLATE - 9810 .....	1
20	016766	NAME PLATE - 9810XC .....	1
20	016320	NAME PLATE - 9810XCS .....	1
20	016170	NAME PLATE - 9810XCD .....	1
20	016322	NAME PLATE - 9810XCB .....	1
20	018190	NAME PLATE - 9810K .....	1
20	016171	NAME PLATE - 9860 .....	1
21	191978	PLUG - 7/8 DIA. Hole .....	1

# Parts Catalog

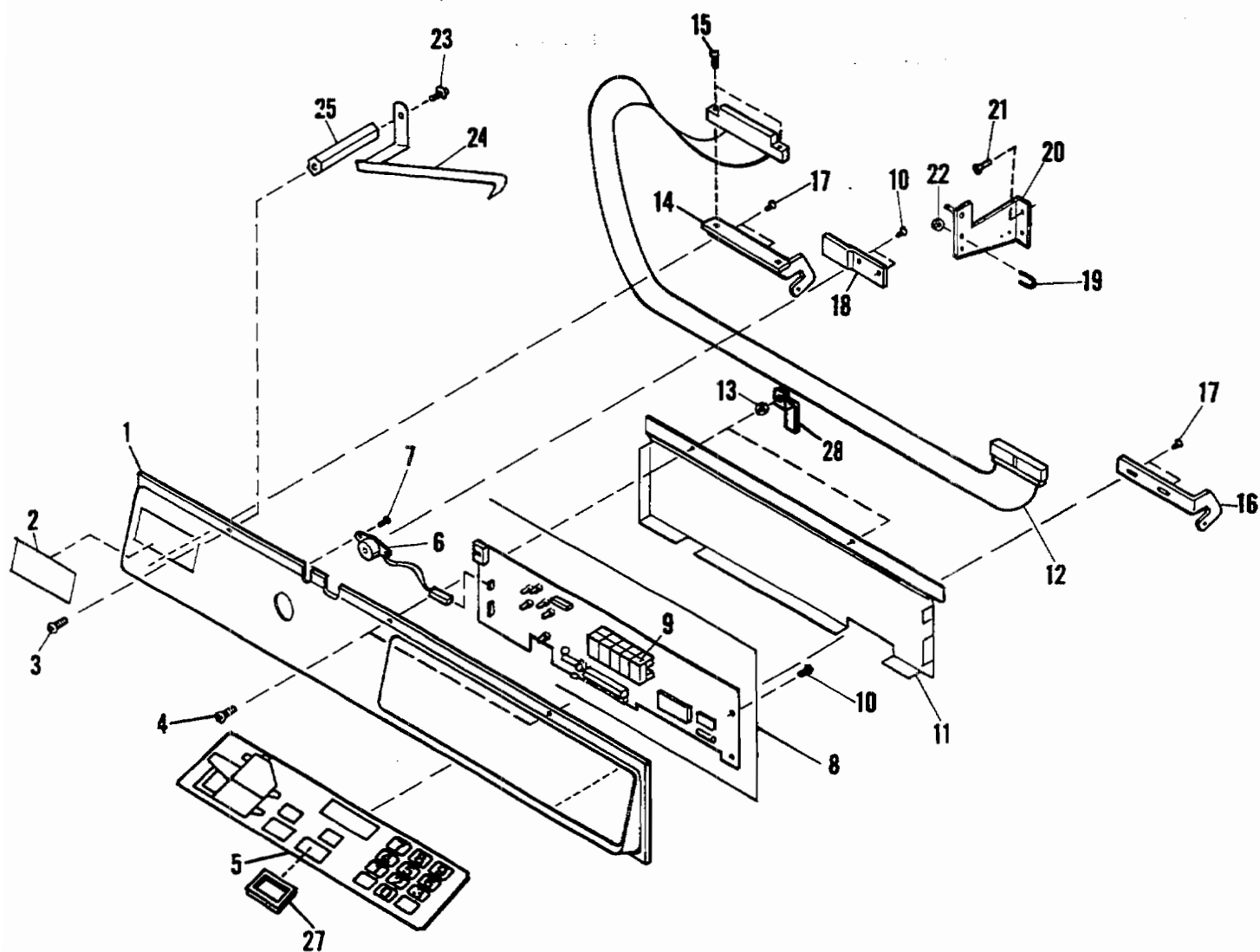


FIGURE 3  
MODEL 9815/9850 Control Panel

# Parts Catalog

Index No.	Part No.	MODEL 9805/9850 Figure 3 Description	Units Per Assy.
1	017761	PANEL - Control.....	1
2	016945	NAME PLATE - 9815, TD.....	1
2	016946	NAME PLATE - 9820, CD.....	1
2	016947	NAME PLATE - 9835, QP.....	1
2	016948	NAME PLATE - 9840, QPC.....	1
2	016949	NAME PLATE - 9850, PRO.....	1
2	016766	NAME PLATE - 9810XC.....	1
2	016320	NAME PLATE - 9810XCS.....	1
3	112652	SCREW - 8-32 x 9/16.....	2
4	112652	SCREW - 8-32 x 9/16.....	1
5	017716	SWITCH PANEL - Membrane, TD & CD.....	1
5	017811	SWITCH PANEL- Membrane, QP, QPC & PRO.....	1
6	017876	BUZZER ASSEMBLY - Mini.....	1
7	001540	SCREW - 4-24 x 3/8.....	2
8	017753	P.C. BOARD ASSEMBLY- Keyboard, TD & CD.....	1
8	017759	P.C. BOARD ASSEMBLY - Keyboard, QP, QPC & PRO.....	1
9	252802	DISPLAY - 7 Segment.....	5
9	252796	INTEGRATED CIRCUIT- U2.....	1
10	001292	SCREW - 8-32 x 5/16.....	6
11	016894	COVER - P.C. Board.....	1
12	016889	CABLE ASSEMBLY - Keyboard.....	1
13	150081	NUT- 8-32.....	1
14	016895	BRACKET- Hinge.....	1
15	100529	SCREW - 4-40 x 3/8.....	2
16	017799	BRACKET - Hinge, R.H. ....	1
17	001279	SCREW - 8-18 x 1/2.....	4
18	017076	CLAMP - Harness.....	1
19	017589	GUIDE - Harness.....	2
20	017797	BRACKET - Pivot L.H. ....	1
20	017163	BRACKET - Pivot R.H. (Not Illustrated).....	1
21	001220	SCREW - 10-32 x 3/8.....	4
22	100228	NUT - 4-40.....	2
23	111054	SCREW - 10-32 x 1/2.....	2
24	016896	BRACKET - Cable.....	1
25	196262	SPACER.....	2
26	196336	TOOL- Cable Connector (Not Illustrated).....	1
27	018620	GUIDE - ON/OFF Switch.....	1
28	025683	RETAINER - P.C. Board Cover.....	1

# Parts Catalog

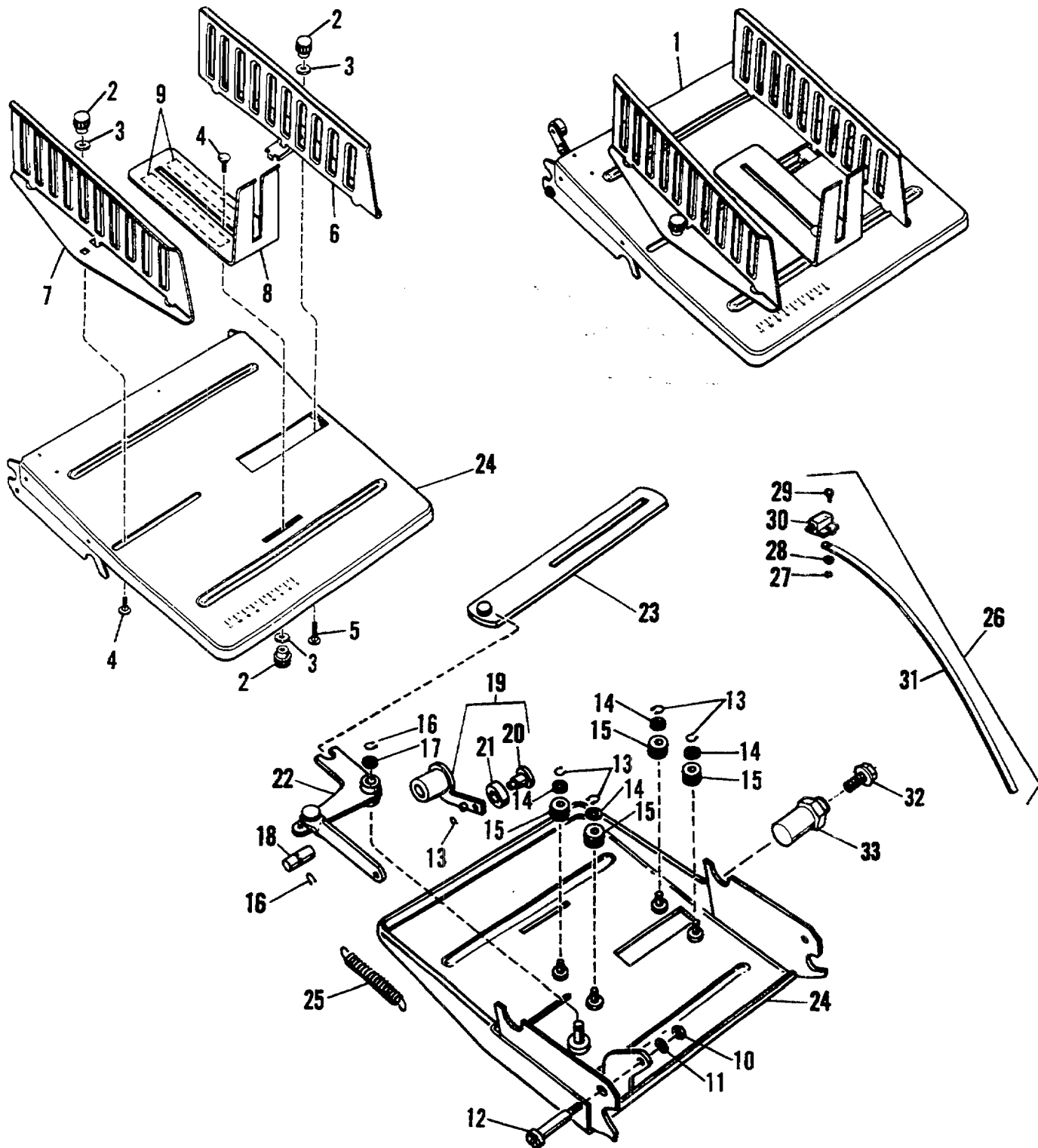


FIGURE 4  
MODEL 9815/9850 Receiving Tray Assembly

# Parts Catalog

Index No.	Part No.	MODEL 9805/9850 Figure 4 Description	Units Per Assy.
1	017676	RECEIVING TRAY ASSEMBLY .....	1
2	072757	KNOB - 1/4-20 .....	3
3	191297	WASHER - .349 I.D. x .625 O.D. ....	3
4	014169	SCREW - Carriage, 1/4-20 x 1/2 .....	2
5	014170	SCREW - Carriage, 1/4-20 x 7/8 .....	1
6	072767	PAPER GUIDE ASSEMBLY - O.S. ....	1
7	072765	PAPER GUIDE ASSEMBLY - N.O.S. ....	1
8	072763	BACK STOP - Paper .....	1
9	066238	FELT STRIP .....	2
10	001812	NUT - 10-32 .....	1
11	022621	WASHER - .197 I.D. x .500 O.D. ....	1
12	072795	SCREW - Shoulder, 10-32 .....	1
13	001049	RING - Retaining, .227 I.D. ....	5
14	006675	WASHER - .253 I.D. x .500 O.D. ....	4
15	072774	TRUCK - Ram .....	4
16	001047	RING - Retaining, .340 I.D. ....	2
17	014703	WASHER - .384 I.D. x .562 O.D. ....	1
18	072796	SLEEVE - Pivot .....	1
19	072784	TRUCK AND LEVER ASSEMBLY .....	1
20	072790	RIVET .....	1
21	072176	TRUCK .....	1
22	072775	CRANK AND LINK ASSEMBLY .....	1
23	007694	RAM - Receiving Tray .....	1
24	017677	TRAY - Receiving .....	1
25	072544	SPRING - Tension, .406 O.D. x 3.125 O.A.L. ....	1
26	010364	TRAY BAIL - (New Design) (Not illustrated) .....	1
26	012142	TRAY BAIL ASSEMBLY .....	1
27	014507	RING - Retaining, .282 O.D. ....	1
28	001747	WASHER - .128 I.D. x .375 O.D. ....	1
29	072756	PIN - Shoulder, Grooved .....	1
30	064086	BRACKET .....	1
31	084071	TRAY BAIL .....	1
32	111091	SCREW - 5/16-24 x 3/4 .....	2
33	196470	STUD - Tray Support .....	2

# Parts Catalog

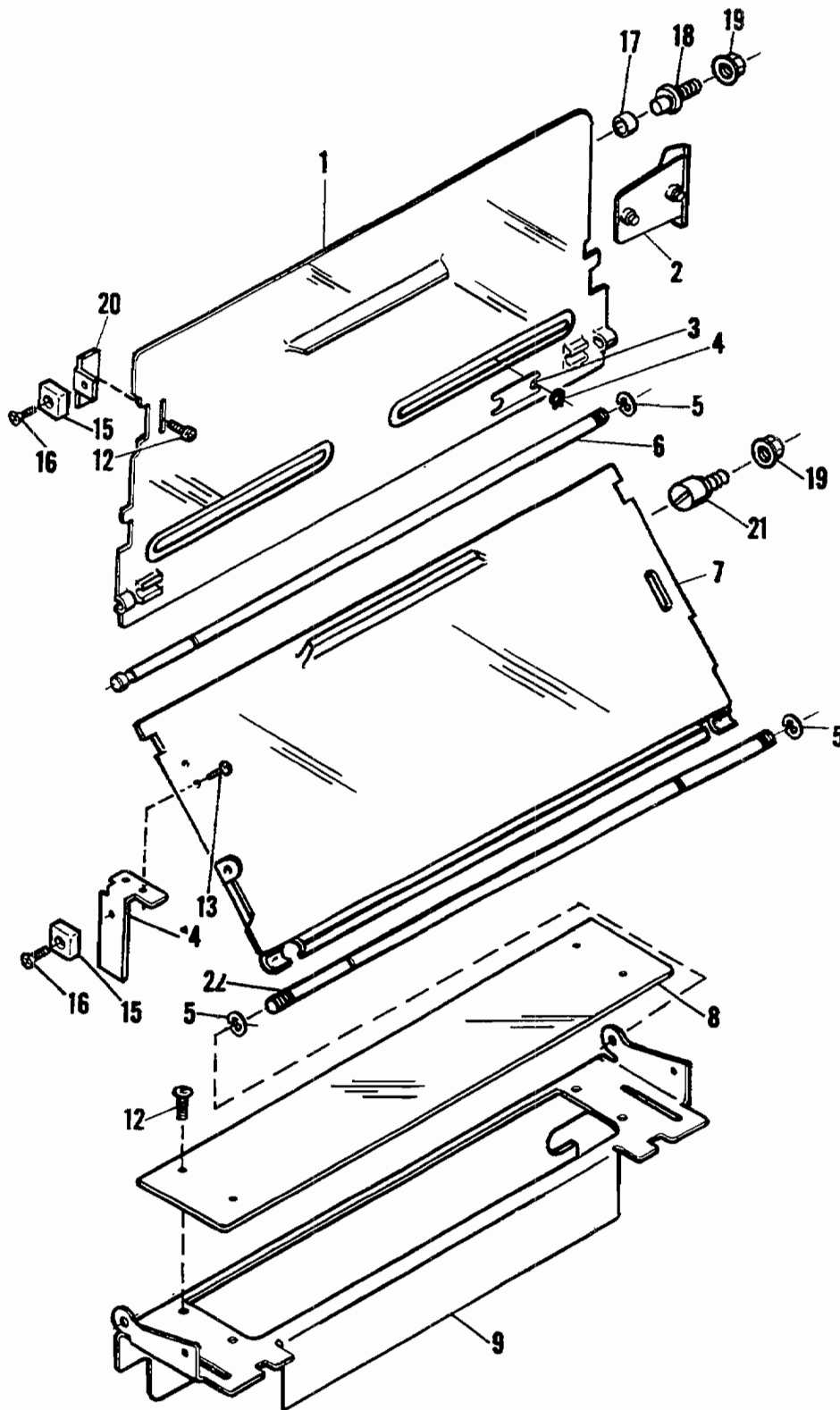


FIGURE 5  
MODEL 9815/9850 Safety Guards - Part I (Old Design)



# Parts Catalog

Index No.	Part No.	MODEL 9805/9850 Figure 5 Description	Units Per Assy.
1	OBS	GUARD - Master Cylinder, TD and CD .....	1
1	OBS	GUARD - Master Cylinder, QP, QPC and PRO .....	1
2	007988	GUIDE - Master Cylinder .....	2
3	027291	SPRING - Strip .....	3
4	014463	RING - Retaining, .183 I.D. x .038 .....	4
5	001060	RING - Retaining, .208 I.D. x .027 .....	4
6	007980	SHAFT - Cylinder Guards .....	1
7	OBS	GUARD - Blanket Cylinder, TD and CD .....	1
7	078343	GUARD - Blanket Cylinder, QP, QPC and PRO .....	1
8	OBS	GUARD - Suction Fingers .....	1
9	OBS	GUARD - Suction Fingers .....	1
10	111053	SCREW - 10-32 x 7/16 .....	2
11	014248	NUT - 10-32 .....	2
12	001575	SCREW - 10-32 x 5/16 .....	4
13	001586	SCREW - 8-32 x 5/16 .....	4
14	078347	BRACKET - Magnet, Blanket Cylinder (9815/9850) .....	1
14	007744	BRACKET - Magnet, Blanket Cylinder (9805/9810) .....	1
15	194847	MAGNET .....	2
16	101366	SCREW - Brass, 6-32 x 7/16 .....	2
17	194689	TUBING .....	1
18	111075	SCREW - 1/4-28 x 7/8 .....	1
19	150085	NUT - 1/4-28 .....	5
20	007816	BRACKET - Magnet .....	1
20	078347	BRACKET - Magnet, QP and QPC .....	1
21	196327	SCREW - Stop, Special .....	2
22	078348	SHAFT - Blanket Cylinder Guard - QP, QPC and PRO .....	1

# Parts Catalog

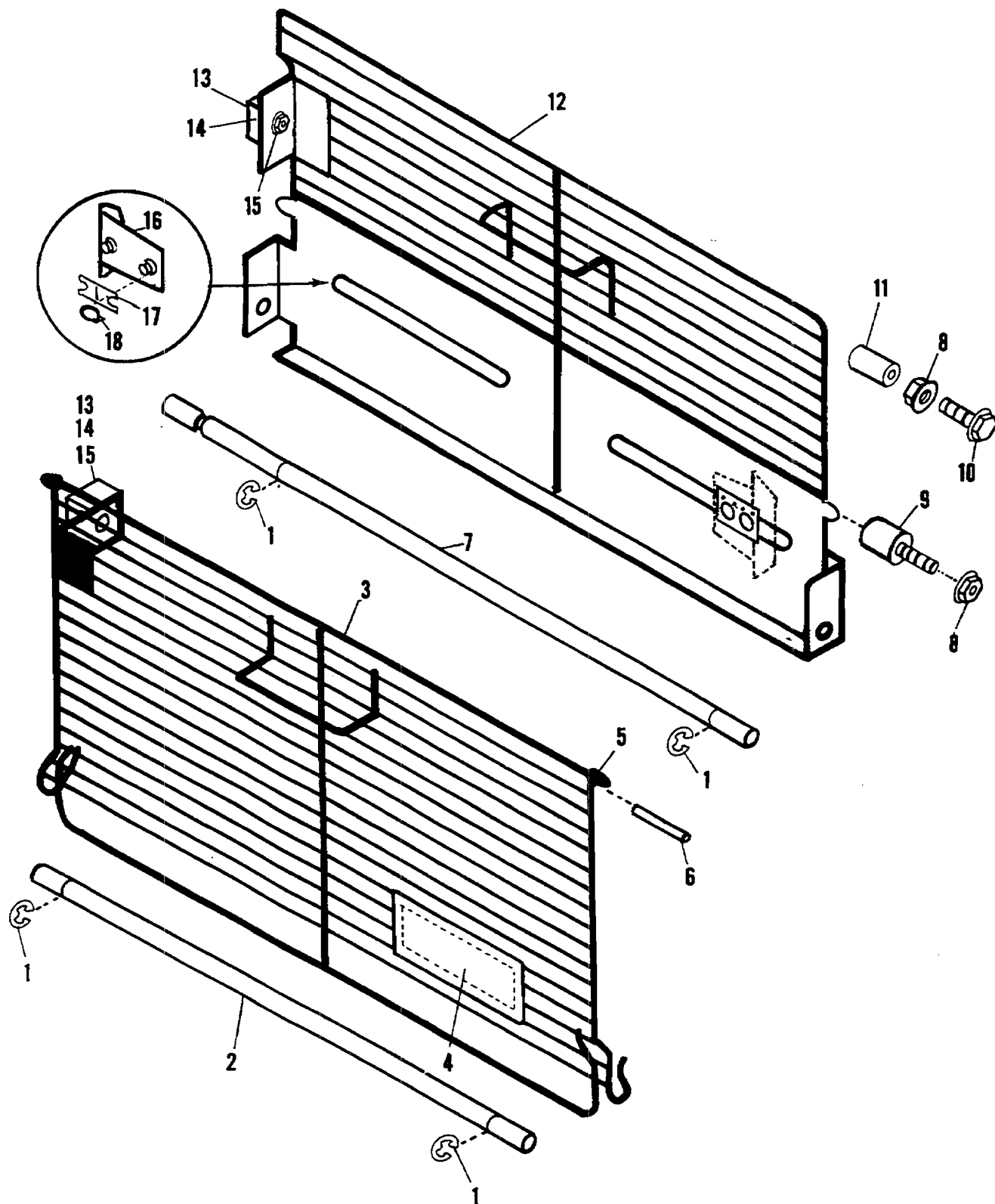


FIGURE 5A  
MODEL 9815/9850 Safety Guards - Part I (New Design)

# Parts Catalog

Index No.	Part No.	MODEL 9805/9850 Figure 5A Description	Units Per Assy.
1	001060	RING - Retaining, .208 .....	4
2	078348	SHAFT - Blanket Guard .....	1
3	010413	GUARD - Blanket .....	1
4	072258	DECAL .....	1
5	101944	BUMPER .....	1
6	100131	PIN - Roll, .199 O.D. x 1.230 O.A.L. ....	1
7	007980	SHAFT - Master Guard .....	1
8	150085	NUT - 1/4-28 .....	2
9	196327	SCREW - Stop, Special .....	1
10	111075	SCREW - 1/4-28 x 7/8 .....	1
11	194689	TUBING .....	1
12	010414	GUARD - Master .....	1
12	400697	TABLE ASSEMBLY - Master Load Model 9810XC2 .....	1
12	400698	GARD EXTENTION - Dampener Model 9810XC2 .....	1
13	101366	SCREW - Brass, 6-32 x 7/16 .....	1
14	194847	MAGNET .....	1
15	150080	NUT - 6-32 .....	1
16	007988	GUIDE - Spring .....	2
17	027291	SPRING - Strip .....	2
18	014463	RING - Retaining, .183 I.D. ....	2

For 48-dash 9805/50 240V 50Hz. United Kingdom Machines

2	018312	SHAFT ASSEMBLY- Blanket, W/Actuator .....	United Kingdom	1
3	010431	GUARD - Blanket .....	United Kingdom	1
7	018310	SHAFT ASSEMBLY - Master, W/Actuator .....	United Kingdom	1
12	010425	GUARD - Master .....	United Kingdom	1
19	010390	BRACKET- SW. Guard, Blk. (Not Illustrated) .....	United Kingdom	1
20	010428	BRACKET- SW. Guard, Mas. (Not Illustrated) .....	United Kingdom	1
21	253211	SWITCH - Safety Guards, (Not Illustrated) .....	United Kingdom	2

# Parts Catalog

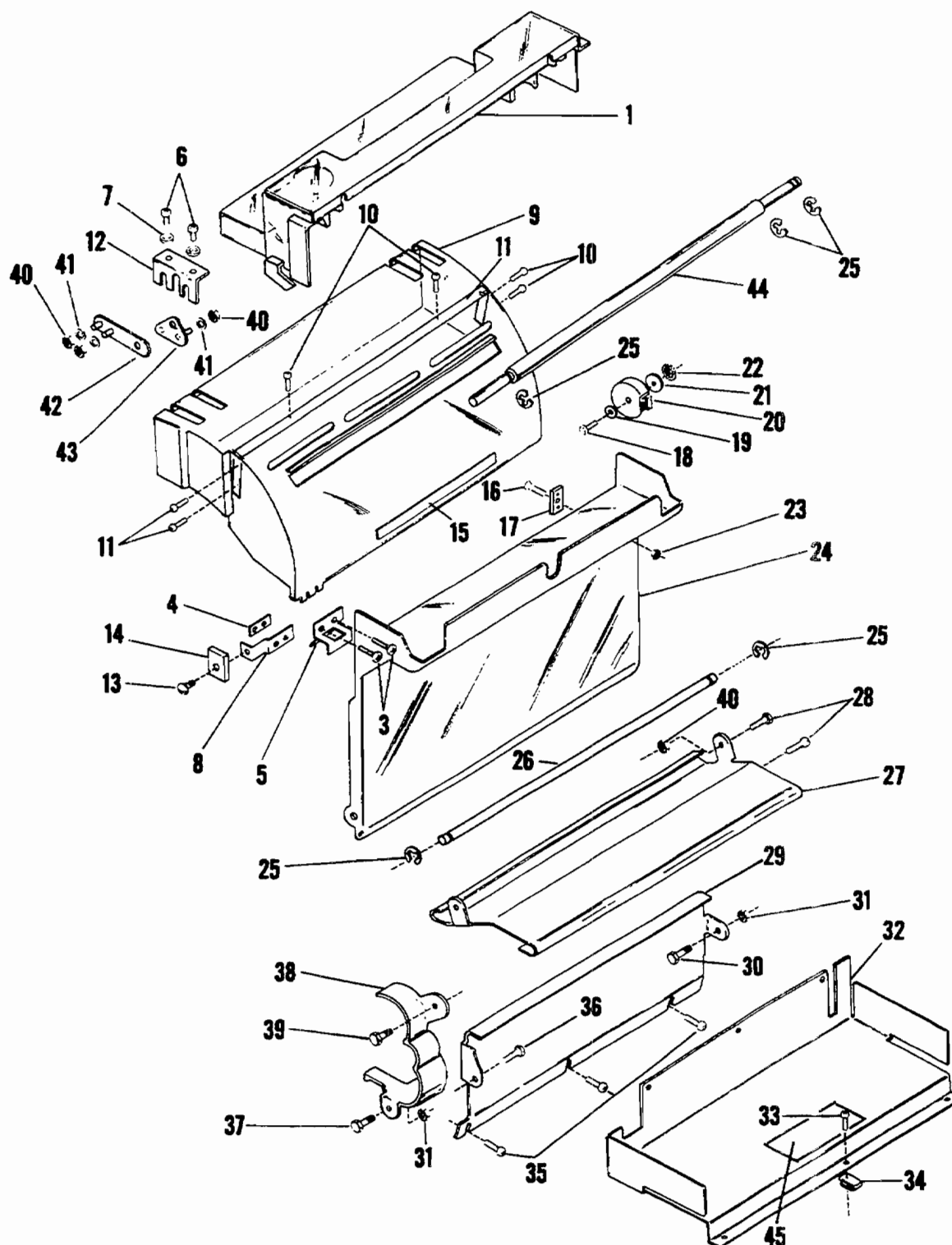


FIGURE 6  
MODEL 9815/9850 Safety Guards - Part II (Old Design)

# Parts Catalog

Index No.	Part No.	MODEL 9805/9850 Figure 6 Description	Units Per Assy.
1	017720	GUARD - Aquamatic .....	1
3	001299	SCREW - 6-32 x 7/16 .....	2
4	007737	NUT PLATE .....	1
5	017075	BRACKET .....	1
6	014136	SCREW - 10-32 x 7/16 .....	4
7	014774	WASHER - Plain, .203 I.D. x 1/2 O.D. x .029 .....	4
8	007738	BRACKET .....	1
9	OBS	COVER - Plastic, TD and CD .....	1
9	017711	COVER - Plastic, QP, QPC and PRO .....	1
10	001106	SCREW - 10-32 x 5/16 .....	6
11	017717	BRACE .....	1
12	078632	BRACKET .....	2
13	101366	SCREW - Brass, 6-32 x 7/16 .....	1
14	196140	MAGNET .....	1
15	076897	DECAL - "Do Not Operate, etc." .....	1
16	112515	SCREW - 4-40 x 5/16 .....	2
17	076836	PLATE - Strike, TD and QP .....	2
18	110073	SCREW - 1/4-28 x 5/8 .....	2
18	111060	SCREW - 10-32 x 1 1/8, Switch Box Mounting .....	1
19	015490	WASHER - Plain, .190 I.D. x 5/8 x .015 .....	1
20	076835	CATCH - Magnetic, TD and QP .....	2
21	073544	SPACER - TD and QP .....	2
22	014808	NUT - 1/4-28, TD and QP .....	2
23	100115	NUT - 4-40 .....	2
24	OBS	GUARD - impression Cylinder, TD and QP .....	1
25	001060	RING - Retaining, .208 I.D. x .027 .....	5
26	007981	SHAFT .....	1
27	017060	GUARD - Center, TD and QP .....	1
28	111054	SCREW - 10-32 x 1/2 .....	3
29	017692	GUARD - Upper .....	1
30	100657	SCREW - 10-32 x 5/8 .....	1
31	014248	NUT - Lock, 10-32 .....	1
32	017809	GUARD - Lower .....	1
33	001574	SCREW - 8-15 x 1/2 .....	3
34	001853	NUT - Speed, #8 .....	3
35	001220	SCREW - 10-32 x 3/8 .....	3
36	001575	SCREW - 10-32 x 5/16 .....	1
37	111058	SCREW - 10-32 x 7/8 .....	1
38	076869	GUARD - Rear, TD and QP .....	1
39	111054	SCREW - 10-32 x 1/2 .....	4
40	150083	NUT - 10-32 .....	8
41	016261	WASHER - Fiber, .200 I.D. x 1/2 O.D. x .063 .....	8
42	007954	BRACKET - Hinge, Aquamatic Guard .....	2
43	007952	BRACKET - Hinge .....	2
44	OBS	SHAFT - Guard Pivot .....	1
45	076898	LABEL - "Caution" .....	1

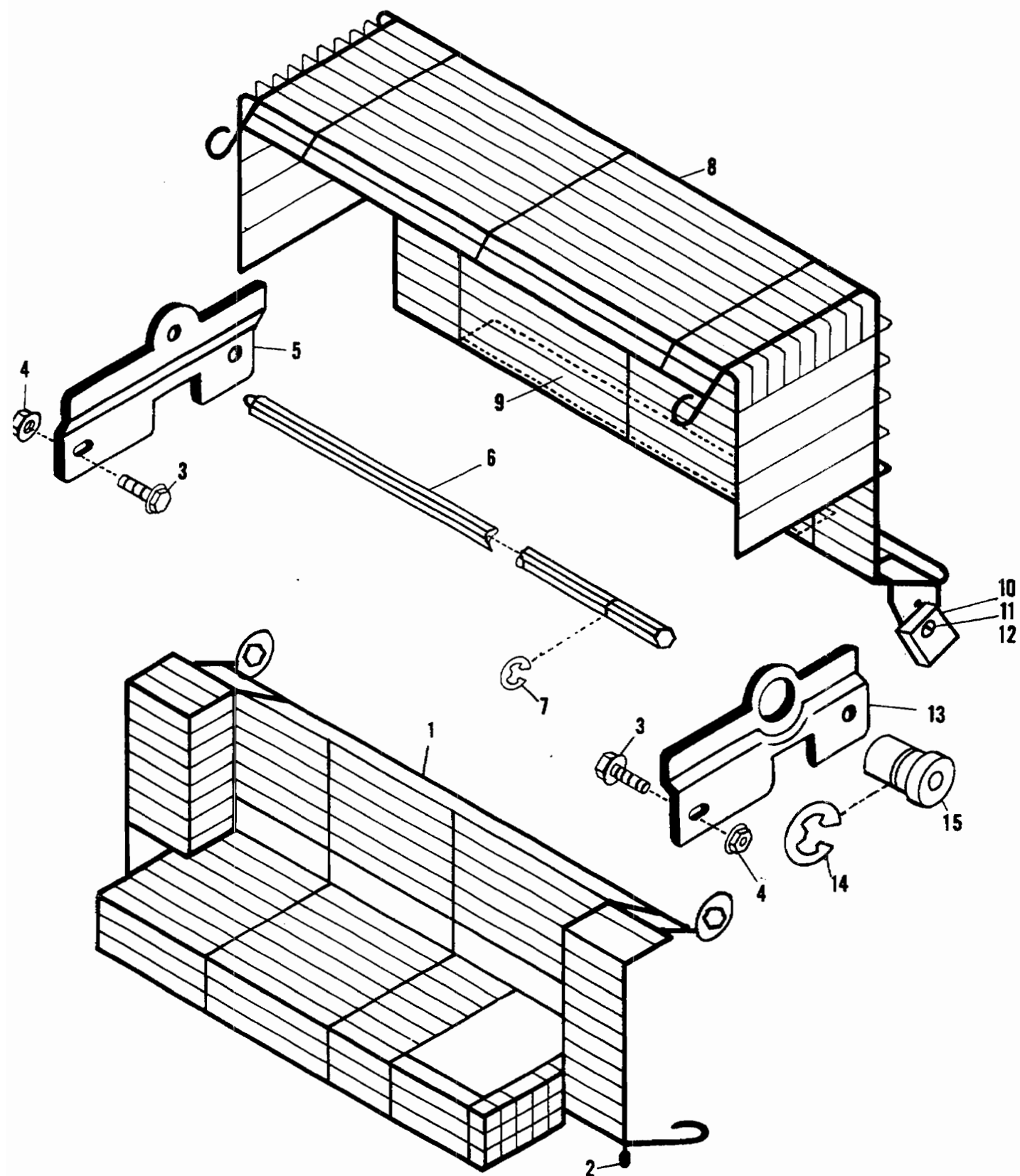


FIGURE 6A  
MODEL 9815/9850 Safety Guards - Part II (New Design)

# Parts Catalog

Index No.	Part No.	MODEL 9805/9850 Figure 6A Description	Units Per Assy.
1	010411	GUARD - Aquamatic .....	1
2	101944	BUMPER .....	1
3	111070	SCREW - 1/4-28 x 7/16 .....	4
4	150085	NUT - 174-28 .....	4
5	010378	BRACKET - O.S. ....	1
6	018315	SHAFT - Guard .....	1
7	001060	RING - Retaining, .208 I.D. ....	1
8	010412	GUARD - Ink .....	1
8	018506	GUARD - Screen, Ink (Old Design) .....	1
9	076897	DECAL .....	1
10	196140	MAGNET .....	1
11	101366	SCREW - Brass, 6-32 x 7/16 .....	1
12	150080	NUT - 6-32 .....	1
13	010379	BRACKET - N.O.S. ....	1
14	001073	RING - Retaining, .577 I.D. ....	1
15	196822	BUSHING .....	1

For 48-dash 9805/50 240V 50Hz. United Kingdom Machines

16	018314	SHAFT ASSEMBLY - Guard .....	United Kingdom	1
18	010423	GUARD - Ink .....	United Kingdom	1
15	025667	CAM ASSEMBLY .....	United Kingdom	1
16	014291	PIN - Roll, .131 x .812 (Not Illustrated) .....	United Kingdom	1
17	010405	BRACKET ASSY. - Switches, (Not Illustrated) .....	United Kingdom	1
18	253211	SWITCH - Safety, Guards (Not Illustrated) .....	United Kingdom	2
19	010342	INSULATOR - Switch, (Not Illustrated) .....	United Kingdom	2
20	101983	SCREW - 6-32 x 1 5/8 (Not Illustrated) .....	United Kingdom	3
21	010388	COVER - Switches, (Not Illustrated) .....	United Kingdom	1

# Parts Catalog

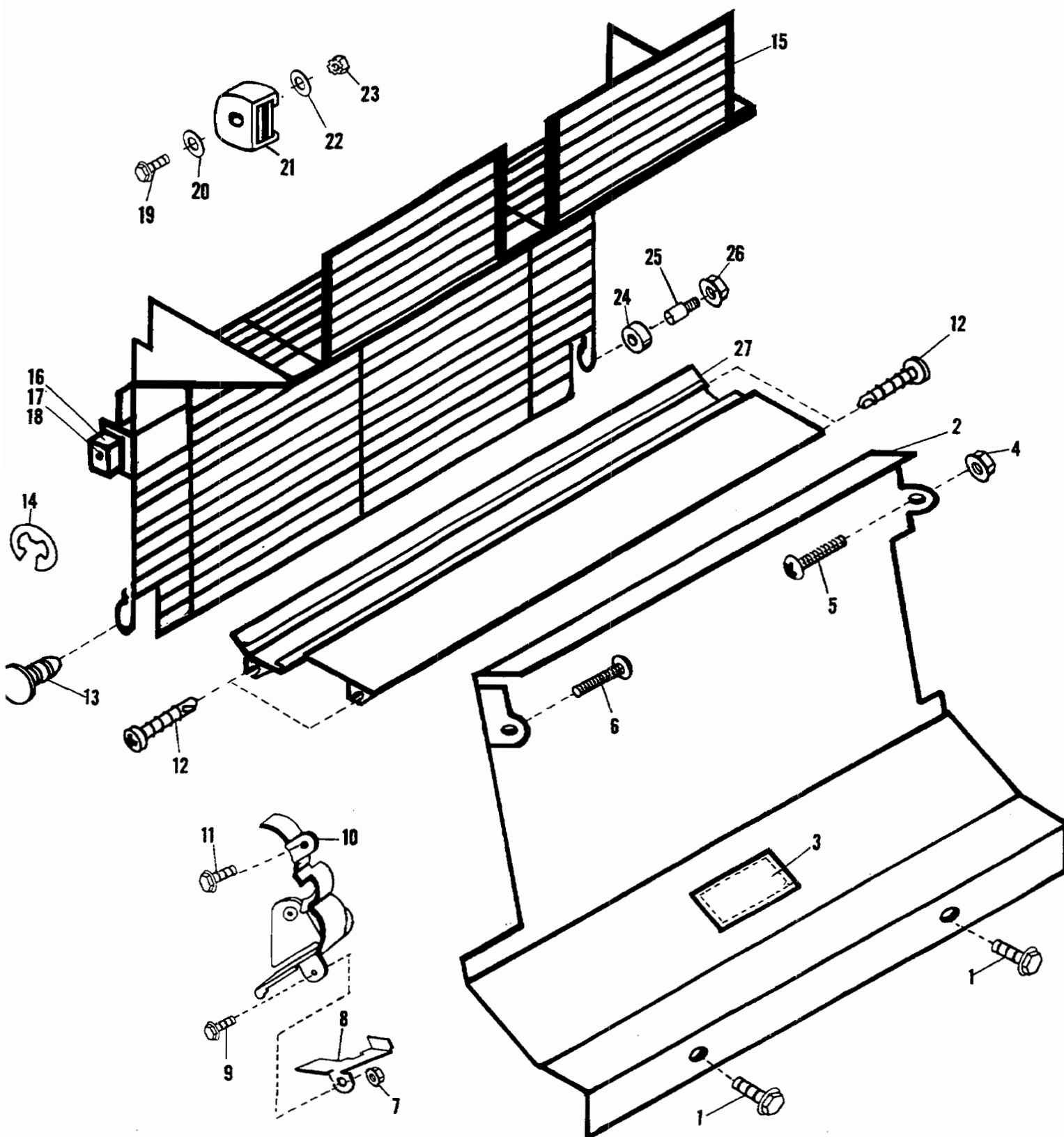


FIGURE 6B  
MODEL 9815/9850 Safety Guards - Part III (New Design)



# Parts Catalog

Index No.	Part No.	MODEL 9805/9850 Figure 6B Description	Units Per Assy.
1	101494	SCREW - 1/4-20 x 5/8 .....	2
2	016318	GUARD - Tray .....	1
3	076898	DECAL .....	1
4	150085	NUT - 1/4-28 .....	2
5	100657	SCREW - 10-32 x 5/8 .....	1
6	001575	SCREW - 10-32 x 5/16 .....	1
7	014248	NUT - 10-32 .....	2
8	072051	SHIELD .....	1
9	111058	SCREW - 10-32 x 7/8 .....	1
10	076869	GUARD - Rear .....	1
11	111054	SCREW - 10-32 x 1/2 .....	1
12	101976	SCREW - 1/4-20 x 3/4 .....	2
13	010419	STUD .....	1
14	001080	RING - Retaining, .302 I.D. ....	1
15	010415	GUARD - Impression .....	1
16	196140	MAGNET .....	1
17	101366	SCREW - Brass, 6-32 x 7/16 .....	1
18	150080	NUT - 6-32 .....	1
19	110073	SCREW - 10-32 x 1 .....	1
19	111060	SCREW - 10-32 x 1 1/8 .....	1
20	015490	WASHER - .190 I.D. x 5/8 O.D. ....	1
21	076835	CATCH - Magnetic .....	1
22	073544	SPACER .....	1
23	014808	NUT - 1/4-28 .....	1
24	077552	BUSHING .....	1
25	074717	STUD .....	1
26	150083	NUT - 10-32 .....	1
27	010420	GUARD - Delivery Roller .....	1

For 48-dash 9805/50 240V 50Hz. United Kingdom Machines

15	018192	GUARD - Impression .....	United Kingdom	1
28	010399	BRACKET ASSY. - Imp. SW. (Not Illustrated) .....	United Kingdom	1
29	010402	ACTUATOR ASSY. - Imp. SW. (Not Illustrated) .....	United Kingdom	1
30	253211	SWITCH - Guard, Imp. (Not Illustrated) .....	United Kingdom	1
31	100961	SCREW - 6-32 x 7/8 (Not Illustrated) .....	United Kingdom	1
32	190731	NUT-PLATE - (Not Illustrated) .....	United Kingdom	1

# Parts Catalog

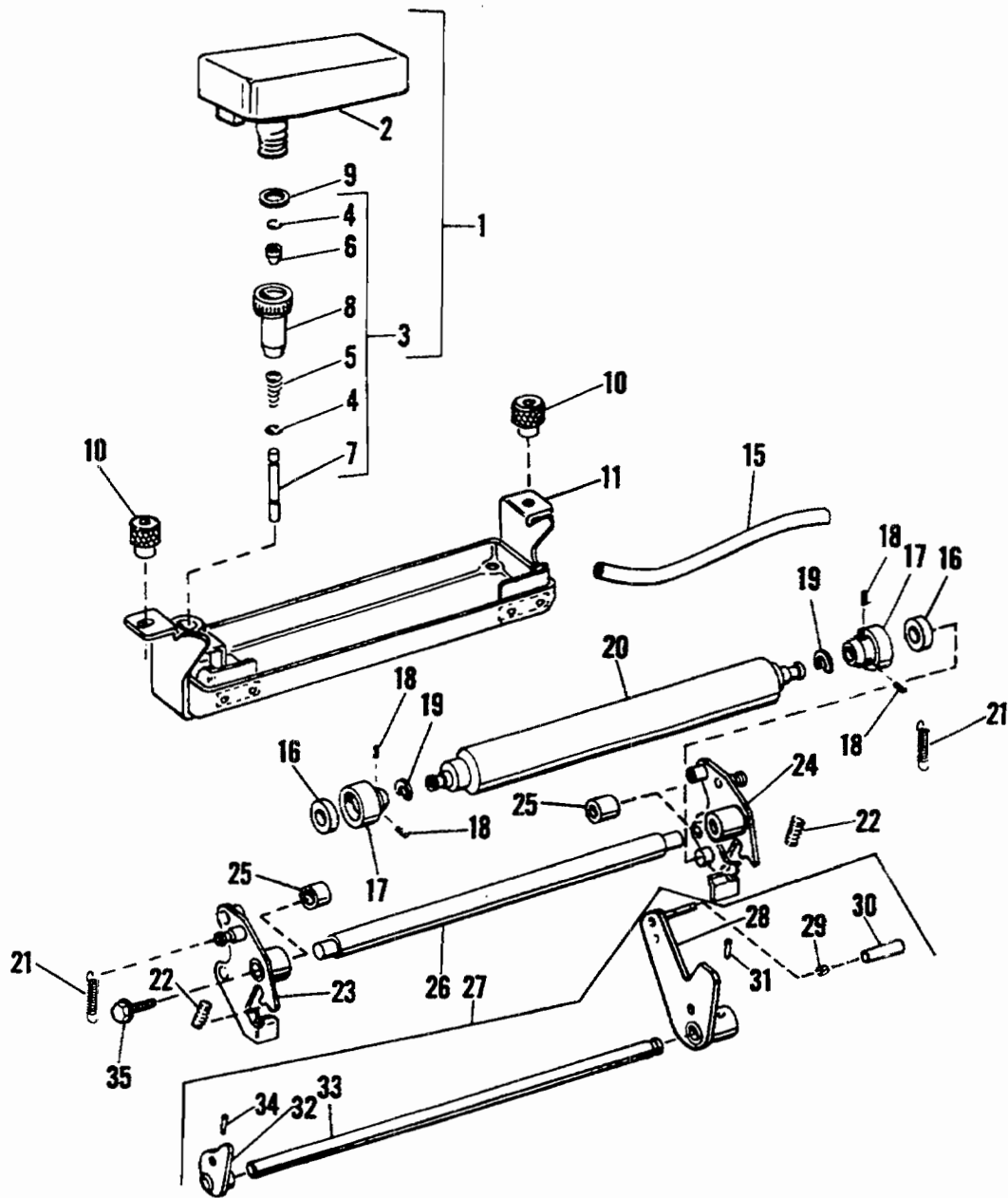


FIGURE 7  
MODEL 9815/9850 Aquamatic - Part I

# Parts Catalog

Index No.	Part No.	MODEL 9805/9850 Figure 7 Description	Units Per Assy.
1	***017674	BOTTLE ASSEMBLY - Repellent .....	1
2	012141	BOTTLE - Repellent .....	1
3	017747	VALVE ASSEMBLY .....	1
4	014507	RING - Retaining - .095 I.D. ....	2
5	073308	SPRING - Valve Pin .....	1
6	040868	SEAL - Bottle Cap .....	1
7	080536	VALVE PIN .....	1
8	017820	CAP - Bottle .....	1
9	400543	WASHER - Bottle Cap .....	1
10	080581	KNOB - Trough Mounting .....	2
11	007653	TROUGH ASSEMBLY .....	1
15	191586	HOSE - Trough Drain .....	1
16	080505	BEARING - Ductor Roller .....	2
17	080504	HOUSING - Ductor Roller Bearing, TD, CD, QP and QPC .....	2
17	080591	HOUSING - Bearing, PRO .....	2
18	014372	SCREW - Set, 10-32 x 1/4 .....	4
19	014518	RING - Retaining, .395 I.D. ....	2
20	007668	ROLLER - Ductor, Rubber TD, CD, QP and QPC .....	1
20	007859	ROLLER - Ductor, Stainless Steel, PRO .....	1
21	073542	SPRING - Tension, 3/8 O.D. x 1-5/16 O.A.L. ....	2
22	073540	SPRING - Compression, 13/32 O.D. x 1-1/2 O.A.L. ....	2
23	080541	CARRIER ASSEMBLY - L.H., Ductor Roller, N.O.S. ....	1
24	080539	CARRIER ASSEMBLY - R.H., Ductor Roller, O.S. ....	1
25	001416	BUSHING - .502 I.D. x .625 O.D. x .750 O.A.L. ....	2
26	007684	TIE BAR - Carrier Assembly .....	1
27	017707	SHAFT ASSEMBLY - Aquamatic Control .....	1
27	018544	SHAFT ASSEMBLY - Aquamatic Control (9840 B) .....	1
28	017708	LEVER ASSEMBLY - Aquamatic Control .....	1
28	018534	LEVER ASSEMBLY - Aquamatic Control (9840 B) .....	1
29	072052	SPRING - Lock .....	1
30	011371	KNOB - Control Lever .....	1
30	017593	KNOB - Control Lever (9840 B) .....	1
31	001978	ROLL PIN - .135 O.D. x .765 O.A.L. ....	1
32	*007958	CAM ASSEMBLY - Aquamatic Control .....	2
33	*007656	SHAFT - Aquamatic Control .....	1
34	195396	PIN - Taper, .110 O.D. x .625 O.A.L. ....	2
35	111089	SCREW .....	2

\*Not Procurable Separately

\*\*\*Not Available As An Assembly

# Parts Catalog

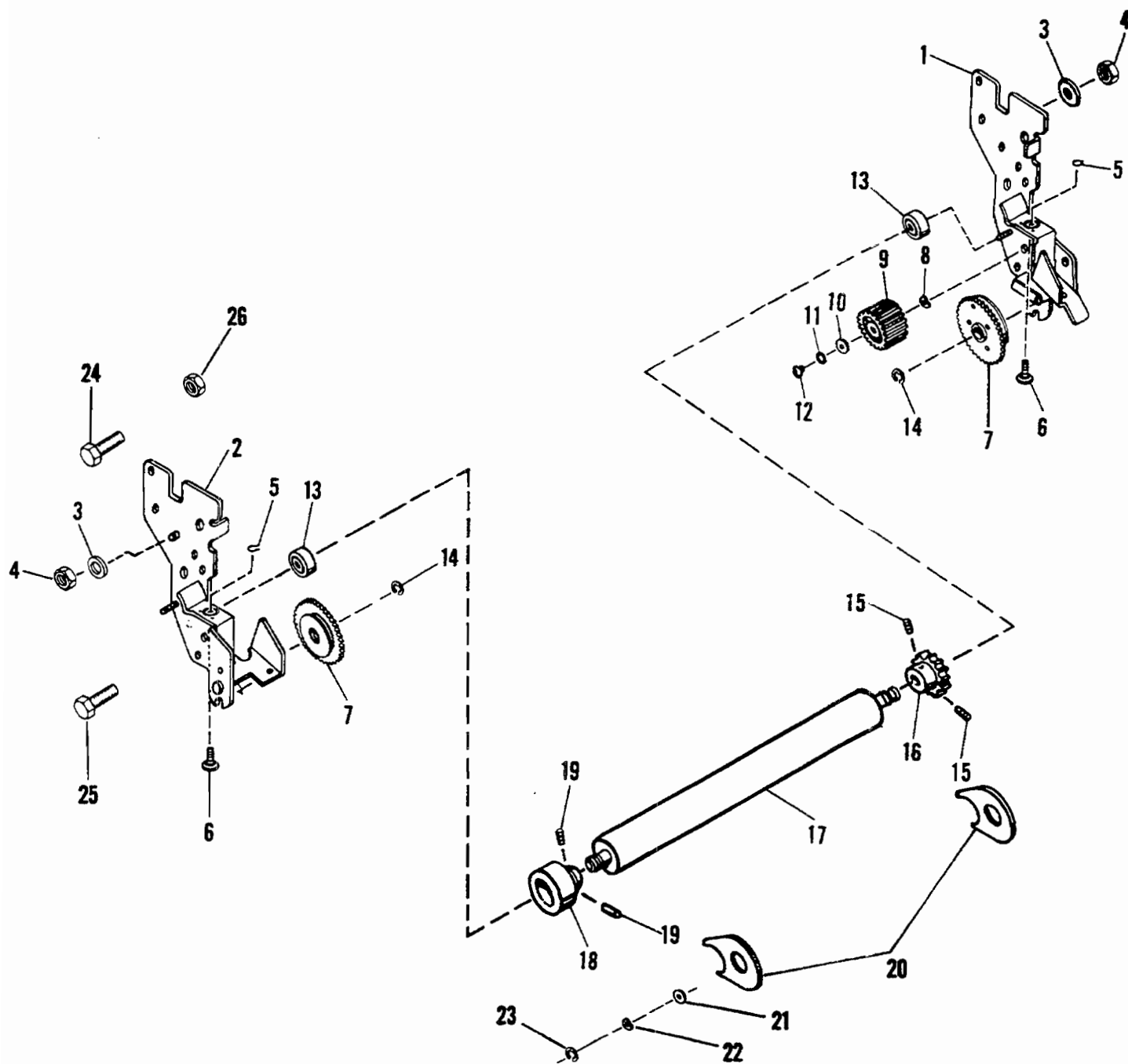


FIGURE 8  
MODEL 9815/9850 Aquamatic - Part II

# Parts Catalog

Index No.	Part No.	MODEL 9805/9850 Figure 8 Description	Units Per Assy.
1	007966	FRAME - N.O.S. ....	1
2	007964	FRAME - O.S. ....	1
3	016572	WASHER. - .255 I.D. ....	1
4	003578	NUT - 1/4-20 ....	2
5	001099	RING - Retaining, .283 I.D. ....	2
6	080524	SCREW - Shoulder ....	2
7	012422	DUCTOR GEAR ASSEMBLY ....	2
8	001772	WASHER - Spring, .382 I.D. ....	1
9	082050	GEAR ....	1
10	001750	WASHER - .328 I.D. ....	1
11	004074	WASHER - 9/16 I.D. ....	1
12	064189	SCREW - LOCK ....	1
13	080505	BEARING ....	2
14	001080	RING - Retaining, .302 I.D. ....	2
15	014390	SCREW - Set, 1/4-28 x 1/4 ....	2
16	080599	GEAR ....	1
17	007657	ROLLER - Copper (TD, CD, QP and QPC) ....	1
17	007856	ROLLER - Rubber (PRO) ....	1
18	080591	HOUSING - Bearing ....	1
19	014372	SCREW - Set, 10-32 x 1/4 ....	2
20	080979	SHIELD - Aquamatic, (PRO) ....	2
21	195086	WASHER - Stainless Steel, .513 I.D. x 1.000 O.D. (PRO) ....	2
22	195087	WASHER - Stainless Steel Spring, .520 I.D. (PRO) ....	2
23	101870	RING - Retaining, Stainless Steel .456 I.D. (PRO) ....	2
24	111073	SCREW - 1/4-28 x 5/8 ....	2
25	111074	SCREW - 1/4-28 x 3/4 ....	2
26	150085	NUT - 1/4-28 ....	2

# Parts Catalog

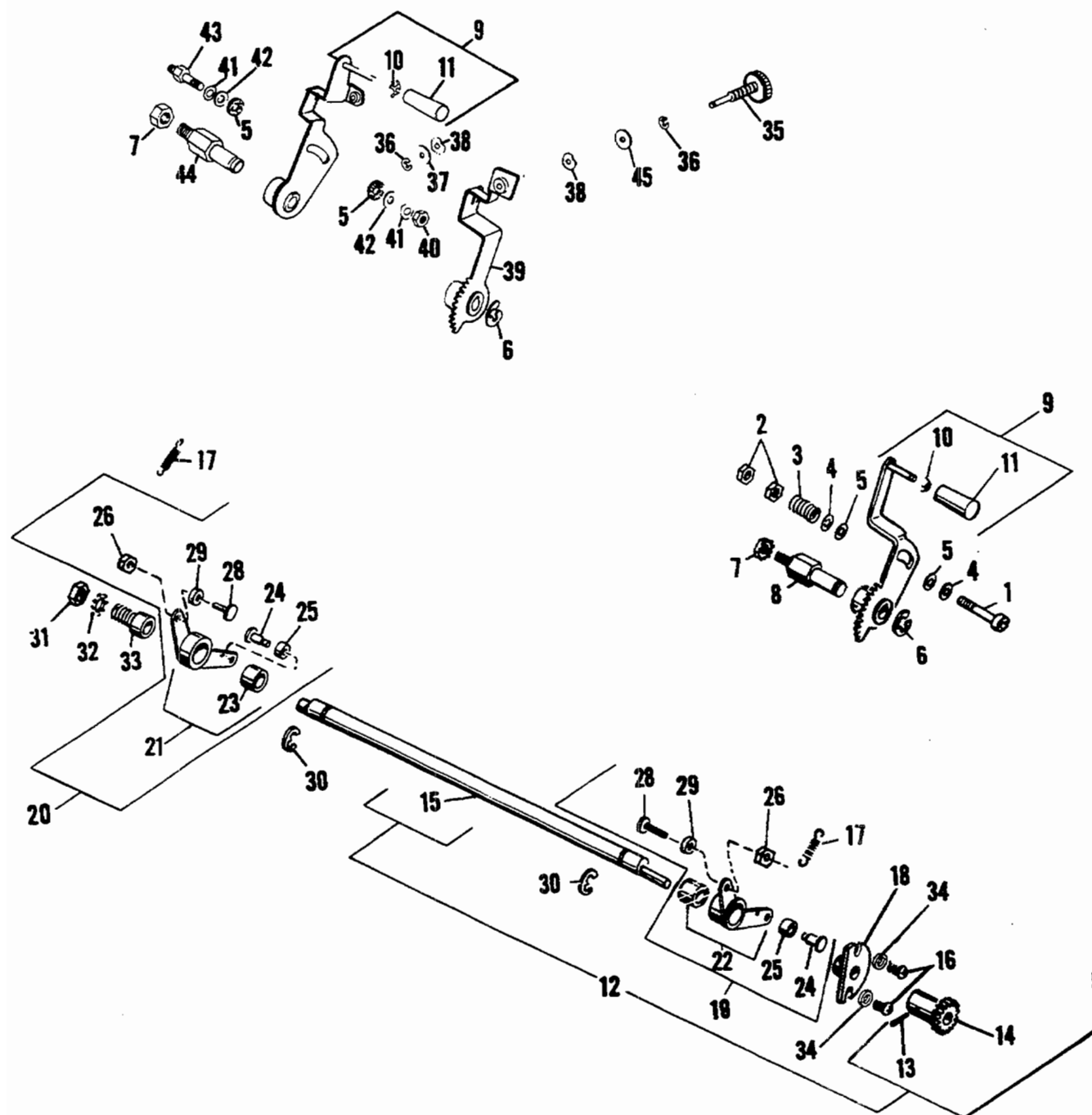


FIGURE 9  
MODEL 9815/9850 Aquamatic Control Lever Assembly

# Parts Catalog

Index No.	Part No.	MODEL 9805/9850 Figure 9 Description	Units Per Assy.
1	014304	SCREW - 1/4-28 x 1-1/2 .....	1
2	001832	NUT- 1/4-28 .....	2
3	072953	SPRING - Compression, 5/16 I.D x 5/8 O.A.L. ....	1
4	021150	WASHER - .256 I.D. ....	2
5	014793	WASHER - Friction, 17/64 I.D. ....	2
6	001080	RING - Retaining, .302 I.D. ....	1
7	150085	NUT - 1/4-28 .....	1
8	080537	STUD - Aquamatic Control Lever .....	1
9	016275	LEVER ASSEMBLY - Micro Adjust .....	1
9	017548	LEVER ASSEMBLY .....	1
9	018592	LEVER ASSEMBLY - Micro Adjust (9840 B) .....	1
9	018543	LEVER ASSEMBLY (9840 B) .....	1
10	072052	LOCK- Spring .....	1
11	011371	HANDLE - Brown .....	1
11	017593	HANDLE - (9840 B) .....	1
12	007662	ECCENTRIC SHAFT AND PINION ASSEMBLY .....	1
13	000006	PIN - Taper, .582 O.A.L. ....	1
14	*073246	GEAR - Eccentric Shaft .....	1
15	*007663	SHAFT - Eccentric .....	1
16	111068	SCREW - 1/4-28 x 5/16 .....	2
17	040782	SPRING - Tension, .318 O.D. x 1-7/32 O.A.L. ....	2
18	073252	BUSHING - Eccentric Shaft .....	1
19	073248	LEVER ASSEMBLY - O.S. ....	1
20	073250	LEVER ASSEMBLY - N.O.S. ....	1
21	071567	LEVER - N.O.S. ....	1
22	071566	LEVER - O.S. ....	1
23	014605	BUSHING - .566 I.D. x .691 O.D. x .750 O.A.L. ....	1
24	057507	RIVET .....	1
25	070125	TRUCK .....	1
26	014248	NUT - LOCK, 10-32 .....	1
28	190118	STUD - Eccentric .....	1
29	190103	TRUCK .....	1
30	001094	RING - Retaining, .394 I.D. ....	2
31	014805	NUT - 7/16-20 .....	1
32	043097	WASHER - .440 I.D. ....	1
33	193606	STUD .....	1
34	021203	WASHER - .255 I.D. x .500 O.D. ....	2
35	196666	SCREW - Adjusting .....	1
36	014504	RING - Retaining, .146 I.D. x .027 .....	2
37	196664	WASHER - Spherical .....	1
38	001742	WASHER - Spring, 13/16 I.D. x .500 O.D. ....	2
39	016271	LEVER ASSEMBLY - Gear .....	1
40	001818	NUT - Lock, 1/4-28 .....	1
41	193549	WASHER - Spring, .266 I.D. x .557 O.D. ....	2
42	191384	WASHER - .260 I.D. x .750 O.D. ....	2
43	196662	STUD .....	1
44	196663	STUD .....	1
45	006776	WASHER - Plain, 3/16 I.D. x 3/8 O.D. x 3/64 .....	1

\*Not Procurable Separately

# Parts Catalog

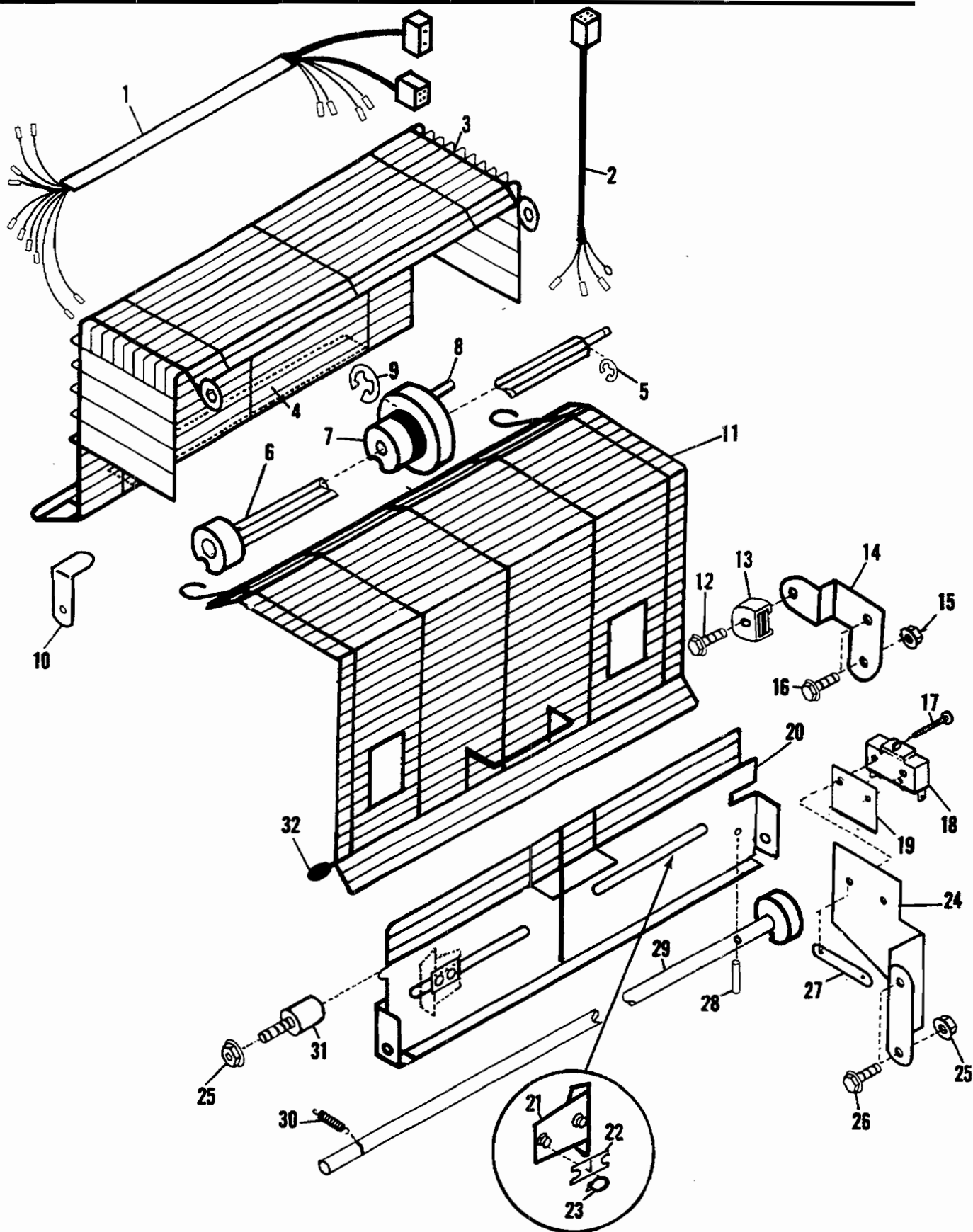


FIGURE 9A  
MODEL 9815/9850 Dampener Guides



# Parts Catalog

Index No.	Part No.	MODEL 9805/9850 Figure 9A Description	Units Per Assy.
1	016868	HARNESS ASSEMBLY - Dampener .....	1
2	016698	CABLE ASSEMBLY- 74" AC. Control Box to Dampener .....	1
2	016169	CABLE ASSEMBLY- 35" AC. Control Box (9860) .....	1
2	016191	CABLE ASSEMBLY - 40" Dampener Interface (9860) .....	1
3	016716	INK GUARD ASSEMBLY .....	1
4	076897	DECAL .....	1
5	001060	RING - Retaining, .208 I.D. ....	1
6	016806	SHAFT ASSEMBLY - Guard .....	1
7	016808	CAM SLEEVE ASSEMBLY .....	1
8	100582	PIN - Roll, .131 O.D. x .327 O.A.L. ....	1
9	001073	RING - Retaining, .577 I.D. ....	1
10	016197	SUPPORT - Guard .....	2
11	016718	GUARD ASSEMBLY - Dampener .....	1
12	111057	SCREW - 10-32 x 3/4 .....	1
13	076835	CATCH - Magnetic .....	1
14	016858	BRACKET - Magnet .....	1
15	150083	NUT - 10-32 .....	1
16	111054	SCREW - 10-32 x 1/2 .....	1
17	100961	SCREW - 6-32 x 7/8 .....	2
18	253211	SWITCH - 20A 125/250 VAC. ....	1
19	010342	INSULATOR .....	1
20	016723	GUARD - Master Cylinder .....	1
20	016720	GUARD - Master Cylinder (Color Head) .....	1
21	007988	GUIDE .....	2
22	027291	SPRING - Strip .....	2
22	016722	CLAMP - Retaining, (Color Head) (Not Illustrated) .....	2
23	014463	RING - Retaining, .183 I.D. ....	4
23	001812	NUT- 10-32 (Color Head) (Not Illustrated) .....	2
24	010428	BRACKET .....	1
25	150085	NUT - 1/4-28 .....	3
26	111071	SCREW - 1/4-28 x 1/2 .....	2
27	190731	NUT PLATE .....	1
28	001984	PIN - Roll, .103 O.D. x .640 O.A.L. ....	1
29	016859	SHAFT ASSEMBLY - Master Cylinder Guard .....	1
30	065402	SPRING - Tension, 3/8 O.D. x 1 19/32 O.A.L. ....	1
31	196327	SCREW - Stop .....	1
32	101944	BUMPER - Rubber .....	1

# Parts Catalog

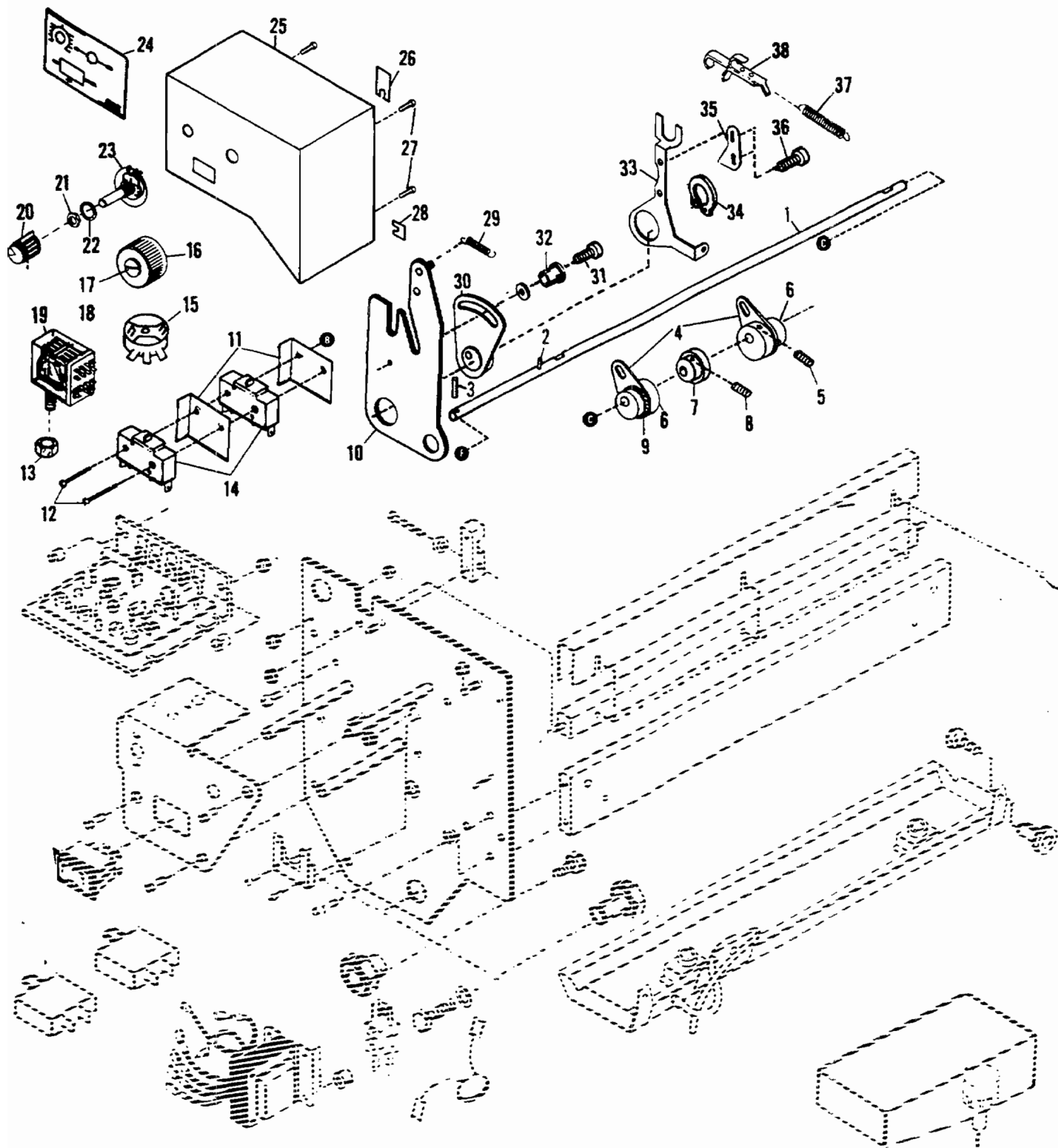


FIGURE 9B  
MODEL 9815/9850 Dampener - Part I

# Parts Catalog

Index No.	Part No.	MODEL 9805/9850 Figure 98 Description	Units Per Assy.
1	016771	SHAFT ASSEMBLY .....	1
2	001978	PIN - ROLL, .135 O.D. x .765 O.A.L. ....	1
3	001980	PIN - ROLL, .135 O.D. x .640 O.A.L. ....	1
4	083556	LEVER .....	2
5	100167	SCREW - Set, 1/4-28 x 5/8 .....	2
6	083557	ECCENTRIC .....	2
7	016683	BUSHING - Eccentric .....	2
8	014108	SCREW - Set, 10-32 x 3/8 .....	2
9	083555	RING - Self Locking .....	1
10	083566	ARM ASSEMBLY - O.S. ....	1
11	010342	INSULATOR .....	2
12	101983	SCREW - 6-32 x 1-5/8 .....	2
13	014812	NUT - 6-32 .....	2
14	253211	SWITCH .....	2
15	083610	POTENTIOMETER .....	1
16	017735	KNOB .....	1
17	196246	SCREW - Knob .....	1
18	039642	RING - Plastic .....	1
19	253468	RELAY .....	1
20	193823	KNOB .....	1
21	100144	NUT - 8-32 .....	1
22	100835	WASHER - Lock, .383 I.D. x .562 O.D. ....	1
23	083609	POTENTIOMETER .....	1
24	016824	NAME PLATE .....	1
25	083506	COVER ASSEMBLY - O.S. ....	1
26	016199	STOP - Guard Long .....	2
27	014311	SCREW - 8-15 x 5/8 .....	3
28	016198	STOP - Guard Short .....	1
29	006987	SPRING- 19/64 O.D. x 1-15/32 O.A.L. ....	1
30	083483	HUB ASSEMBLY - O.S. ....	1
31	014175	SCREW - 10-32 x 7/8 .....	1
32	196309	SPACER .....	2
33	016677	LEVER ASSEMBLY - Lockout, O.S. ....	1
33	016680	LEVER ASSEMBLY - Lockout, N.O.S. (Not Illustrated) .....	1
34	001087	RING - Retaining, 1.108 I. D. x .052 .....	2
35	016682	STOP - Adjustable .....	2
36	111033	SCREW - 8-32 x 5/16 .....	4
37	065402	SPRING - Tension, 11/32 O.D. x 1-17/32 O.A.L. ....	2
38	016687	HOOK ASSEMBLY - Latching .....	2

# Parts Catalog

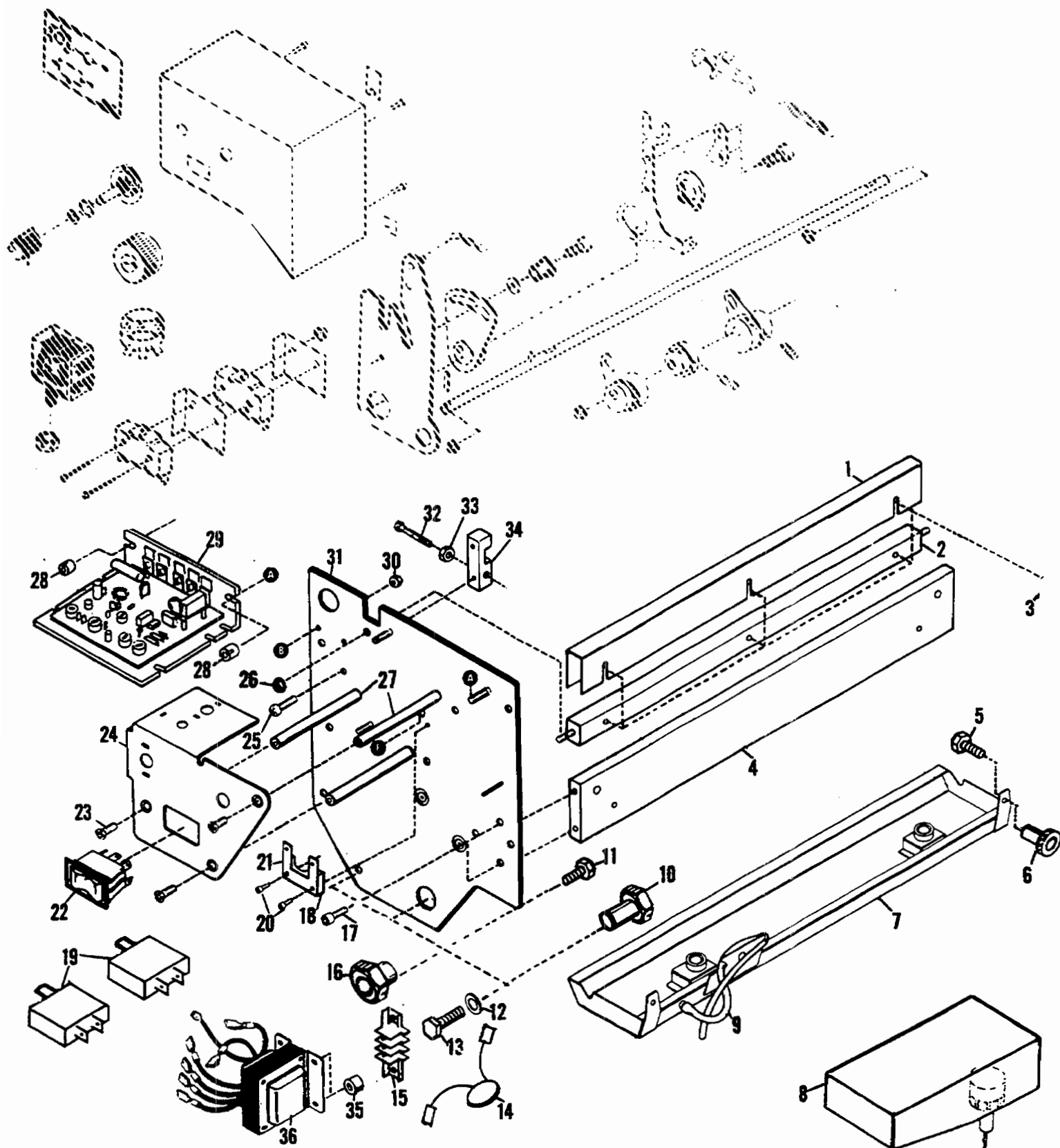


FIGURE 9C  
MODEL 9815/9850 Dampener - Part II

# Parts Catalog

Index No.	Part No.	MODEL 9805/9850 Figure 9C Description	Units Per Assy.
1	016773	CHANNEL - Wire .....	1
2	016774	TIE BAR .....	1
3	001220	SCREW - 10-32 x 3/8 .....	3
4	016813	BAR - Spacing.....	1
5	001267	SCREW - 10-32 x 3/4 .....	2
6	012379	NUT - Knurled .....	2
7	016851	FOUNTAIN ASSEMBLY - Aquamatic .....	1
8	012141	BOTTLE .....	1
9	191586	HOSE - Drain .....	1
10	083563	ADAPTER - Mounting .....	2
11	111073	SCREW - 1/4-28 x 5/8 .....	2
12	003586	WASHER - .383 I.D. x 3/4 O.D. ....	2
13	111087	SCREW - 5/16-24 x 1/2 .....	2
14	016697	VARISITOR ASSEMBLY .....	1
15	253541	TERMINAL BLOCK .....	1
16	083562	ADAPTER - Mounting .....	1
17	001555	SCREW - 10-32 x 1/2 .....	4
18	083559	PLATE - Stop .....	1
19	253713	CIRCUIT BREAKER - 2.0A .....	2
20	001683	SCREW - 6-32 x 5/16 .....	2
21	083558	SPRING .....	1
22	253511	SWITCH - Rocker .....	1
23	014187	SCREW - 8-32 x 5/8 .....	3
24	083578	BRACKET .....	1
25	001555	SCREW - 10-32 x 1/2 .....	1
26	150085	NUT - 1/4-28 .....	2
27	083579	STAND-OFF .....	2
28	083572	NUT - Special .....	2
29	083706	P.C. BOARD - DC Motor Control .....	1
30	014182	NUT- 6-32 .....	2
31	083564	FRAME ASSEMBLY - O.S. ....	1
32	014180	SCREW- 1/4-28 x 1.000 .....	1
33	001817	NUT- 1/4-28 .....	1
34	083561	BLOCK - Mounting .....	1

For Other Then 115V. 60HZ. or 115V. 50/60 HZ. Dual Usage

19	253618	CIRCUIT BREAKER - 1.2A .....	2
35	192073	SPACER - 230V. ....	2
36	083611	TRANSFORMER ASSEMBLY - 220, 230, 240V - 50/60HZ .....	1

# Parts Catalog

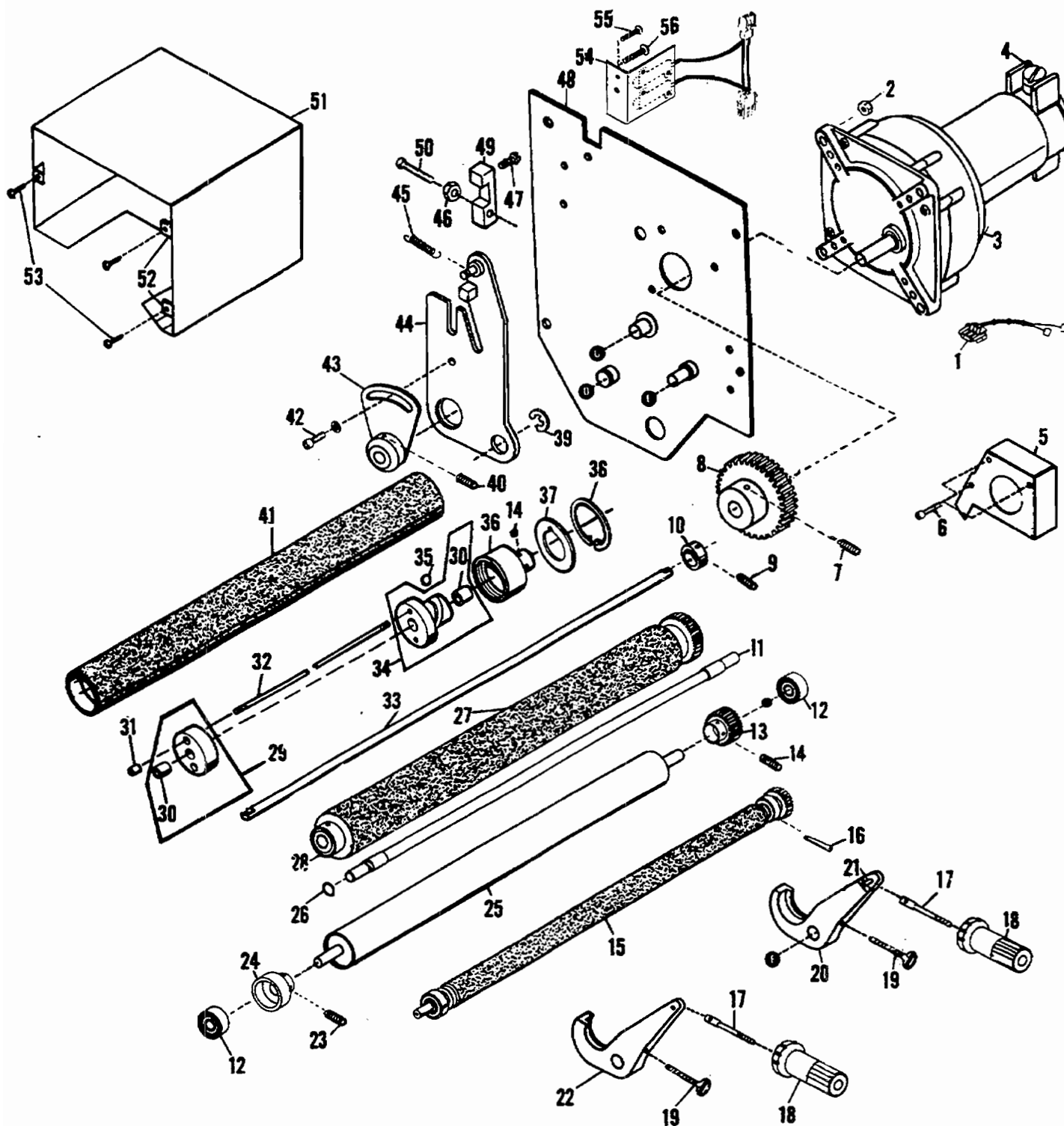


FIGURE 9D  
MODEL 9815/9850 Damper Roller

# Parts Catalog

Index No.	Part No.	MODEL 9805/9850 Figure 9D Description	Units Per Assy.
1	083597	HARNESS - Dampener Motor .....	1
2	014808	NUT - 10-32 .....	3
3	083521	MOTOR - DC .....	1
4	083786	BRUSH .....	2
5	083463	COVER - Safety .....	1
6	065833	SCREW - Cap, 10-32 x 7/8 .....	3
7	001523	SCREW - 5/16-18 x 3/8 .....	2
8	083519	GEAR - Motor .....	1
9	001207	SCREW - Set, 8-32 x 3/16 .....	2
10	196310	COLLAR .....	2
11	016823	SHAFT - Form Roller .....	1
12	080505	BEARING .....	6
13	016795	GEAR - Metering Roller .....	1
14	014390	SCREW - Set, 1/4-28 x 1/4 .....	2
15	016791	FOUNTAIN ROLLER ASSEMBLY - Rubber .....	1
16	001978	PIN - Roll, .135 O.D. x .765 O.A.L. ....	1
17	016788	SCREW - Metering .....	2
18	083489	KNOB - Metering .....	2
19	080173	SCREW - Thumb .....	2
20	016819	LEVER ASSEMBLY - Control, N.O.S. ....	1
21	001990	PIN - Roll, .135 O.D. x .515 O.A.L. ....	1
22	016818	LEVER ASSEMBLY- Control, O.S. ....	1
23	014372	SCREW - Set, 10-32 x 1/4 .....	2
24	080591	HOUSING - Bearing .....	1
25	016816	ROLLER - Metering, Stainless Steel .....	1
26	014513	RING - Retaining, .584 I.D. x .037 .....	1
27	016822	FORM ROLLER ASSEMBLY - Rubber .....	1
28	080312	BEARING - 1.375 O.D. x .626 I.D. ....	2
29	080694	PLUG ASSEMBLY - Oscillating Roller .....	1
30	001497	BUSHING .....	1
31	196475	NUT - Special .....	2
32	007580	ROD - Tie .....	2
33	016812	SHAFT - Oscillating Roller .....	1
34	080695	PLUG AND CAM ASSEMBLY .....	1
35	080699	BALL .....	1
36	080263	CAP .....	1
37	080698	GUARD .....	1
38	014523	RING - Retaining, 2.346 I.D. x 2.600 O.D. x .081 .....	1
39	001094	RING - Retaining, .394 I.D. x .044 .....	1
40	014108	SCREW - Set, 10-32 x 3/8 .....	1
41	016810	ROLLER - Oscillating, Rubber .....	1
42	111052	SCREW - 10-32 x 3/8 .....	1
43	083481	HUB ASSEMBLY - N.O.S. ....	1
44	083567	ARM ASSEMBLY - N.O.S. ....	1
45	078975	SPRING - 1-1/8 O.A.L. x 7/32 I.D. ....	1
46	001817	NUT- 1/4-28 .....	1
47	001299	SCREW - 6-32 x 7/16 .....	1
48	083565	FRAME ASSEMBLY - N.O.S. ....	1
49	083561	BLOCK - Mounting .....	1
50	014180	SCREW - 1/4-28 x 1.000 .....	1
51	083498	COVER - Motor .....	1
52	001884	NUT - Speed .....	3
53	014311	SCREW - 8-15 x 5/8 .....	3
54	083707	RESISTOR ASSEMBLY .....	1
55	100962	SCREW - 6-32 x 1/2 .....	1
56	100450	SCREW - 10-32 x 9/16 .....	1

# Parts Catalog

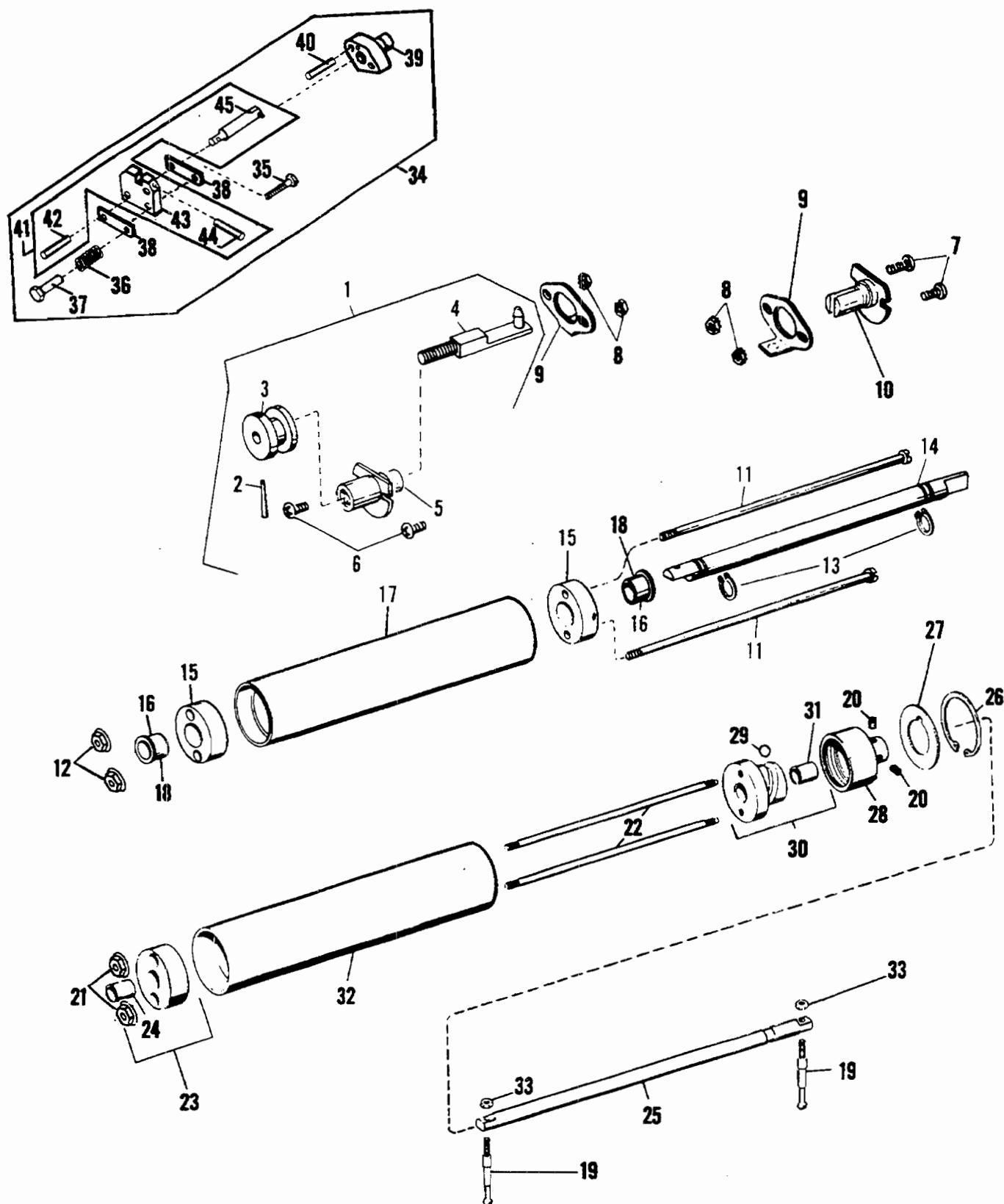


FIGURE 10  
MODEL 9815/9850 Waver, Oscillating Roller and Guide Assemblies



# Parts Catalog

Index No.	Part No.	MODEL 9805/9850 Figure 10 Description	Units Per Assy.
1	073011	COUPLE ASSEMBLY, Standard .....	1
2	000014	PIN - Taper, .147 O.D. x 1.125 O.A.L. ....	1
3	*073014	COUPLING, Standard .....	1
4	*073012	SHAFT .....	1
5	084413	GUIDE - Coupling .....	1
6	111074	SCREW - 1/4-28 x 3/4 .....	2
7	111073	SCREW - 1/4-28 x 5/8 .....	2
8	150085	NUT - 1/4-28 .....	4
9	080295	BRACKET .....	2
10	084412	GUIDE - Slotted, Standard .....	1
10	083550	GUIDE - Slotted, Dampener .....	1
11	194800	SCREW - 1/4-28 x 12-1/2 (TD, CD, QP and QPC) .....	2
12	196475	NUT - Special, 1/4-28 (TD, CD, QP and QPC) .....	2
13	001094	RING - Retaining, .463 I.D. ....	2
14	007569	SHAFT - Standard (TD, CD, QP and QPC) .....	1
14	007852	SHAFT - Standard (PRO) .....	1
14	016864	SHAFT - Dampener .....	1
15	076194	CAP - Waver Roller (TD, CD, QP and QPC) .....	2
16	190387	BUSHING - .504 I.D. x .629 O.D. x .817 O.A.L. ....	1
17	007570	ROLLER - Waver, Nylon, Dampener (TD, CD, QP and QPC) .....	1
17	008026	ROLLER - Transfer, Rubber (PRO) .....	1
18	195401	BUSHING - .504 I.D. x .627 O.D. x .755 O.A.L. ....	2
19	073193	PIN - Special, (TD, CD, QP and QPC) 2-9/16" O.A.L. ....	2
19	195684	PIN - Special, (PRO & QPC) 2-5/16" O.A.L. ....	2
20	014390	SCREW - Set, 1/4-28 x 1/4 .....	2
21	196475	NUT - Special, 1/4-28 .....	2
22	007580	TIE ROD .....	2
23	080694	PLUG - Oscillating Roller .....	1
24	001497	BUSHING - .504 I.D. x .629 O.D. x .625 O.A.L. ....	1
25	007581	SHAFT - Oscillating Roller .....	1
26	014523	RING - Retaining, 2.600 O.D. ....	1
27	080698	GUARD - Splash .....	1
28	080263	CAP - Oscillating Roller .....	1
29	080699	BALL - Cam Assembly .....	1
30	080695	PLUG AND CAM ASSEMBLY .....	1
31	001427	BUSHING - .503 I.D. x .628 O.D. x .880 O.A.L. ....	1
32	007577	ROLLER - Oscillating Rider, Nylon .....	1
33	001804	NUT - 10-32 .....	2
34	083549	COUPLING ASSEMBLY - Dampener .....	1
35	080617	SCREW - Shoulder .....	1
36	080619	SPRING - Compression, .504 O.D. x 1 1/4 O.A.L. x .075 .....	1
37	080616	NUT - Special .....	1
38	080614	PLATE - Clamping .....	2
39	080293	GUIDE - Coupling Assembly .....	1
40	014905	PIN - Roll, .198 x 1/2 .....	1
41	083548	COUPLING SHAFT AND BLOCK ASSEMBLY .....	1
42	001987	PIN - Roll, .167 x .890 .....	1
43	080615	BLOCK - Coupling .....	1
44	014579	PIN - Drive-Lok .....	1
45	083547	SHAFT ASSEMBLY - Coupling, Drilling Necessary .....	1

\*Not Procurable Separately

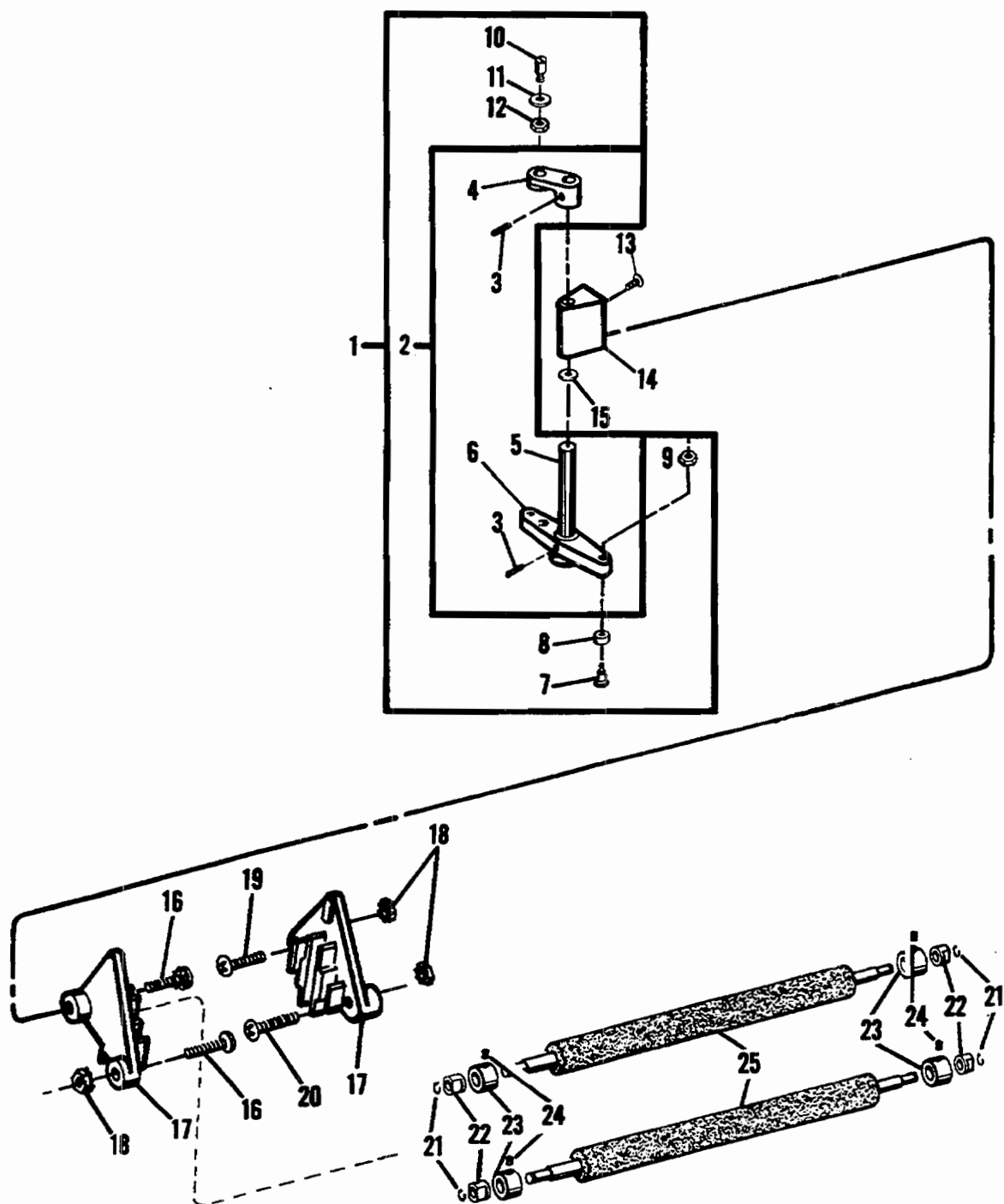


FIGURE 11  
MODEL 9815/9850 Rider Rollers

# Parts Catalog

Index No.	Part No.	MODEL 9805/9850 Figure 11 Description	Units Per Assy.
1	087496	LEVER AND SHAFT ASSEMBLY - Standard .....	1
1	080300	LEVER AND SHAFT ASSEMBLY - Dampener .....	1
2	087497	SHAFT ASSEMBLY - Standard .....	2
2	081151	SHAFT ASSEMBLY - Dampener .....	1
3	192900	PIN - Taper, .750 O.A.L. ....	2
4	*073116	LEVER - Standard .....	1
4	*080689	LEVER - Dampener .....	1
5	*080317	SHAFT .....	1
6	*080297	LEVER .....	1
7	080298	SCREW - Shoulder, 10-32 .....	2
8	080299	TRUCK .....	2
9	101051	NUT - 10-32 .....	2
10	073339	SCREW - Eccentric, 10-32, Standard .....	1
10	080688	SCREW - Eccentric, Dampener .....	1
11	001702	WASHER - .195 I.D. x .500 O.D., Standard .....	1
11	001710	WASHER - Lock, .319 I.D. x .575 O.D., Dampener .....	1
12	001812	NUT - 10-32, Standard .....	1
12	001834	NUT - 5/16-24, Dampener .....	1
13	111073	SCREW - 1/4-28 x 5/8 .....	3
14	073108	BRACKET - Waver Operation .....	1
15	192766	WASHER - .385 I.D. x .750 O.D. ....	2
16	111076	SCREW - 1/4-28 x 1.000 .....	2
17	073234	BRACKET - Oscillating Rider Roller .....	2
18	150085	NUT - 1/4-28 .....	3
19	111077	SCREW - 1/4-28 x 1.125 .....	1
20	111079	SCREW - 1/4-28 x 1.500 .....	1
21	001778	RING - Retaining, .214 I.D. ....	8
22	073004	BUSHING - .253 I.D. x .500 O.D. x .140 O.A.L. ....	8
23	073152	COLLAR - Rider Roller .....	8
24	001207	SCREW - Set, 8-32 x 3/16 .....	8
25	007547	ROLLER - Rider .....	4

\*Not Procurable Separately

# Parts Catalog

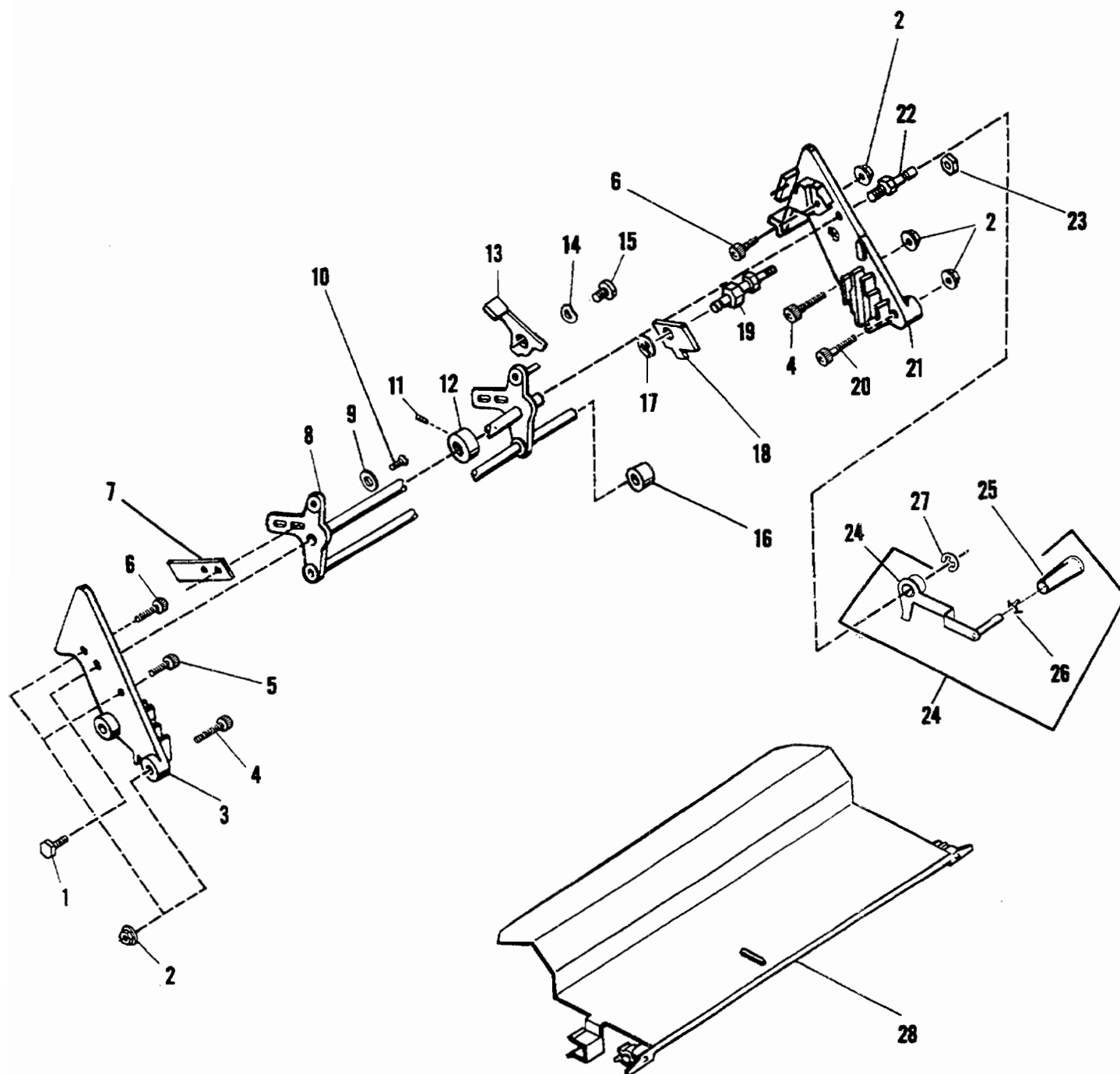


FIGURE 12  
MODEL 9815/9850 Ink Bridge and Drip Tray

# Parts Catalog

Index No.	Part No.	MODEL 9805/9850 Figure 12 Description	Units Per Assy.
1	193601	SCREW - Shoulder, 5/16-24 .....	1
2	150085	NUT - 1/4-28 .....	6
3	078628	BRIDGE - Ink, N.O.S. ....	1
4	100815	SCREW - 1/4-28 x 1-1/4 .....	3
5	100653	SCREW - 1/4-28 x 3/4 .....	2
6	014234	SCREW - 1/4-28 x 1.000 .....	2
7	078638	SLIDE - Adjusting .....	2
8	078669	LEVER ASSEMBLY .....	1
9	021861	WASHER - .196 I.D. x .437 O.D. ....	4
10	014350	SCREW - 10-32 x 5/16 .....	4
11	014372	SCREW - Set, 10-32 x 1/4 .....	1
12	063206	COLLAR .....	1
13	082421	LEVER - Toggle .....	1
14	014745	WASHER - Spring, .342 I.D. x .630 O.D. ....	1
15	063087	SCREW - Shoulder, 10-32 .....	1
16	195681	SPACER .....	1
17	001060	RING - Retaining, .208 I.D. ....	2
18	078646	STOP - Lever .....	2
19	195686	STUD - 10-32 .....	2
20	100814	SCREW - 1/4-28 x 1 1/2 .....	1
21	078626	BRIDGE - Ink, O.S. ....	1
22	078660	STUD - Pivot, 5/16-24 .....	1
23	014808	NUT - 10-32 .....	2
24	017704	LEVER ASSEMBLY .....	1
24	018542	LEVER ASSEMBLY (9840 B) .....	1
25	011371	HANDLE .....	1
25	017593	HANDLE (9840 B) .....	1
26	072052	LOCK - Spring .....	1
27	001095	RING - Retaining, .245 I.D. ....	1
28	017641	TRAY ASSEMBLY .....	1

# Parts Catalog

QP, QPC & PRO

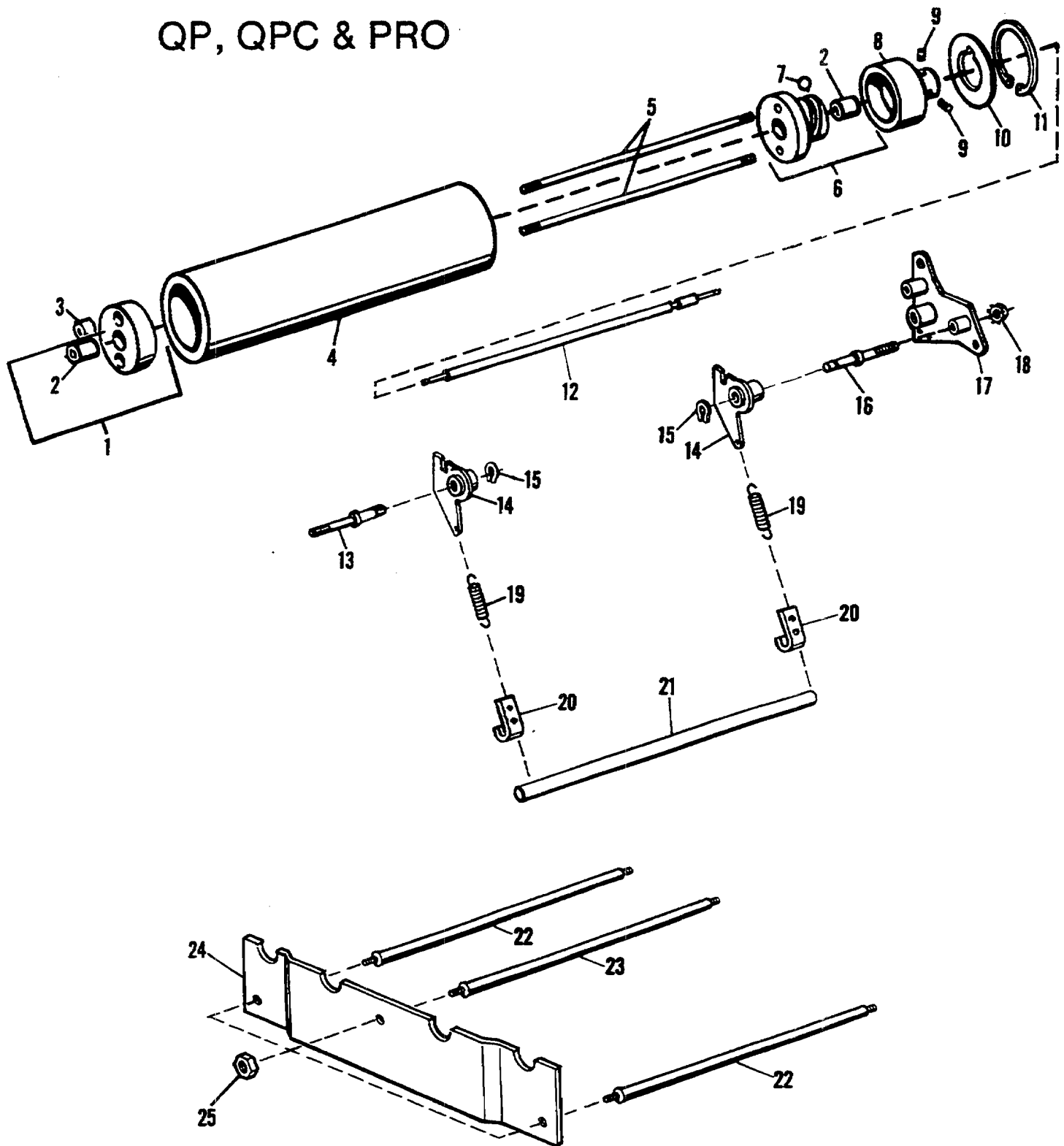


FIGURE 13  
MODEL 9815/9850 Lower Oscillating Roller and Related Parts

# Parts Catalog

Index No.	Part No.	MODEL 9805/9850 Figure 13 Description	Units Per Assy.
1	080694	PLUG ASSEMBLY - Aux. Oscillating Roller .....	1
2	001497	BUSHING .....	1
3	196475	NUT - Special .....	2
4	007577	ROLLER - Nylon .....	1
5	007580	ROD - Tie .....	2
6	080695	PLUG AND CAM ASSEMBLY .....	1
7	080699	BALL .....	1
8	080263	CAP .....	1
9	014390	SCREW - Set, 1/4-28 x 1/4 .....	2
10	080698	GUARD .....	1
11	014523	RING- Retaining Internal, 2.456 I.D. x 2.600 O.D. x .081 .....	1
12	078668	SHAFT- Aux. Oscillating Roller .....	1
13	195680	STUD - Pivot, N.O.S. ....	1
14	081178	ARM ASSEMBLY - Oscillating Roller .....	2
15	001095	RING - Retaining External, .245 I.D. x .500 O.D. x .027 .....	2
16	195683	STUD - Pivot, O.S. ....	1
17	078639	BRACKET ASSEMBLY - Bearing, O.S. ....	1
18	150085	NUT - 1/4-28 .....	4
19	190330	SPRING - .374 O.D. x 2-25/32 O.A.L. x .288 .....	2
20	076070	CLIP - Spring Anchor .....	2
21	007575	TIE BAR .....	1
22	078672	TIE ROD - End, Short .....	2
23	078671	TIE ROD - Long .....	1
24	078641	RACK .....	2
25	014808	NUT - 10-32 .....	6

# Parts Catalog

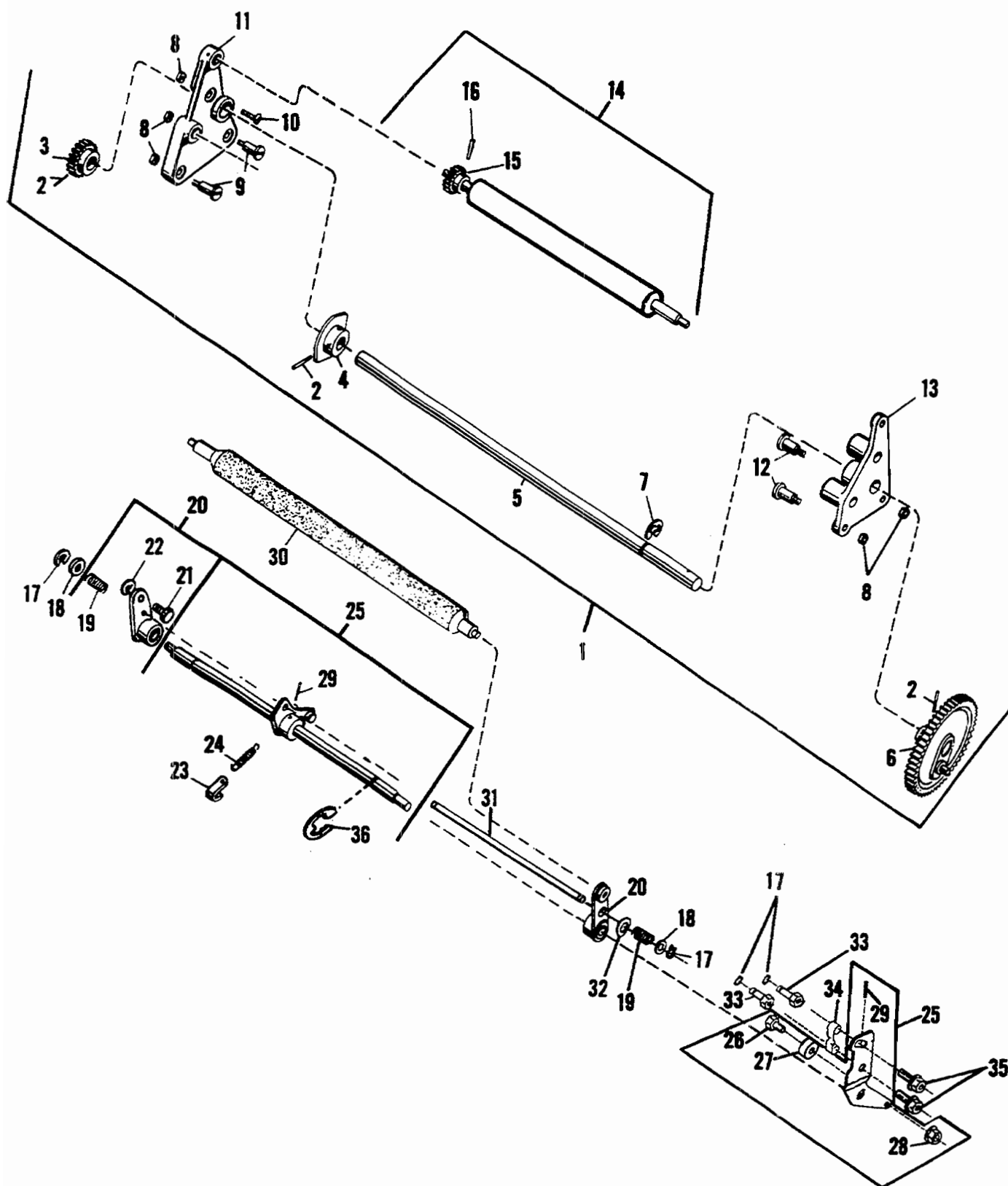


FIGURE 14  
MODEL 9815/9850 Ink Distributor and Ductor Rollers



# Parts Catalog

Index No.	Part No.	MODEL 9805/9850 Figure 14 Description	Units Per Assy.
1	017989	CAM SHAFT .....	1
2	001956	PIN - Taper, .156 O.D. x .968 O.A.L. ....	3
3	079912	GEAR CAM SHAFT .....	1
4	*017990	CAM - Cam Shaft .....	1
5	*007585	SHAFT - Cam .....	1
6	*076727	GEAR - Cam Shaft .....	1
7	001094	RING - Retaining, .399 I.D. ....	5
8	150085	NUT - 1/4-28 .....	2
9	073123	SCREW - Shoulder, 1/4-28 .....	2
10	014180	SCREW - 1/4-28 x 1.000 .....	1
11	073120	BEARING - Bracket, N.O.S. ....	1
12	073094	SCREW - Shoulder, 1/4-28 .....	2
13	073091	BEARING - Bracket, O.S. (TD and CD) .....	1
13	078639	BEARING - Bracket, O.S. (QP, QPC and PRO) .....	1
14	007549	ROLLER AND GEAR - Distributor, Nylon .....	1
15	*073059	GEAR .....	1
16	101332	PIN - Spiral, .103 O.D. x .760 O.A.L. ....	1
17	001049	RING - Retaining, .277 I.D. ....	2
18	021203	WASHER - .255 I.D. x .500 O.D. ....	2
19	054409	SPRING - Compression, 21/64 I.D. x 1-13/16 O.A.L. ....	1
20	084422	LEVER ASSEMBLY - Ductor .....	2
21	084421	BUSHING - Special, .253 I.D. ....	1
22	001047	RING - Retaining, .340 I.D. ....	1
23	073107	ANCHOR - Spring .....	1
24	072625	SPRING - Tension, 11/32 O.D. x 1-1/8 O.A.L. ....	1
25	017633	SHAFT ASSEMBLY - Actuating .....	1
26	077459	SCREW - Eccentric, 10-32 .....	1
27	193774	TRUCK .....	1
28	150083	NUT - 10-32 .....	1
29	014902	PIN - Taper, .750 O.A.L. ....	2
30	007591	ROLLER - Ductor, Rubber .....	1
31	016937	BAR - Tension .....	1
32	014741	WASHER - Spring, .267 I.D. x .572 O.D. ....	1
33	017639	STAND-OFF .....	2
34	017640	SPRING - Lockout .....	1
35	111053	SCREW - 10-32 x 7/16 .....	2
36	001098	RING - Retaining, .3391 I.D. ....	1

\*Not Procurable Separately

# Parts Catalog

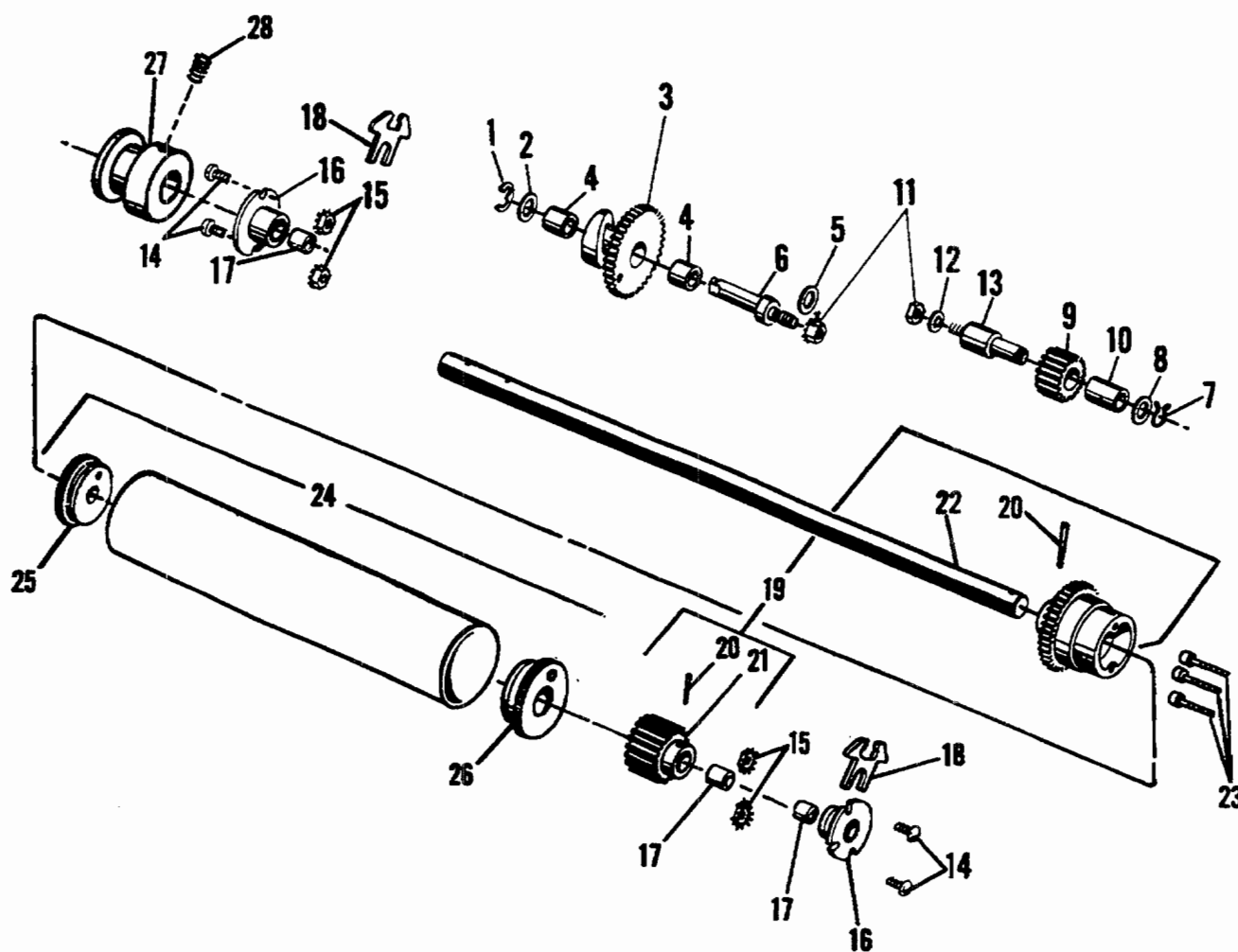


FIGURE 15  
MODEL 9815/9850 Waver Roller

# Parts Catalog

Index No.	Part No.	MODEL 9805/9850 Figure 15 Description	Units Per Assy.
1	100576	RING - Retaining, .469 I.D. ....	1
2	191289	WASHER - .504 I.D. ....	1
3	073043	WAVER AND CAM GEAR ASSEMBLY ....	1
4	001432	BUSHING - .504 I.D. x .629 O.D. x .500 O.A.L. ....	2
5	001721	WASHER - .380 I.D. ....	1
6	080349	STUD - Waver and Cam Gear ....	1
7	001048	RING - Retaining, .463 I.D. ....	1
8	001797	WASHER - Lock, .515 I.D. x .812 O.D. ....	1
9	076218	IDLER GEAR ASSEMBLY ....	1
10	001427	BUSHING - .503 I.D. x .628 O.D. x .880 O.A.L. ....	1
11	190254	NUT - 3/8-24 ....	2
12	014750	WASHER - Lock, .391 I.D. x .687 O.D. ....	1
13	195385	STUD - Idler Gear, 3/8-24 ....	1
14	111055	SCREW - 10-32 x 9/16 ....	4
15	014248	NUT - 10-32 ....	4
16	075931	BUSHING ASSEMBLY - Waver Roller and Shaft ....	2
17	001497	BUSHING - .504 I.D. x .629 O.D. x .625 O.A.L. ....	4
18	073894	SLIDE - Form Roller ....	2
19	007557	SHAFT ASSEMBLY - Waver Roller ....	1
20	014910	PIN - Taper, .875 O.A.L. ....	2
21	079905	GEAR ....	1
22	*007558	SHAFT ....	1
23	014157	SCREW - 1/4-28 x 1-1/4 ....	3
24	007559	ROLLER ASSEMBLY - Waver, Nylon ....	1
25	080473	BEARING ....	1
26	080433	BEARING ....	1
27	073482	COUPLING ....	1
28	014207	SCREW - Set, 1/4-28 x 5/8 ....	1

\*Not Procurable Separately

# Parts Catalog

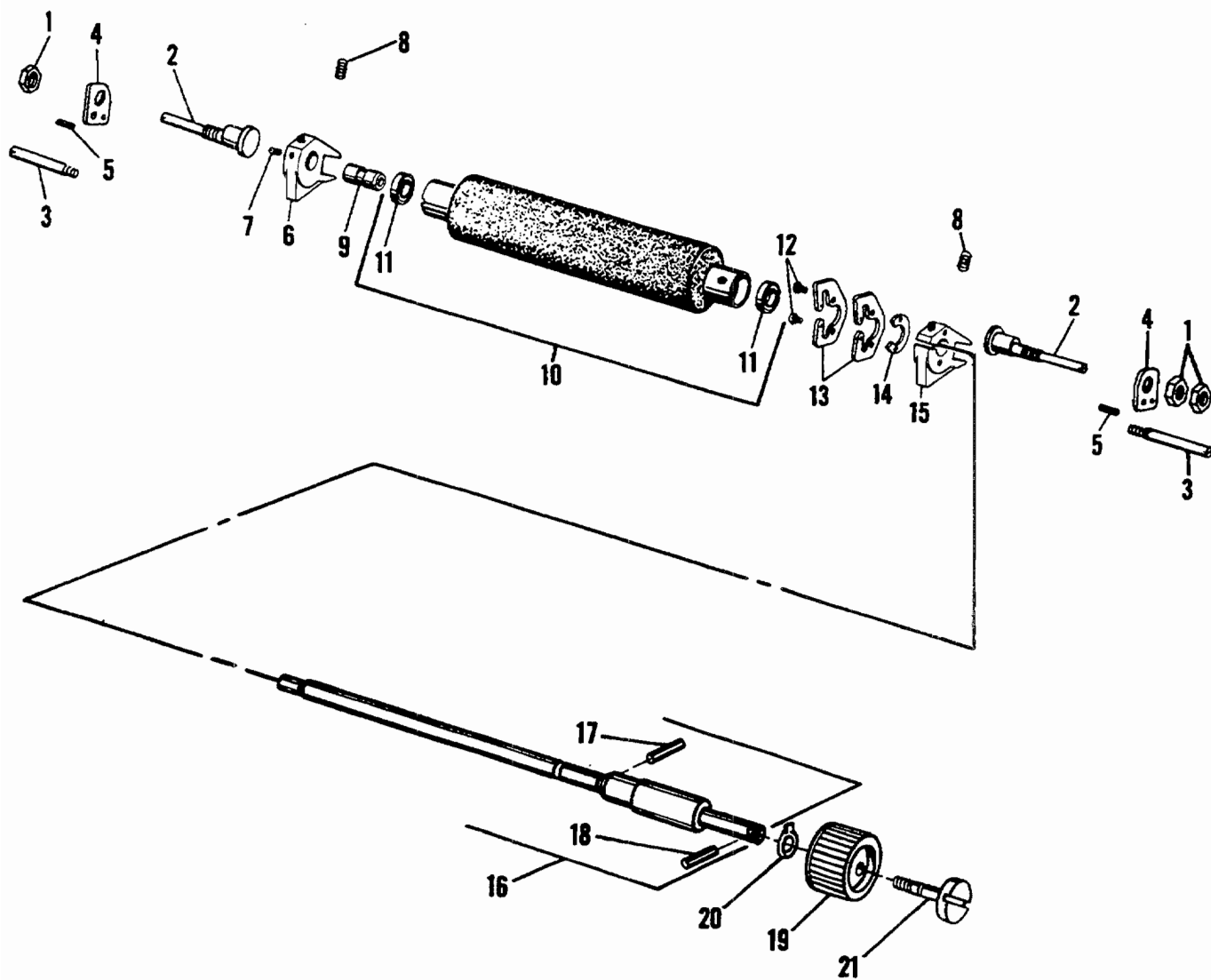


FIGURE 16  
MODEL 9815/9850 Upper Form Roller and Shaft Assembly

# Parts Catalog

Index No.	Part No.	MODEL 9805/9850 Figure 16 Description	Units Per Assy.
1	014819	NUT - 5/16-24 .....	2
2	076481	SCREW - Eccentric Adjusting, 5/16-24 .....	2
3	072271	STUD - Locking, 10-32 .....	2
4	072272	LEVER - Locking Stud .....	2
5	014912	PIN - Roll, .167 O.D. x .515 O.A.L. ....	2
6	073446	FORM ROLLER LEVER - N.O.S. ....	1
7	014108	SCREW - Set, 10-32 x 3/8 .....	1
8	073338	SPRING - Compression, 9/16 O.D. x 1-17/64 O.A.L. (RED) .....	2
9	073327	SLEEVE - Form Roller .....	1
10	007567	ROLLER ASSEMBLY - Upper Form (2.0 Diameter) .....	1
11	073316	BEARING - .437 I.D. x .906 O.D. ....	2
12	001577	SCREW - 8-32 x 7/16 .....	2
13	073098	RETAINER - Stop Plate .....	2
14	073097	PLATE - Stop .....	1
15	073444	FORM ROLL LEVER - O.S. ....	1
16	007599	SHAFT ASSEMBLY - Form Roller .....	1
17	001978	PIN - Roll, .135 O.D. x .765 O.A.L. ....	1
18	001980	PIN - Roll, .135 O.D. x .640 O.A.L. ....	1
19	017735	KNOB .....	1
20	039642	RING - Vinyl, .135 I.D. ....	1
21	196246	SCREW - Dowel, 1/4-28 .....	1

# Parts Catalog

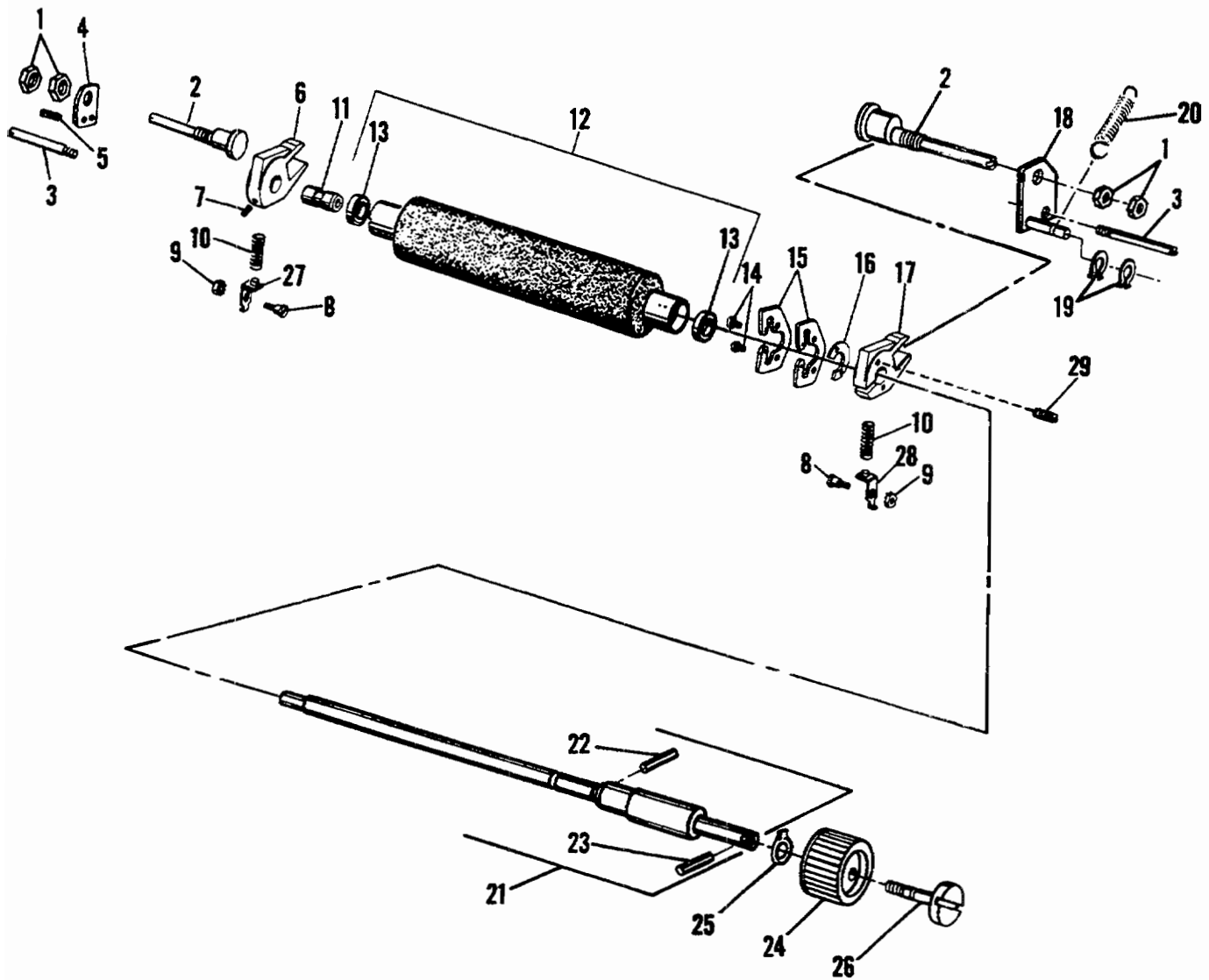


FIGURE 17  
MODEL 9815/9850 Lower Form Roller and Shaft Assembly

# Parts Catalog

Index No.	Part No.	MODEL 9805/9850 Figure 17 Description	Units Per Assy.
1	014819	NUT- 5/16-24 .....	2
2	076481	SCREW - Eccentric Adjusting, 5/16-24 .....	2
3	072271	STUD - Locking, 10-32 .....	2
4	072272	LEVER - Locking, Stud N.O.S. ....	1
5	014912	PIN - Roll, .167 O.D. x .515 O.A.L. ....	1
6	073445	FORM ROLL LEVER - N.O.S. ....	1
7	014108	SCREW - Set, 10-32 x 3/8 .....	1
8	193917	SCREW - Dowel, 1/4-28 x 5/16 .....	2
9	150085	NUT - 1/4-28 .....	2
10	402575	SPRING- Compression, .510 I.D. x 1-1/4 O.A.L. (White) .....	2
11	073327	SLEEVE - Form Roller .....	1
12	007565	ROLLER ASSEMBLY - Lower Form (2.4 Diameter) .....	1
13	073316	BEARING - .437 I.D. x .906 O.D. ....	2
14	001577	SCREW - 8-32 x 7/16 .....	2
15	073098	RETAINER - Stop Plate .....	2
16	073097	PLATE - Stop .....	1
17	073443	FORM ROLL LEVER - O.S. ....	1
18	017626	LEVER - Locking, Stud O.S. ....	1
19	100741	RING - Retaining, .146 I.D. ....	2
20	192152	SPRING - 17/64 O.D x 3-5/64 O.A.L. ....	1
21	007599	SHAFT ASSEMBLY - Form Roller .....	1
22	001978	PIN - Roll, .135 O.D. x .765 O.A.L. ....	1
23	001980	PIN - Roll, .135 O.D. x .640 O.A.L. ....	1
24	017735	KNOB .....	1
25	039642	RING - Vinyl, .135 I.D. ....	1
26	196246	SCREW - Dowel, 1/4-28 .....	1
27	072278	ANCHOR - Spring, N.O.S. ....	1
28	072277	ANCHOR - Spring, O.S. ....	1
29	101033	SCREW - Set 8-32 x 1/2 .....	1

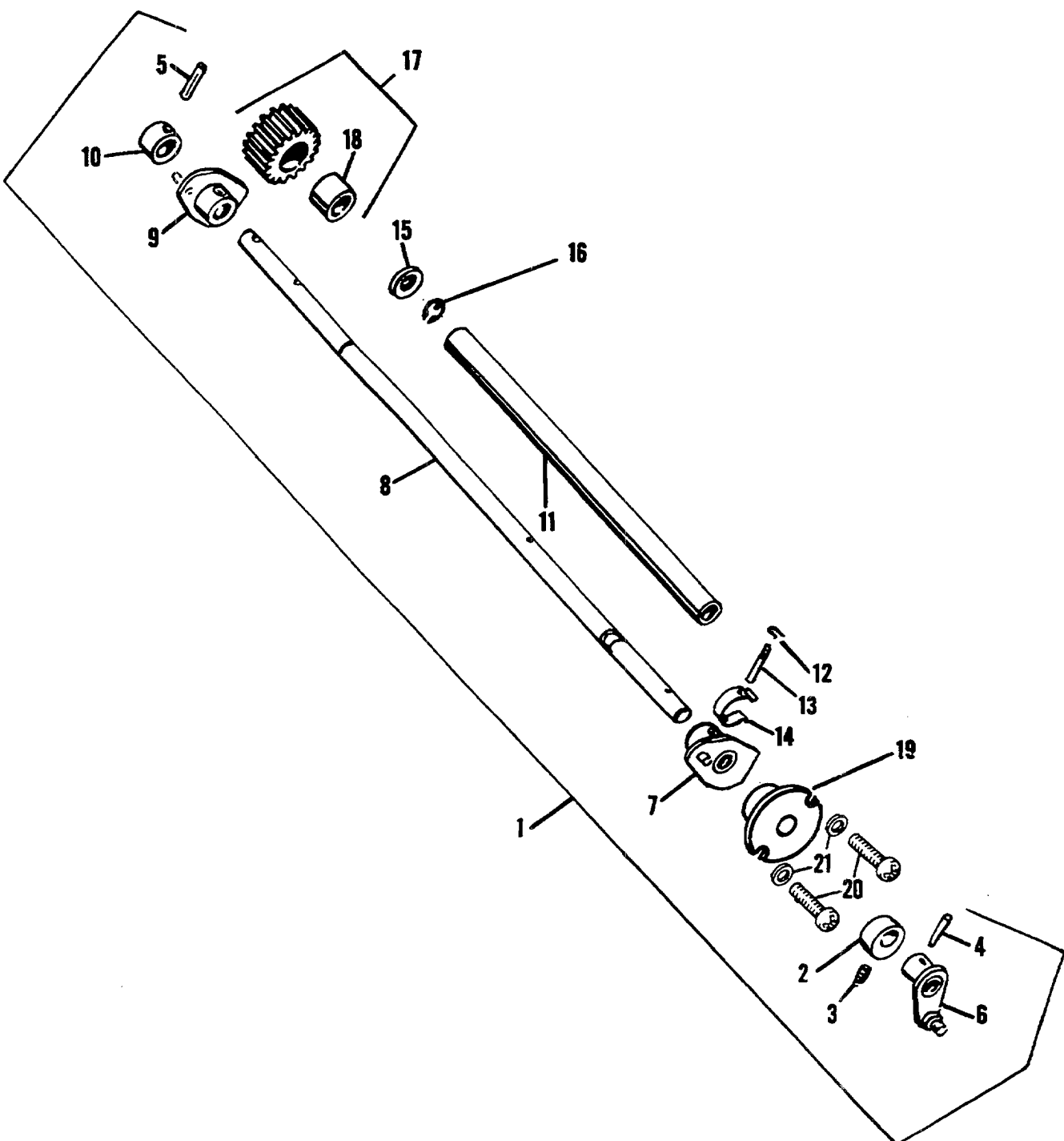


FIGURE 18  
MODEL 9815/9850 Form Roller Separator



# Parts Catalog

Index No.	Part No.	MODEL 9805/9850 Figure 18 Description	Units Per Assy.
1	017619	SHAFT ASSEMBLY - Form Roller Separator .....	1
2	071594	COLLAR - Eccentric .....	1
3	014372	SCREW - Set, 10-32 x 1/4 .....	1
4	000009	PIN - Taper, .750 O.A.L. ....	1
5	001978	PIN - Roll, .135 O.D. x .765 O.A.L. ....	1
6	*017620	LEVER - Separating .....	1
7	*071649	CAM - O.S. Form Roller Separator .....	1
8	*007554	SHAFT - Form Roller Separator .....	1
9	*071648	CAM - N.O.S. Form Roller Separator .....	1
10	*055535	COLLAR - Separator Shaft .....	1
11	192763	TUBE - .572 I.D. x .622 O.D. x 14.077 .....	1
12	014507	RING - Retaining, .097 I.D. ....	2
13	190382	PIN - Spring Clip .....	2
14	190383	CLIP - Spring .....	2
15	192798	WASHER - .507 I.D. ....	1
16	100969	RING - Retaining, .447 I.D. ....	1
17	076386	GEAR - Idler .....	1
18	001427	BUSHING - .503 I.D. x .628 O.D. x .880 O.A.L. ....	1
19	073029	BEARING HOUSING .....	2
20	111068	SCREW - 1/4-28 x 5/16 .....	4
21	021203	WASHER - .255 I.D. x .500 O.D. ....	4

\*Not Procurable Separately

# Parts Catalog

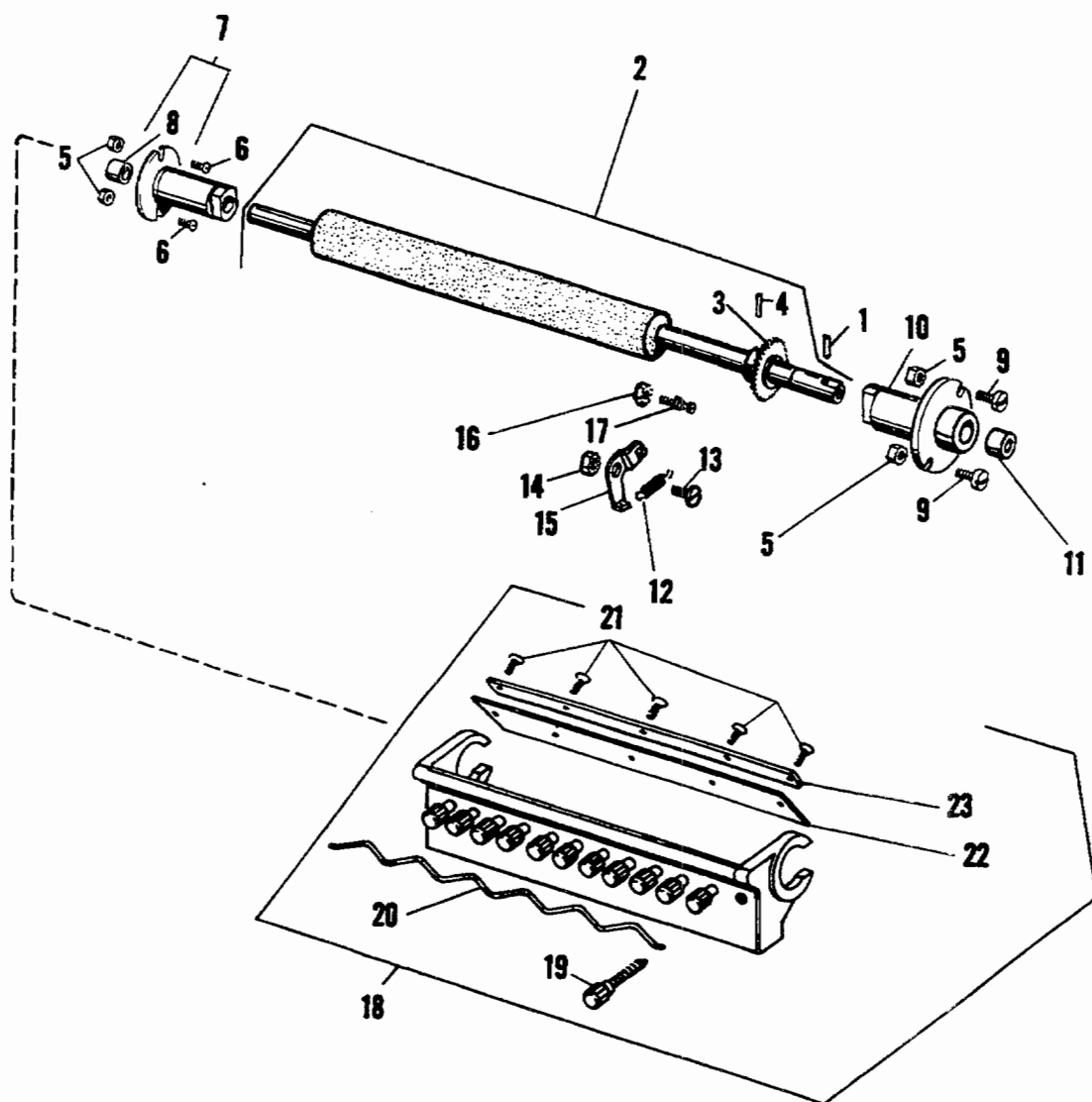


FIGURE 19  
MODEL 9815/9850 Ink Fountain and Roller

# Parts Catalog

Index No.	Part No.	MODEL 9805/9850 Figure 19 Description	Units Per Assy.
1	014921	PIN - Roll, .135 O.D. .890 O.A.L. ....	1
2	017697	ROLLER ASSEMBLY- Ink Fountain (TD and CD) ....	1
3	***079913	GEAR - (Use With 1976 Roll Pin) (TD and CD) ....	1
4	000011	PIN - Taper, .123 O.D. .908 O.A.L. (TD and CD) ....	1
5	150083	NUT- 10-32 ....	2
6	111055	SCREW - 10-32 X 9/16 ....	2
7	076031	HOUSING ASSEMBLY - N.O.S. (TD and CD) ....	1
8	001497	BUSHING - .504 I.D x .629 O.D. x .625 O.A.L. ....	1
8	001428	BUSHING - .439 I.D. x .565 O.D. x 9/16 O.A.L. ....	1
9	111051	SCREW - 10-32 x 5/16 ....	2
10	017695	HOUSING ASSEMBLY - O.S. (TD and CD) ....	1
11	001434	BUSHING - .504 I.D. x .629 O.D. x .380 O.A.L. ....	2
12	041291	SPRING - .343 O.D. x .968 O.A.L. ....	1
13	071181	SCREW - Shoulder, 1/4-28 ....	1
14	150085	NUT - 1/4-28 ....	1
15	073078	LATCH AND PIVOT ....	1
16	014808	NUT- 10-32 ....	1
17	072411	STUD - Latch and Pivot ....	1
18	027123	INK FOUNTAIN ASSEMBLY - (TD and CD) ....	1
19	077426	SCREW - Ink Adjustment, (TD and CD) ....	15
19	073512	SCREW - Ink Adjustment, (QP, QPC and PRO) ....	16
20	007594	WIRE - Locking (TD and CD) ....	1
21	014222	SCREW - 8-32 x 3/8 (TD and CD) ....	6
21	100334	SCREW - 10-32 x 3/4 (QP, QPC and PRO) ....	5
22	007596	KNIFE - (TD and CD) ....	1
22	008066	KNIFE - (QP, QPC and PRO) ....	1
23	007595	BAR - Knife (TD and CD) ....	1

\*\*\*Field Replacement Only

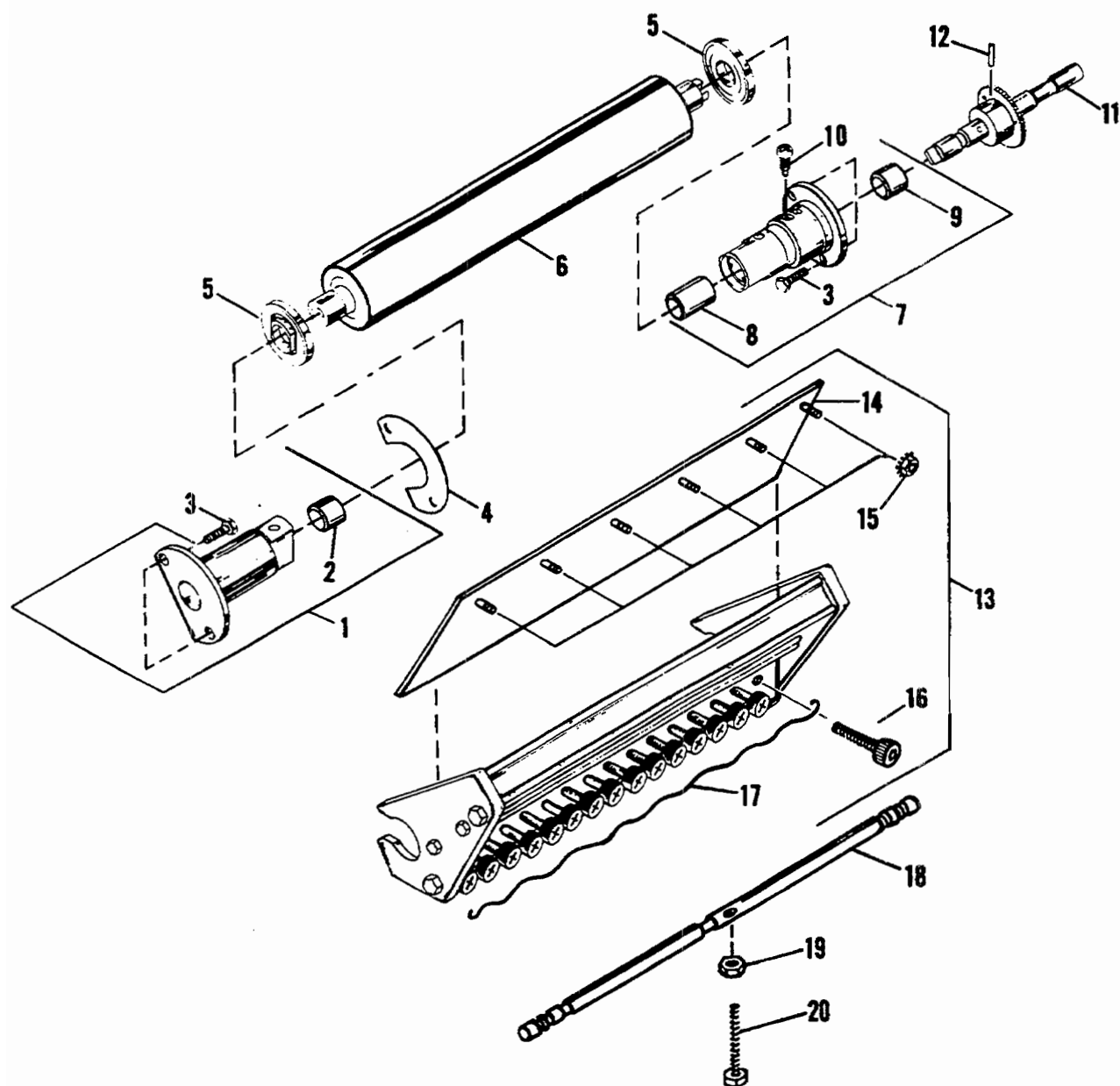


FIGURE 19A  
MODEL 9815/9850 Ink Metering Assembly

# Parts Catalog

Index Part		MODEL 9805/9850 Figure 19A	Units
No.	No.	Description	Per Assy.
0	018404	INK FOUNTAIN KIT .....	A/R
1	018364	BUSHING ASSEMBLY - N.O.S. ....	1
2	001497	BUSHING - .630 O.A.L. ....	1
3	111051	SCREW - 10-32 x 5/16 .....	4
4	018368	SHIM - Bushing, N.O.S. ....	A/R
5	018360	SEAL - Ink Roller .....	2
6	018358	ROLLER - Ink, Rubber .....	1
7	018362	BUSHING ASSEMBLY - O.S. ....	1
8	014646	BUSHING - 1.255 O.A.L. ....	1
9	001413	BUSHING - .750 O.A.L. ....	1
10	072620	SCREW - Shoulder, 10-32 .....	1
11	018366	EXTENSION ASSEMBLY - Knob .....	1
11	018383	EXTENSION ASSEMBLY - Crank (New Design) .....	1
12	000011	PIN - Taper, .122 x 7/8 .....	1
13	018350	METERING BLADE ASSEMBLY .....	1
14	402544	BLADE ASSEMBLY .....	1
15	102333	NUT - 10-32 .....	6
	000666	LOCK WASHER .....	6
16	077426	SCREW - Ink Adjustment .....	15
16	073512	SCREW - Ink Adjustment (9840 B) .....	15
17	018357	SPRING - Screw, Tension .....	1
18	017996	TIE BAR - Metering Assembly Adjustment (Brown) .....	1
19	001812	NUT - 10-32 .....	1
20	001260	SCREW - Adjusting, 10-32 x 1-1/4 .....	1
21	190646	BOLD - (Not Illustrated) .....	4
22	018378	END PLATE - O.S. and N.O.S. (Not Illustrated) .....	2
23	022854	SCALE - (Not Illustrated) .....	1

# Parts Catalog

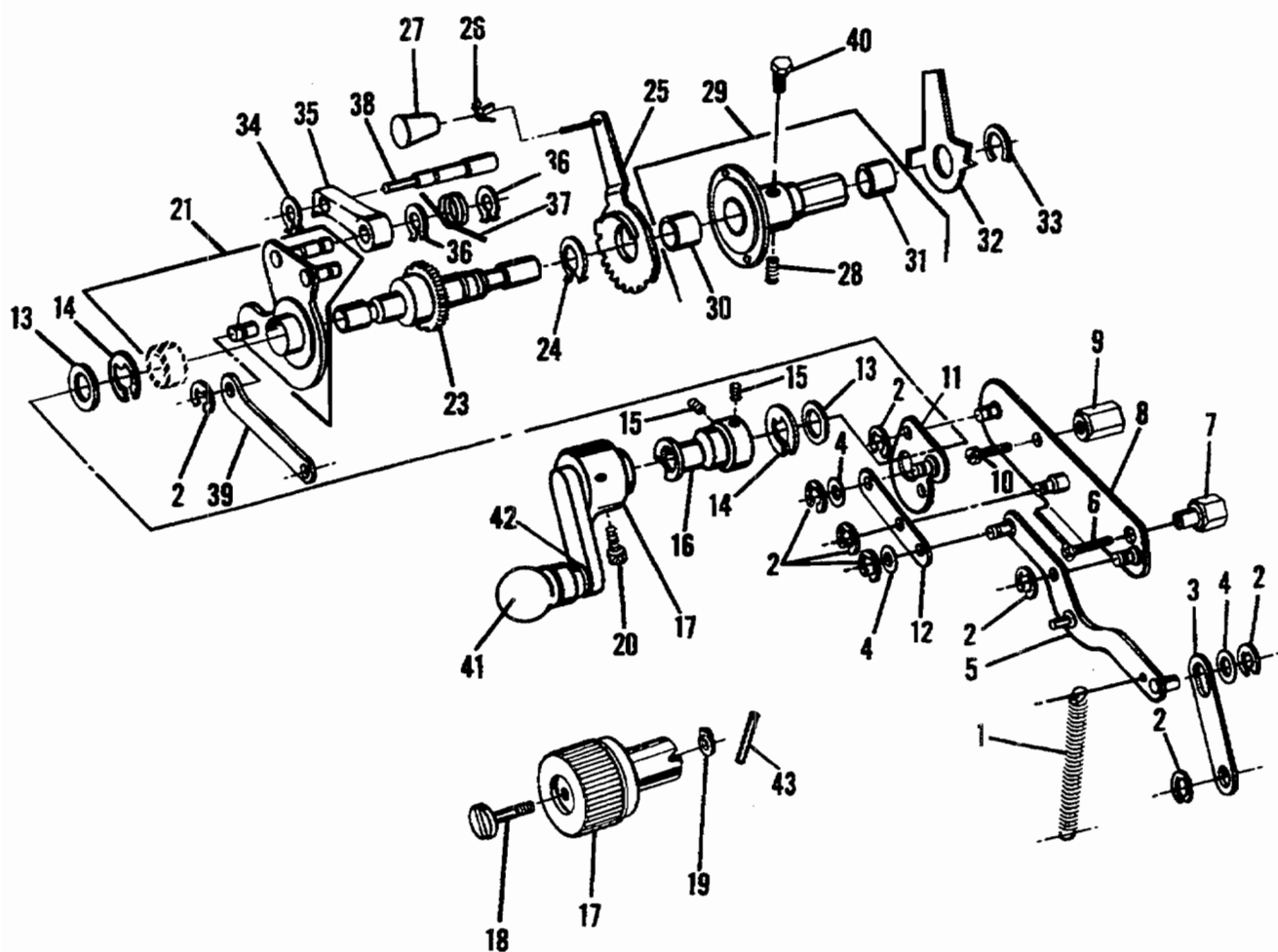


FIGURE 20  
MODEL 9815/9850 Ink Fountain Linkage

# Parts Catalog

Index No.	Part No.	MODEL 9805/9850 Figure 20 Description	Units Per Assy.
1	192152	SPRING - 17/64 O.D. x 3-5/64 O.A.L. ....	1
2	001097	RING - Retaining, .186 I.D. ....	6
3	017618	LINK ....	1
4	015213	WASHER - .227 I.D. x 3/8 O.D. ....	3
5	017616	LEVER ASSEMBLY ....	1
6	014151	SCREW - 10-32 x 1/2 ....	1
7	017623	STAND - OFF ....	1
8	017611	BRACKET ASSEMBLY ....	1
9	017622	STAND - OFF ....	1
10	192029	SCREW - Dowel, 1/4-28 ....	1
11	017613	PLATE ASSEMBLY ....	1
12	017615	LEVER ....	1
13	014688	WASHER - .510 I.D. x 1.000 O.D. ....	2
14	001094	RING - Retaining, .394 I.D. ....	2
15	014902	PIN - .126 O.D. x .750 O.A.L. (New Design) ....	1
15	014133	SCREW - Set, 1/4-28 x 1/4 O.A.L. (Old Design) ....	2
16	079075	RATCHET- Crank (Old Design) ....	1
17	017788	CRANK ASSEMBLY - (QP, QPC and PRO), Brown ....	1
17	017739	KNOB - (TD and CD) , Chrome ....	1
18	196248	SCREW - Dowel, 1/4-28 ....	1
19	039642	RING - Vinyl, .135 I.D. ....	1
20	014215	SCREW - 10-32 x 3/8 ....	1
21	017630	LEVER ASSEMBLY - Operating ....	1
23	018366	EXTENSION ASSEMBLY - Knob ....	1
23	018383	EXTENSION ASSEMBLY - Crank (New Design) ....	1
24	001076	RING - Retaining, .815 I.D. ....	1
25	017702	CONTROL ASSEMBLY - Ink ....	1
26	072052	LOCK - Spring ....	1
27	011371	HANDLE ....	1
28	100863	SCREW - 10-32 x 1/4 ....	1
29	018404	HOUSING ASSEMBLY - O.S. (QP, QPC and PRO) ....	1
30	001434	BUSHING - .504 I.D. x .629 O.D. x .380 O.A.L. ....	2
31	001428	BUSHING - .439 I.D. x .565 O.D. x 9/16 O.A.L. ....	1
32	017636	LEVER - Lockout ....	1
33	001785	RING - Retaining, .903 I.D. ....	1
34	001044	RING - Retaining, .170 I.D. ....	1
35	017693	PAWL ....	1
36	001046	RING - Retaining, .283 I.D. ....	2
37	080634	SPRING - Torsion, 11/32 I.D. ....	1
38	196258	PIN - Pawl Deflector ....	1
39	076734	LINK - Operating Lever ....	1
40	080132	SCREW - 1/4-28 ....	1
41	196219	CRANK HANDLE KNOB - Brown ....	1
42	003042	CLIP - (Not Illustrated) ....	1
43	014921	PIN - Roll, .135 O.D. x .890 O.A.L. ....	1

# Parts Catalog

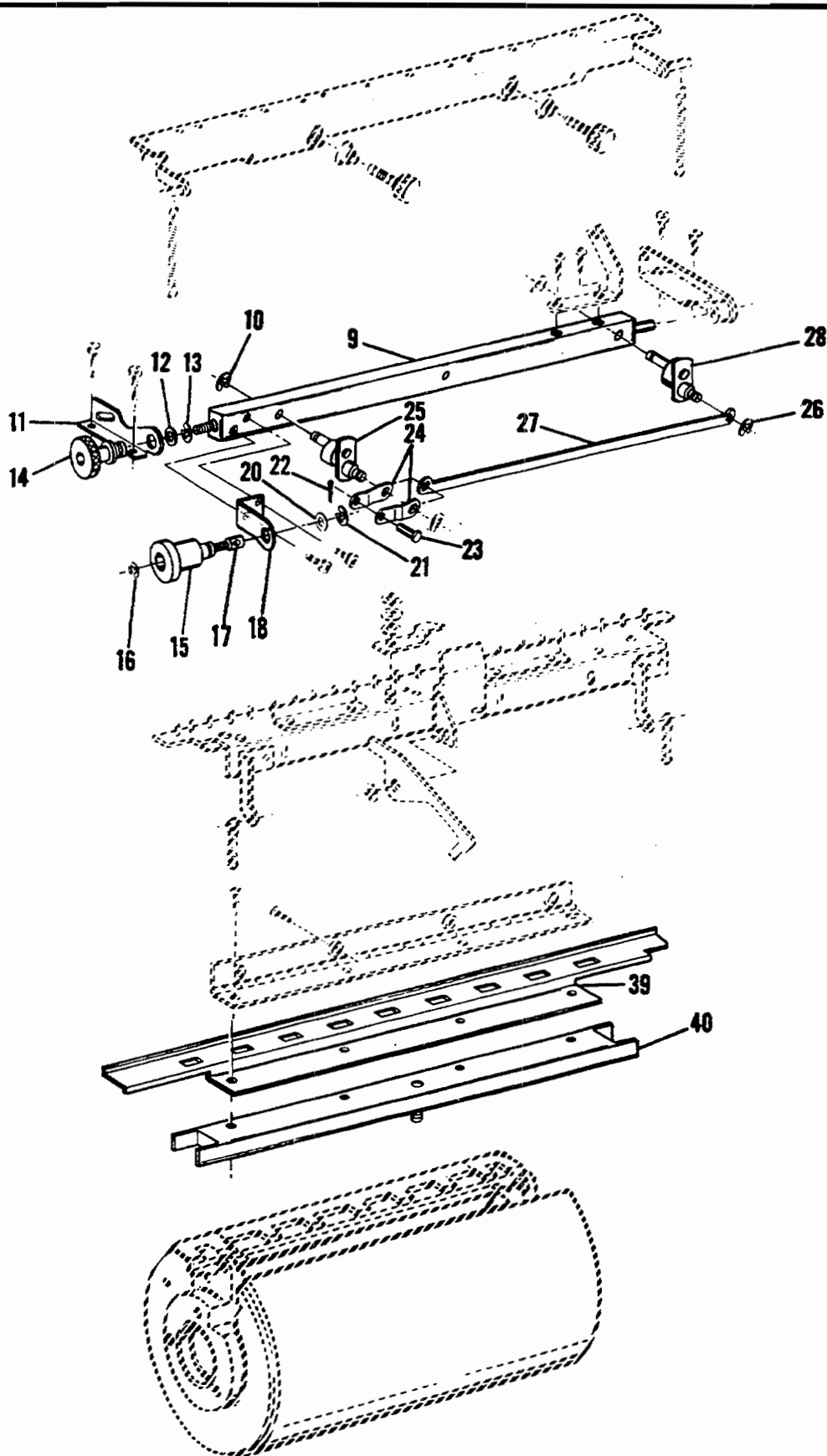


FIGURE 21  
MODEL 9815/9850 Master Cylinder Assembly - Part I



# Parts Catalog

Index No.	Part No.	MODEL 9805/9850 Figure 21 Description	Units Per Assy.
9	009782	BAR - Lateral Adjusting .....	1
10	001060	RING - Retaining, .208 I.D. ....	2
11	009778	BRACKET - Clamp, O.S. ....	1
12	190149	WASHER - .443 I.D. x 11/16 O.D. ....	1
13	001098	RING - Retaining, .339 I.D. ....	1
14	009773	KNOB - Lateral Control .....	1
15	009783	KNOB - Radial Control .....	1
16	001782	RING - Retaining, .115 I.D. ....	1
17	009785	ROD - Threaded, 10-32 x 1.000 .....	1
18	009781	BRACKET - Radial Adjust .....	1
20	193354	WASHER - .381 I.D. x 5/8 O.D. ....	1
21	001080	RING - Retaining, .302 I.D. ....	1
22	100172	PIN - Cotter, 1/32 x .250 O.A.L. ....	1
23	196273	PIN - Link .....	1
24	009786	LINK .....	2
25	009766	CAM - O.S. ....	1
26	014504	RING - Retaining, .146 I.D. ....	2
27	009772	LINK - Cam Control .....	1
28	009767	CAM - N.O.S. ....	1
39	009756	PLATE - Clamp .....	1
40	009754	BAR ASSEMBLY - Radial Assembly .....	1

# Parts Catalog

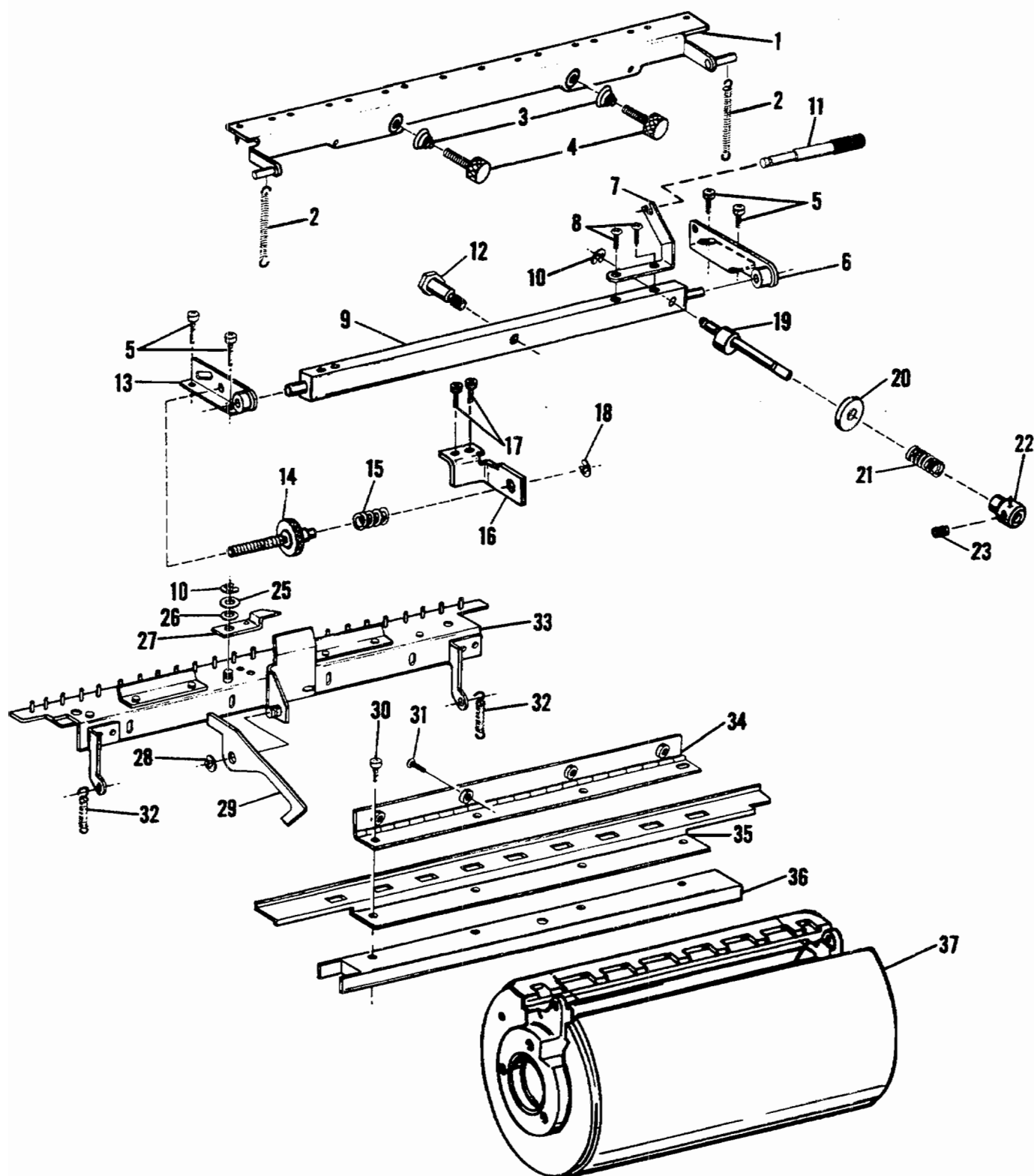


FIGURE 21A  
MODEL 9815/9850 Improved Head Clamp

# Parts Catalog

Index No.	Part No.	MODEL 9805/9850 Figure 21A Description	Units Per Assy.
1	009774	TAIL CLAMP ASSEMBLY .....	1
2	190137	SPRING - 13/32 O.D. x 2-5/8 O.A.L. ....	2
3	192997	SPRING - Conical, .270 I.D. x .530 I.D. x 19/32 O.A.L. ....	2
4	192919	SCREW - 1/4-28 x 7/8 .....	2
5	014215	SCREW - 10-32 x 3/8 .....	4
6	009788	BRACKET - Clamp, N.O.S. ....	1
7	009780	BRACKET - Clamp, Positioning .....	1
8	001106	SCREW - 10-32 x 5/16 .....	2
9	018602	BAR .....	1
10	001060	RING - Retaining, .208 I.D. ....	2
11	194695	PIN - Spring Anchor .....	4
12	196425	SCREW - Pivot .....	1
13	018595	BRACKET - Clamp, O.S. ....	1
14	018594	KNOB - Lateral Adjustment .....	1
15	190329	SPRING - Compression, 11/32 I.D. x 3/8 O.A.L. ....	1
16	018596	BRACKET - Lateral Adjustment .....	1
17	014250	SCREW - Cap, 8-32 x 3/8 .....	2
18	014504	RING - Retaining, .146 I.D. ....	1
19	018593	ECCENTRIC - Swivel Adjustment .....	1
20	195837	WASHER - 17/64 I.D. x 3/4 O.D. x .125 .....	1
21	077836	SPRING - Compression, 25/64 O.D. x 23/32 O.A.L. ....	1
22	018599	KNOB ASSEMBLY- Swivel Adjustment .....	1
23	001207	SCREW - Set, 8-32 x 3/16 .....	1
25	021203	WASHER - .255 I.D. x .500 O.D. ....	1
26	001725	WASHER - Spring, 17/64 I.D. x 7/16 O.D. ....	1
27	009777	LEVER - Lockout .....	1
28	001095	RING - Retaining, .245 I.D. ....	1
29	009796	LEVER .....	1
30	014215	SCREW - Cap, 10-32 x 3/8 .....	4
31	001588	SCREW - 10-32 x 1/4 .....	4
32	080238	SPRING - 17/64 I.D. x 2.000 O.A.L. ....	2
33	018623	CLAMP ASSEMBLY - Universal .....	1
34	009757	HINGE ASSEMBLY .....	1
35	018604	PLATE - Clamp .....	1
36	018603	BAR - Radial Adjustment .....	1
37	009751	MASTER CYLINDER .....	1
38	018624	HEAD CLAMP ASSEMBLY .....	1

# Parts Catalog

---

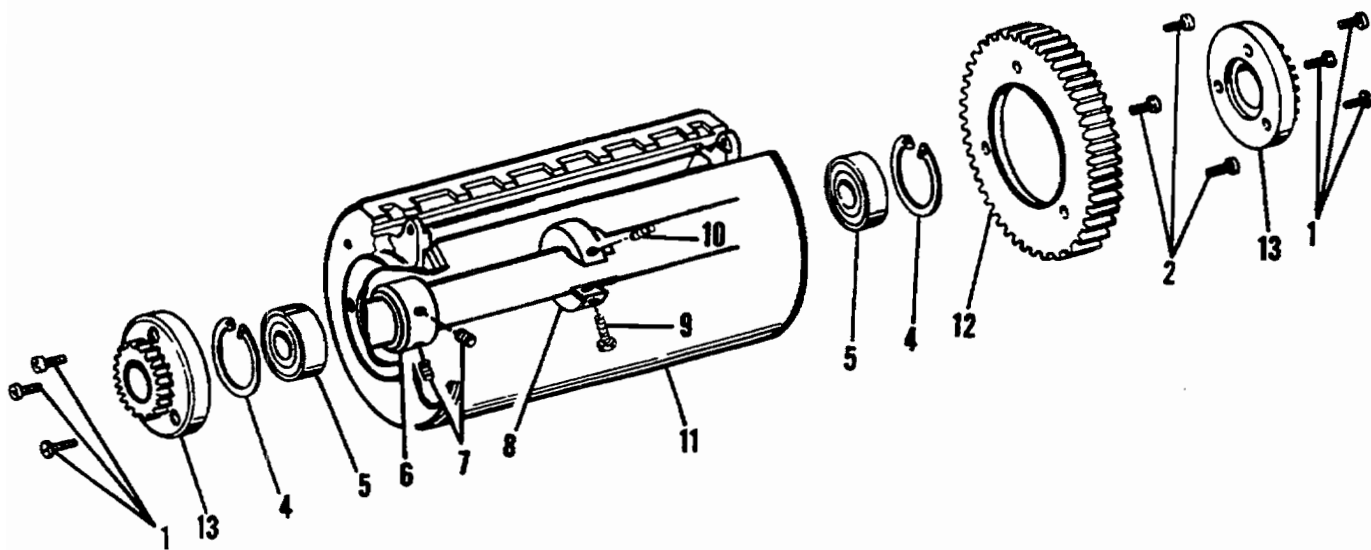


FIGURE 22  
MODEL 9815/9850 Master Cylinder Assembly - Part II

# Parts Catalog

Index Part		MODEL 9805/9850 Figure 22	Units
No.	No.	Description	Per Assy.
1	014111	SCREW - 1/4-28 x 5/8 .....	6
2	100653	SCREW - 1/4-28 x 3/4 .....	3
4	014516	RING - Retaining, 2.742 O.D. ....	2
5	080814	BEARING .....	2
6	080820	COLLAR - Cylinder Locking .....	1
7	014206	SCREW - Set, 1/4-28 x 3/8 .....	2
8	009794	COLLAR ASSEMBLY .....	1
9	100201	SCREW - 1/4-28 x 7/8 .....	1
10	100167	SCREW - Set, 1/4-28 x 5/8 .....	1
11	009751	MASTER CYLINDER .....	1
12	009791	GEAR - Master Cylinder .....	1
13	080910	GEAR - Ducting Gear .....	2

# Parts Catalog

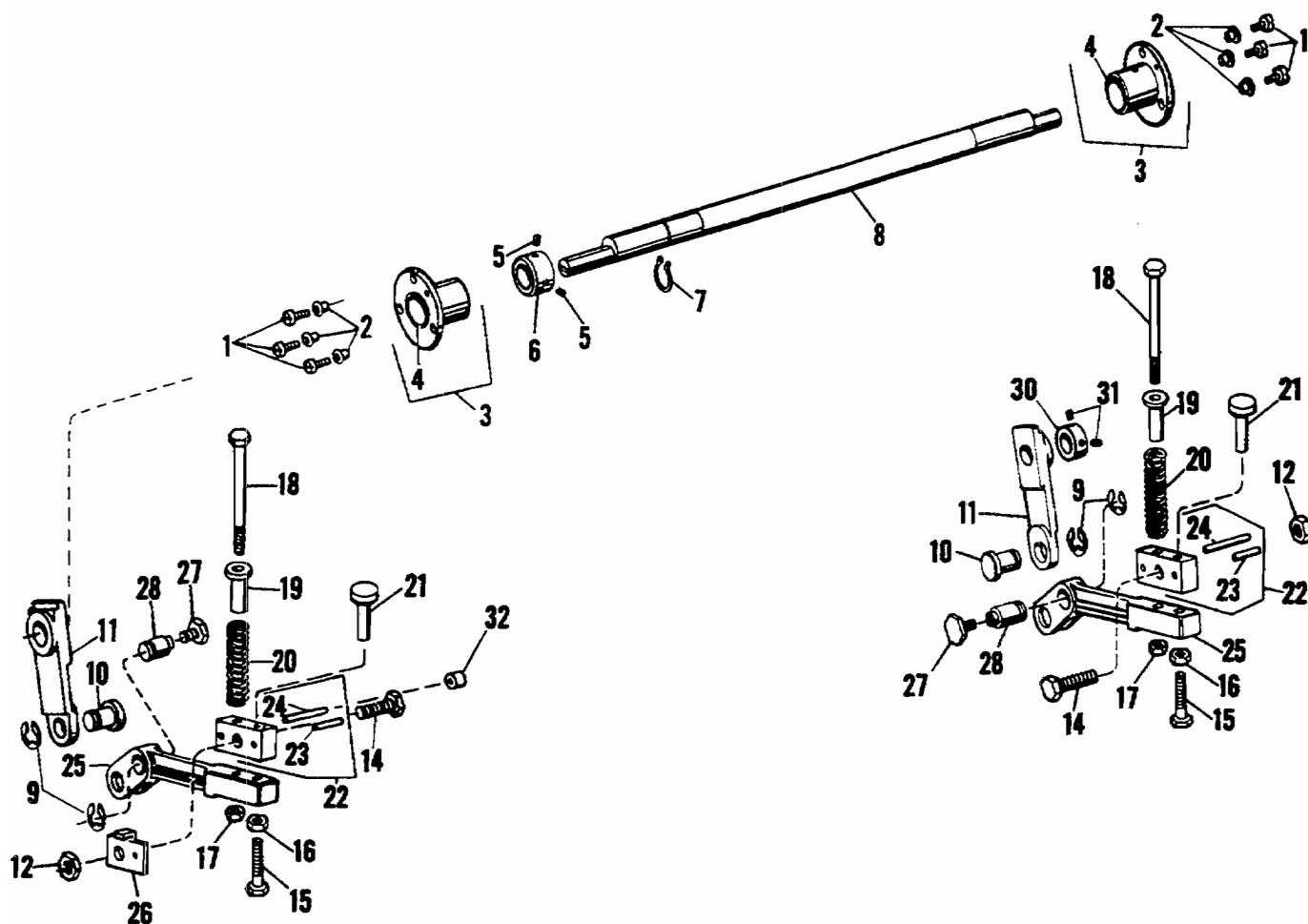


FIGURE 23  
MODEL 9815/9850 Master Cylinder Shaft and Support Arms

# Parts Catalog

Index No.	Part No.	MODEL 9805/9850 Figure 23 Description	Units Per Assy.
1	100141	SCREW - 1/4-28 x 1/2.....	6
2	080972	SPACER - Screw.....	6
3	082057	BEARING ASSEMBLY.....	2
4	193603	BUSHING - 1.126 I.D. x 1.315 O.D. x .630 O.A.L.....	1
5	014206	SCREW - Set, 1/4-28 x 3/8.....	2
6	080820	COLLAR - Cylinder Locking.....	1
7	014517	RING - Retaining, 1.066 I.D. ....	1
8	007628	SHAFT - Master Cylinder.....	1
9	001094	RING - Retaining, .394 I.D. ....	4
10	072394	PIVOT - Support Link.....	2
11	080911	LINK - Support.....	2
12	150089	NUT - 3/8-24.....	2
14	014121	SCREW - 3/8-24 x 1-1/4.....	2
15	195721	BOLT - 5/16-18 x 1-5/8.....	2
16	001834	NUT - 5/16-18.....	2
17	001821	NUT - 1/4-28.....	2
18	014172	BOLT - 1/4-28 x 3-3/4.....	2
19	072416	GUIDE - Spring.....	2
20	194807	SPRING - Comp., 39/64 O.D. x 1-1/8 O.A.L. (TD and CD).....	2
20	194808	SPRING - Comp., 13/16 O.D. x 2-39/64 O.A.L. (QP,QPC and PRO).....	2
21	080447	PIN - Separator.....	2
22	010421	BLOCK - Support Arm, Standard.....	2
22	010372	BLOCK - Support Arm, W/Gap Control.....	2
23	001981	PIN - Roll, .199 O.D. x .890 O.A.L.....	1
24	100131	PIN - Roll, .199 O.D. x 1.230 O.A.L.....	1
25	083313	SUPPORT ARM.....	2
26	078346	LEVER - Stop.....	1
27	080715	SCREW - Shoulder.....	2
28	017077	BEARING.....	2
30	080956	COLLAR - End Play.....	1
31	014390	SCREW - Set, 1/4-28 x 1/4.....	2
32	006774	TUBING.....	2

# Parts Catalog

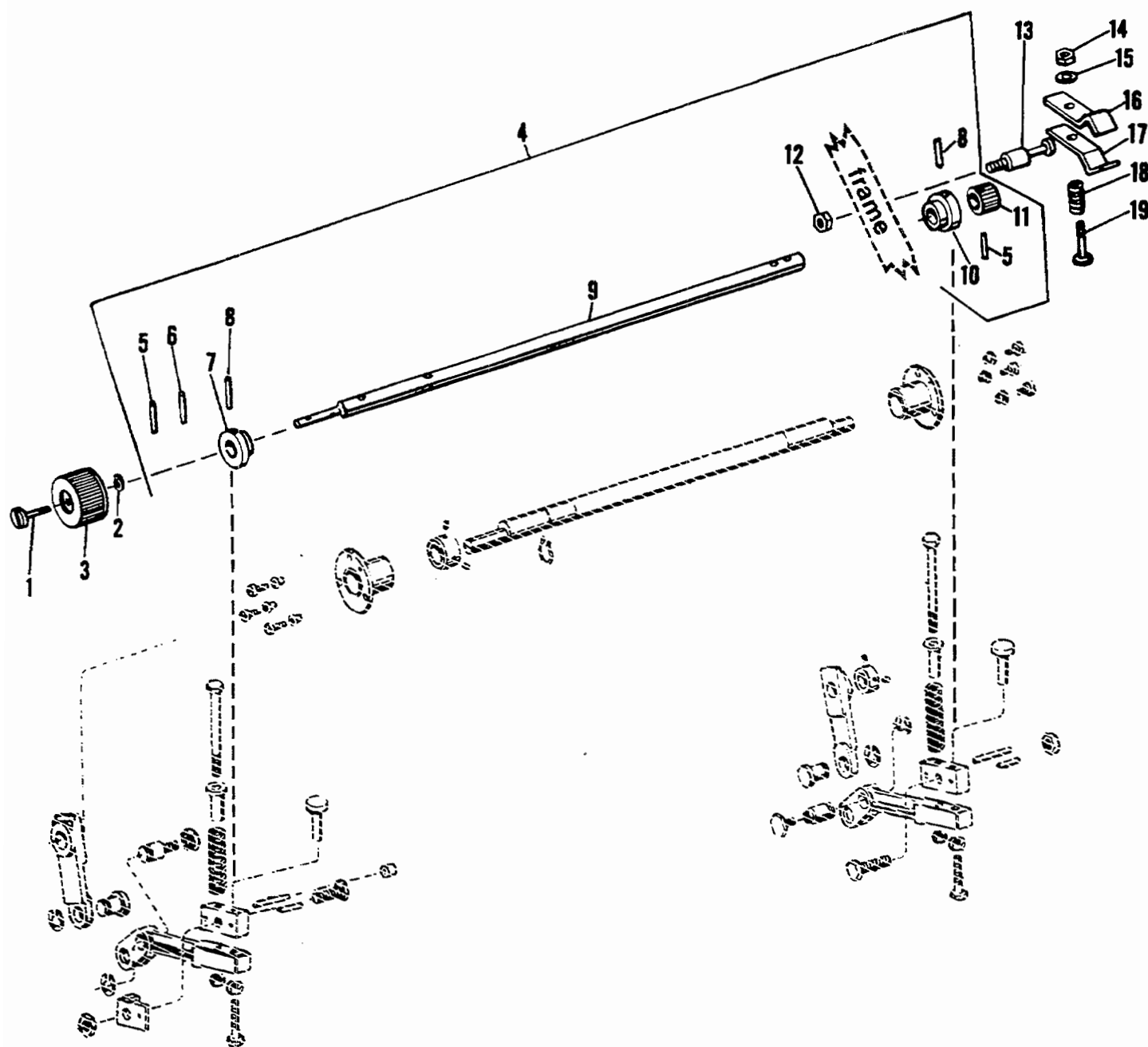


FIGURE 24  
MODEL 9815/9850 Gap Control - Master Cylinder



# Parts Catalog

Index No.	Part No.	MODEL 9805/9850 Figure 24 Description	Units Per Assy.
1	196246	SCREW - Special, 10-32 x 3/4 .....	1
2	039642	RING - Vinyl, .235 I.D. x .075 .....	1
3	017735	KNOB .....	1
4	078338	SHAFT ASSEMBLY - Gap Control, QP, QPC and PRO .....	1
5	001980	PIN - Roll, .135 O.D. x .640 O.A.L. ....	2
6	101876	PIN - Roll, .135 O.D. x 1.575 O.A.L. ....	1
7	080448	CAM - O.S. ....	1
8	001992	PIN - Roll, .135 O.D. x 1.015 O.A.L. ....	2
9	*078337	SHAFT - Gap Control .....	1
10	080449	CAM - N.O.S. ....	1
11	073551	DRAG - Gap Clamp .....	1
12	150085	NUT - 1/4-28 .....	1
13	193323	STUD - 1/4-28 .....	1
14	101051	NUT - 10-32 .....	1
15	001702	WASHER - .195 I. D. x .500 O.D. x .029 .....	1
16	080452	CLAMP - Upper .....	1
17	080452	CLAMP - Lower .....	1
18	077836	SPRING - Compression, .400 O.D. x .718 O.A.L. ....	1
19	077301	SCREW - Shoulder, 10-32 .....	1

\*Not Procurable Separately

# Parts Catalog

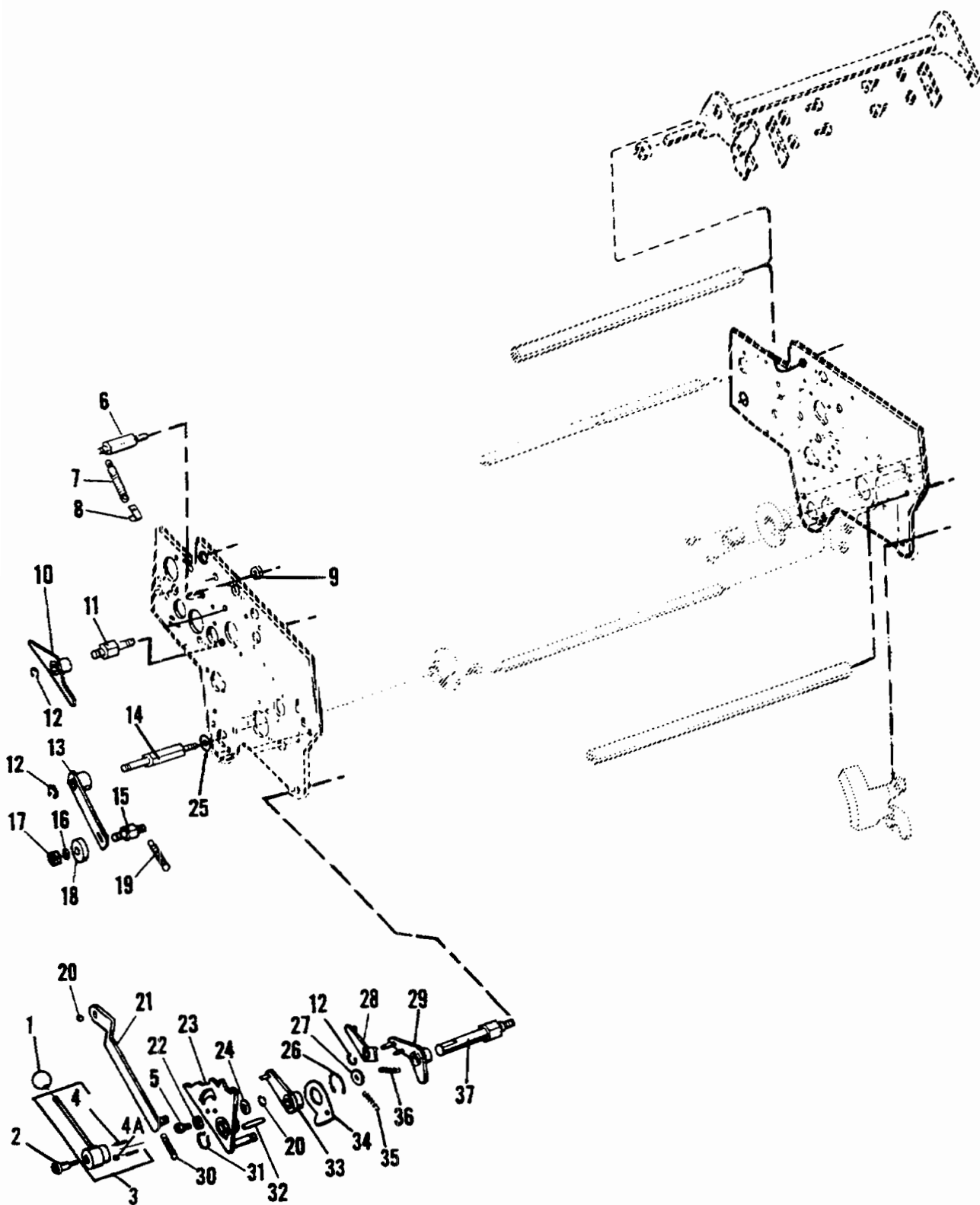


FIGURE 24A  
MODEL 9805/9810 Operation Control Lever

# Parts Catalog

Index No.	Part No.	MODEL 9805/9850 Figure 24A Description	Units Per Assy.
1	017819	KNOB .....	1
2	196249	SCREW - Shoulder, 1/4 - 28 .....	1
3	017744	LEVER - Control, 9805-9810 .....	1
4	100827	PIN- Spiral, .168 O.D. x .635 O.A.L. ....	2
4A	194849	INSERT .....	2
5	014350	SCREW - Cap, 10-32 x 5/16 .....	1
6	075644	STUD .....	1
7	064589	SPRING - Tension, .250 O.D. x 1.187 O.A.L. ....	1
8	073107	HOOK .....	1
9	014808	NUT - 10-32 .....	1
10	071611	LEVER .....	1
11	191034	STUD .....	1
12	001060	RING - Retaining, .208 I.D. ....	2
13	071606	LEVER .....	1
14	191935	STUD .....	1
14	196823	STUD - (Without Washer) .....	1
15	191934	STUD .....	1
16	000666	WASHER- Lock, .194 I.D. (Split) .....	1
17	001812	NUT - 10-32 .....	1
18	064234	TRUCK .....	1
19	065402	SPRING - Tension, .375 O.D. x 1.593 O.A.L. ....	1
20	001095	RING - Retaining, .245 I.D. ....	2
21	071596	LINK .....	1
22	071610	DISC .....	1
23	071598	CAM .....	1
23	075537	CAM - Alternate Sheetfeed .....	1
24	018062	WASHER - .328 I.D. ....	1
25	190631	WASHER - Spacer, .250 I.D. x .562 O.D. x .125 .....	1
26	014520	RING - Retaining, .683 I.D. ....	1
27	014709	WASHER - .767 I.D. ....	1
28	071603	LEVER .....	1
29	071601	LEVER .....	1
30	073542	SPRING - Tension, .390 O.D. x 1.821 O.A.L. ....	1
31	001048	RING - Retaining, .463 I.D. ....	1
32	191939	STUD .....	1
33	076698	LEVER .....	1
34	076702	LEVER .....	1
35	193007	SPRING - .250 O.D. x 1.140 O.A.L. ....	1
36	022343	SPRING - Tension, .187 O.D. x .687 O.A.L. ....	1
37	084407	SHAFT .....	1

# Parts Catalog

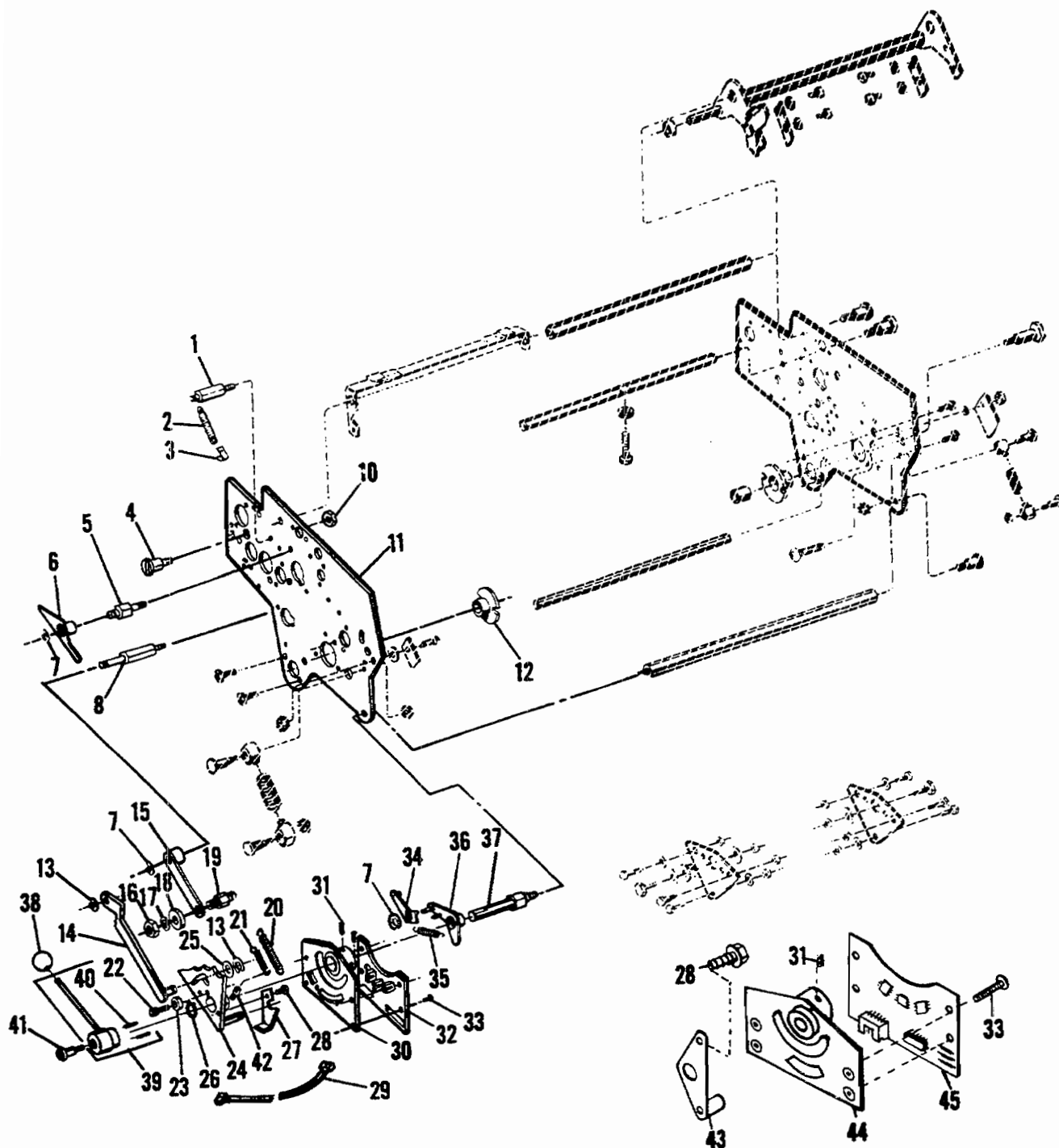


FIGURE 25  
MODEL 9815/9850 Upper Side Frames and Associated Parts - Part I

# Parts Catalog

Index No.	Part No.	MODEL 9805/9850 Figure 25 Description	Units Per Assy.
1	075644	STUD - Spring .....	1
2	064589	SPRING - Tension, .250 O.D. x 1.187 O.A.L. ....	1
3	073107	HOOK - Spring .....	1
4	193601	SCREW - Shoulder, 5/16-24 .....	3
5	191034	STUD - Lockout Lever, 1/4-28 .....	1
6	071611	LEVER - Aquamatic Lockout .....	1
7	001060	RING - Retaining, .208 I.D. ....	3
8	196823	STUD - Detent Lever .....	1
10	014808	NUT - 10-32 .....	1
11	017517	FRAME - Upper, O.S. ....	1
11	016206	FRAME - Upper, O.S. (Square Corners) .....	1
12	074324	BUSHING ASSEMBLY - Eccentric .....	1
13	001095	RING - Retaining, .245 I.D. ....	2
14	071596	LINK - Control .....	1
15	071606	LEVER - Detent .....	1
16	001812	NUT - 10-32 .....	1
17	000666	WASHER - Lock, .194 I.D. x .281 O.D. ....	1
18	064234	TRUCK - Detent Lever .....	1
19	191934	STUD - Spring .....	1
20	065402	SPRING - Tension, .375 O.D. x 1.593 O.A.L. ....	1
21	073542	SPRING - Tension, .390 O.D. x 1.281 O.A.L. ....	1
22	014350	SCREW - 10-32 x 5/16 .....	1
23	071610	DISC - Eccentric .....	1
24	075537	CAM - Sequence Control with Spring Stud .....	1
25	018062	WASHER - .328 I.D. x .625 O.D. ....	1
26	001048	RING - Retaining, .463 I.D. ....	1
27	017654	BLADE - Sensor, Optical .....	1
28	100657	SCREW - 10-32 x 5/16 .....	1
29	017877	CABLE ASSEMBLY .....	1
30	017650	PLATE ASSEMBLY- Sensor, Optical .....	1
31	014372	SCREW - Set, 10-32 x 1/4 .....	2
32	017756	P.C. BOARD ASSEMBLY - Sensor, Optical .....	1
33	001541	SCREW - 6-32 x 1/4 .....	4
34	016941	LEVER - Overtravel .....	1
35	022343	SPRING - 3/16 O.D. x 29/32 O.A.L. ....	1
36	016942	LEVER - Image Control .....	1
37	084407	STUD .....	1
38	017819	KNOB .....	1
39	017744	LEVER - Control, (9815/9850) .....	1
40	100827	PIN - Spiral, .168 O.D. x .635 O.A.L. ....	2
41	196249	SCREW - Shoulder, 1/4-28 .....	1
43	017481	MAGNET ASSEMBLY - Hall Effect .....	1
44	017477	PLATE ASSEMBLY - Sensor, Hall Effect .....	1
45	017734	P.C. BOARD ASSEMBLY- Sensor, Hall Effect .....	1

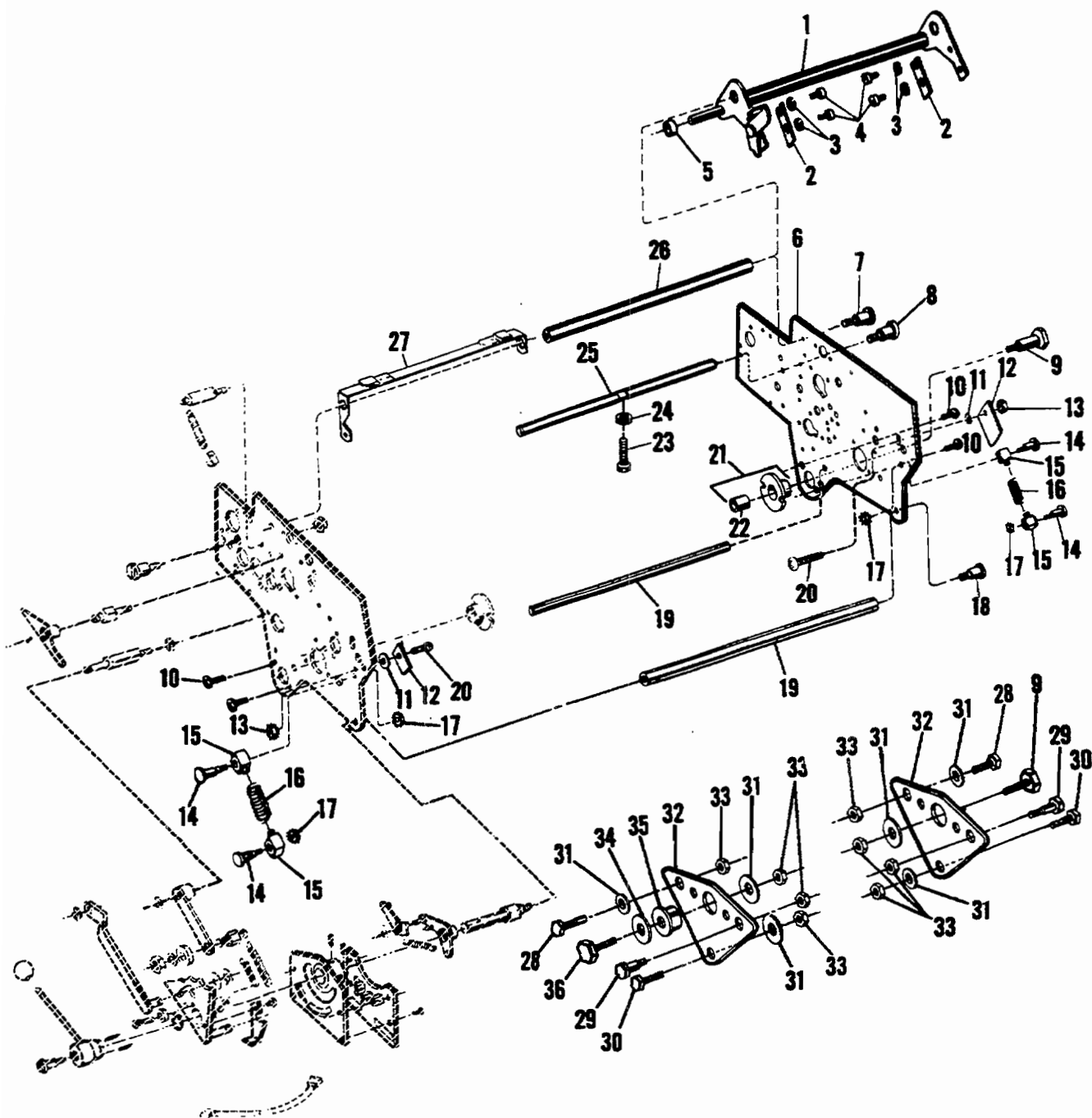


FIGURE 26  
MODEL 9815/9850 Upper Side Frames and Associated Parts - Part II

# Parts Catalog

Index No.	Part No.	MODEL 9805/9850 Figure 26 Description	Units Per Assy.
1	017793	LEVER AND SHAFT ASSEMBLY .....	1
2	073524	SLIDE - Adjustment .....	2
3	021861	WASHER - .196 I.D. x .437 O.D. ....	4
4	014350	SCREW - 10-32 x 5/16 .....	4
5	075643	SPACER - Aquamatic Blockout Assembly (TD and CD) .....	1
6	017021	FRAME - Upper, N.O.S. ....	1
6	016207	FRAME - Upper, N.O.S. (Square Corners) .....	1
7	078660	STUD - Pivot, 5/16-24 .....	1
8	196264	SCREW - Dowel, 1/4-28 .....	2
9	073140	SCREW - Pivot, 3/8-24 x 5/8 .....	1
10	111054	SCREW - 10-32 x 1/2 .....	4
11	021268	WASHER - .265 I.D. x .437 O.D. ....	3
12	007745	GUIDE .....	3
13	150085	NUT - 1/4-28 .....	3
13	150083	NUT - 10-32 (9860/9810 XCD) .....	1
14	072349	SCREW - Eccentric, 1/4-28 .....	4
15	072389	BLOCK - Eccentric, Spring .....	4
16	072424	SPRING - Compression, .537 O.D. x 1.343 O.A.L. ....	2
17	014807	NUT - 1/4-28 .....	4
18	193601	SCREW - Shoulder, 5/16-24 .....	2
19	007575	TIE BAR .....	2
20	111074	SCREW - 1/4-28 x 3/4 .....	3
20	014203	SCREW - N.O.S. (9860/9810XCD) .....	1
21	074323	BUSHING ASSEMBLY - N.O.S. ....	1
22	014606	BUSHING - .629 I.D. x .753 O.D. x .630 O.A.L. ....	1
23	079862	SCREW - Adjusting, 10-32 x 1-1/4 .....	1
24	079863	KNOB .....	1
25	017996	TIE BAR .....	1
26	008024	TIE BAR .....	1
27	007582	REST ASSEMBLY - (TD and CD) .....	1
28	191427	SCREW - Shoulder, 3/8-24 .....	2
29	194823	SCREW - Shoulder, 3/8-24 .....	2
30	111099	SCREW - 3/8-24 x 7/8 .....	2
31	191428	WASHER - .510 I.D. x 1.000 O.D. ....	6
32	076825	PLATE - Head Support .....	2
33	150089	NUT - 3/8-24 .....	6
34	021911	WASHER - .578 I.D. x .875 O.D. ....	1
35	084289	BUSHING - Eccentric .....	1
36	084291	SCREW - Shoulder, 3/8-24 .....	1

# Parts Catalog

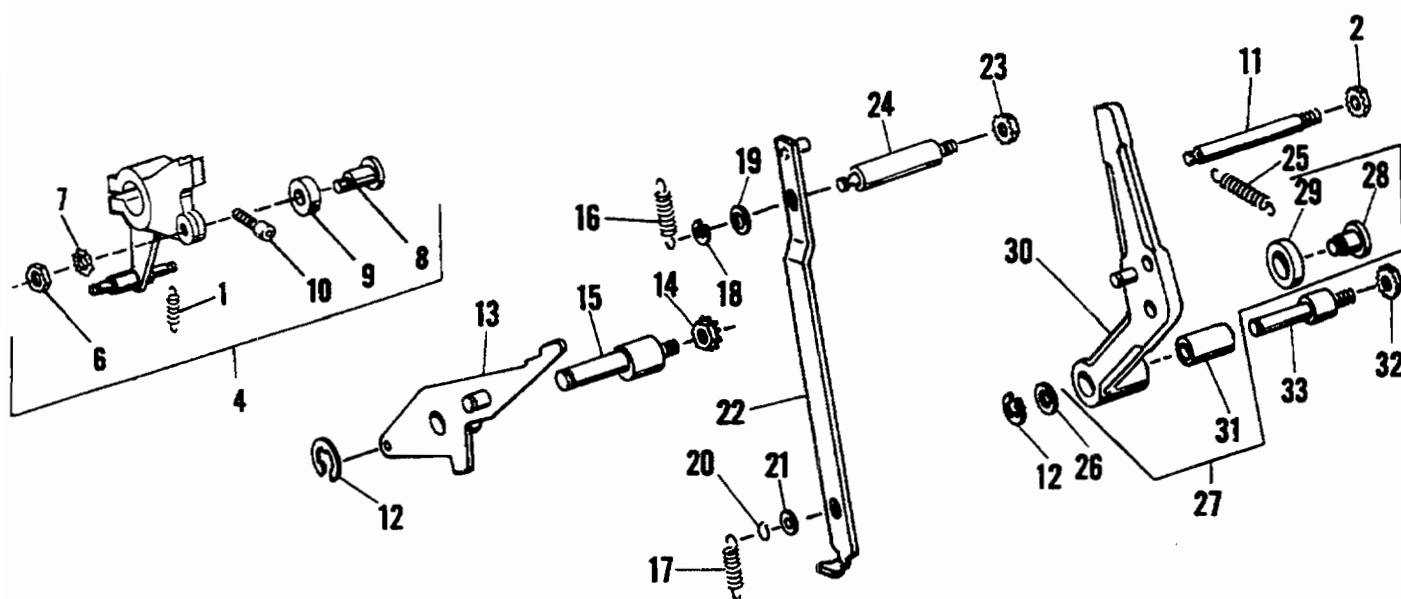


FIGURE 27  
MODEL 9815/9850 Master Cylinder Lever Assemblies



# Parts Catalog

Index No.	Part No.	MODEL 9805/9850 Figure 27 Description	Units Per Assy.
1	190148	SPRING - Tension, .406 O.D. x 2.312 O.A.L.	1
4	017627	LEVER ASSEMBLY - Master Cylinder	1
6	001818	NUT - 1/4-28	1
7	001740	WASHER - Lock, .262 I.D. x .500 O.D. x .025	1
8	072357	SCREW - Master Cylinder Lever, Eccentric	1
9	072358	SPACER - Master Cylinder Lever Screw	1
10	100891	SCREW - 1/4-20 x 1.000	1
11	072129	STUD - Power Lever Spring	1
12	001080	RING - Retaining, .302 I.D. x .660 O.D. x .037	2
13	072370	LATCH LEVER ASSEMBLY - Master Cylinder	1
14	001821	NUT - 1/4-28	1
15	072373	STUD - Latch Lever	1
16	072511	SPRING - Tension, .250 O.D. x 1.125 O.A.L.	1
17	041777	SPRING - Tension, .312 O.D. x 1.344 O.A.L.	1
18	001060	RING - Retaining, .208 I.D. x .527 O.D. x .027	3
19	021203	WASHER - .254 I.D. x .500 O.D. x .029	1
20	001062	RING - Retaining, .250 I.D. x .027	1
21	016574	WASHER - .315 I.D. x .687 O.D. x .047	1
22	072386	LATCH LINK ASSEMBLY - Master Cylinder	1
23	150085	NUT - 1/4-28	1
24	017578	STUD - Latch Link	1
24	072388	STUD - Latch Link (Model 9805/9810)	1
25	072442	SPRING - Tension, .343 O.D. x 2.000 O.A.L.	1
26	014727	WASHER - .382 I.D. x .750 O.D. x .029	1
27	072040	POWER LEVER ASSEMBLY- Master Cylinder	1
28	192323	SCREW - Eccentric	1
29	072367	TRUCK	1
30	*072038	POWER LEVER	1
31	001446	BUSHING - .379 I.D. x .503 O.D. x .875 O.A.L.	1
32	150085	NUT - 1/4-28	1
33	072369	STUD - Power Lever	1

\*Not Procurable Separately

# Parts Catalog

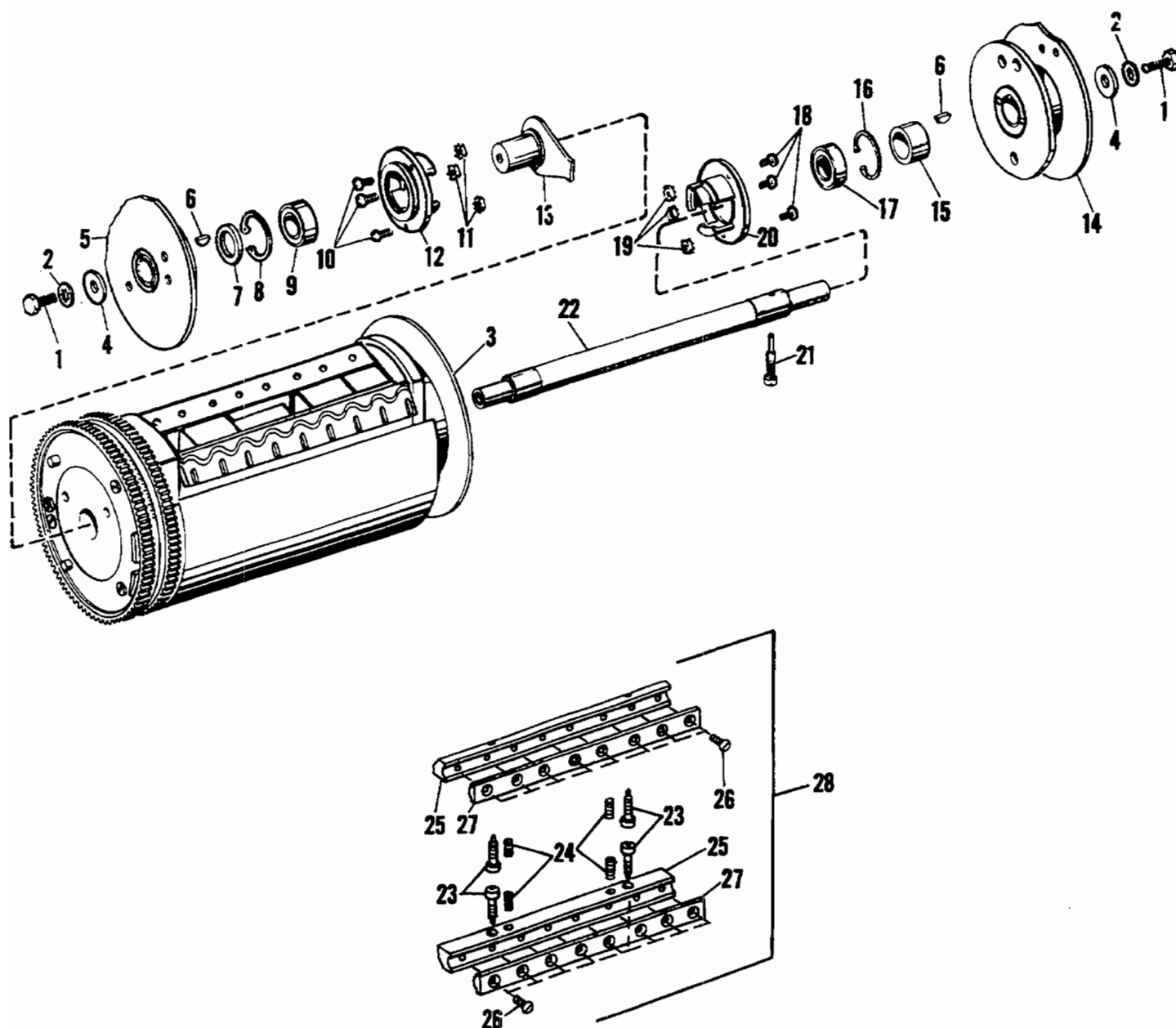


FIGURE 28  
MODEL 9815/9850 Blanket Cylinder Assembly

# Parts Catalog

Index No.	Part No.	MODEL 9805/9850 Figure 28 Description	Units Per Assy.
1	014192	SCREW - 5/16-24 x 3/4 .....	2
2	014721	WASHER - Lock, .326 I.D. x .600 O.D. x .030 .....	2
3	***009550	CYLINDER ASSEMBLY - Blanket .....	1
4	014748	WASHER - .328 I.D. x 1.250 O.D. x .093 .....	2
5	009667	CAM ASSEMBLY - Blanket Cylinder N.O.S. (9815/9850) .....	1
5	078532	CAM ASSEMBLY - Blanket Cylinder N.O.S. (9805-9810) .....	1
6	078527	KEY - Woodruff, #505 .....	2
7	078551	SPACER - 1.000 I.D. x 1.500 O.D. x .259 .....	1
8	001066	RING - Retaining, Internal, 2.320 O.D. x .081 .....	1
9	078520	BEARING - .984 I.D. x 2.047 O.D. ....	1
10	111057	SCREW - 10-32 x 3/4 .....	3
11	150083	NUT - 10-32 .....	3
12	400781	HOUSING - L.H., Bearing .....	1
13	082103	ARM ASSEMBLY - Blanket Cylinder .....	1
14	017840	CAM ASSEMBLY - Blanket Cylinder O.S. (9815/9850) .....	1
14	076083	CAM ASSEMBLY - Blanket Cylinder O.S. (9805/9810) .....	1
15	078524	SPACER - 51/64 I.D. x 1.250 O.D. x .547 .....	1
16	001065	RING - Retaining, Internal, 2.089 O.D. x .065 .....	1
17	078714	BEARING - .787 I.D. x 1.850 O.D. ....	1
18	111055	SCREW - 10-32 x 9/16 .....	3
19	150083	NUT - 10-32 .....	3
20	082171	HOUSING - R.H., Bearing .....	1
21	080718	SCREW - Special, 3/8-24 x 1-7/16 .....	1
22	007633	SHAFT - Blanket Cylinder .....	1
23	190236	SCREW - 1/4-28 x 1-1/2 .....	4
24	014313	SCREW - Set, 1/4-28 x 1.000 .....	4
25	007767	CLAMP - Body .....	2
26	014151	SCREW - 10-32 x 1/2 .....	20
27	007766	CLAMP TOP .....	2
28	018405	BLANKET BAR KIT .....	1
29	100392	BLANKET SCREW INSERTS - 3/8-16 x .370 (Not Illustrated) .....	4

\*\*\*Not Available As An Assembly

# Parts Catalog

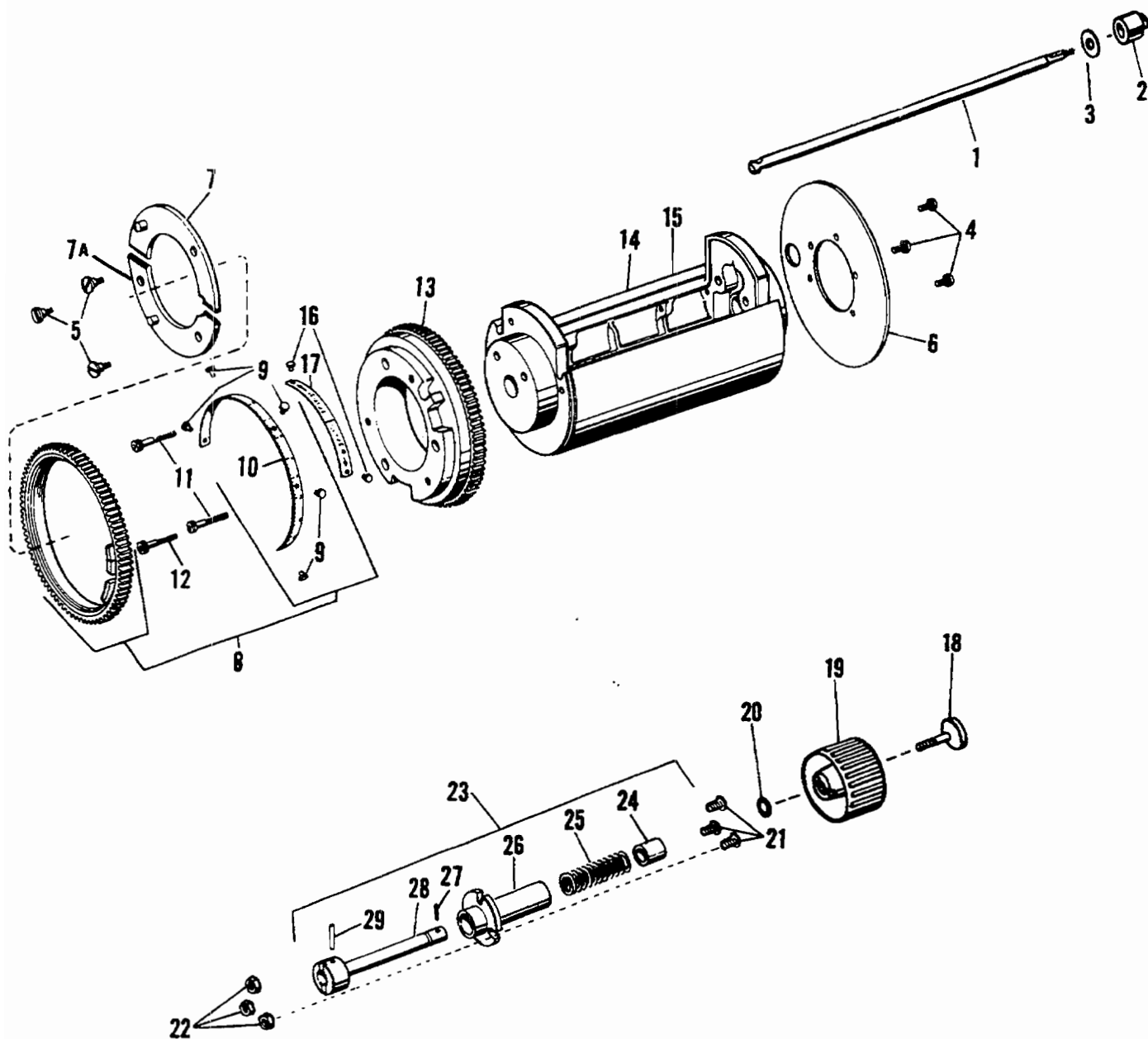


FIGURE 29  
MODEL 9815/9850 Print Adjusting and Blanket Cylinder Assembly

# Parts Catalog

Index No.	Part No.	MODEL 9805/9850 Figure 29 Description	Units Per Assy.
1	018580	ROD - Clamp .....	1
2	018469	NUT- 3/8-40 .....	1
3	003586	WASHER - 7/8 I.D. x 3/4 O.D. x 1/16 .....	1
4	111073	SCREW - 1/4-28 x 5/8, Shield .....	3
6	009553	SHIELD - Blanket Cylinder .....	1
7	018575	RING ASSEMBLY - Blanket Cylinder L.H. ....	1
7A	018577	RING ASSEMBLY - Blanket Cylinder R.H. ....	1
8	009548	GEAR - Vertical Print Adjustment .....	1
9	100508	PIN - Driv-Loc, .060 x .1875 .....	5
10	080719	SCALE- Inch .....	1
11	014157	SCREW - 1/4-28 x 1-1/4 .....	2
12	078556	SCREW - Dowel, 1/4-28 x 1-3/16 .....	1
13	009554	GEAR - Blanket Cylinder .....	1
14	009551	CYLINDER - Blanket .....	1
15	100392	INSERT - 3/8-16 x .370 (Not Illustrated) .....	4
16	014570	PIN - Driv-Loc, .076 x .1875 .....	2
17	078552	INDICATOR - Vertical Print Adjusting .....	1
18	196248	SCREW - Special, 10-32 x 7/8 .....	1
19	017739	KNOB - Print Adjusting .....	1
20	039642	RING - Vinyl, .135 x .075 .....	1
21	111055	SCREW - 10-32 x 9/16 .....	3
22	150083	NUT - 10-32 .....	3
23	009558	PRINT ADJUSTING ASSEMBLY .....	1
24	078542	BUSHING - .380 I.D. x .562 O.D. x .750 O.A.L. ....	1
25	078541	SPRING - Compression, .510 O.D. x 1.156 O.A.L. ....	1
26	076856	HOUSING - Print Adjusting .....	1
27	014921	PIN - Roll, .135 O.D. x .890 O.A.L. ....	1
28	009559	ROD ASSEMBLY - Print Adjusting .....	1
29	001987	PIN - Roll, .167 O.D. x .890 O.A.L. ....	1

# Parts Catalog

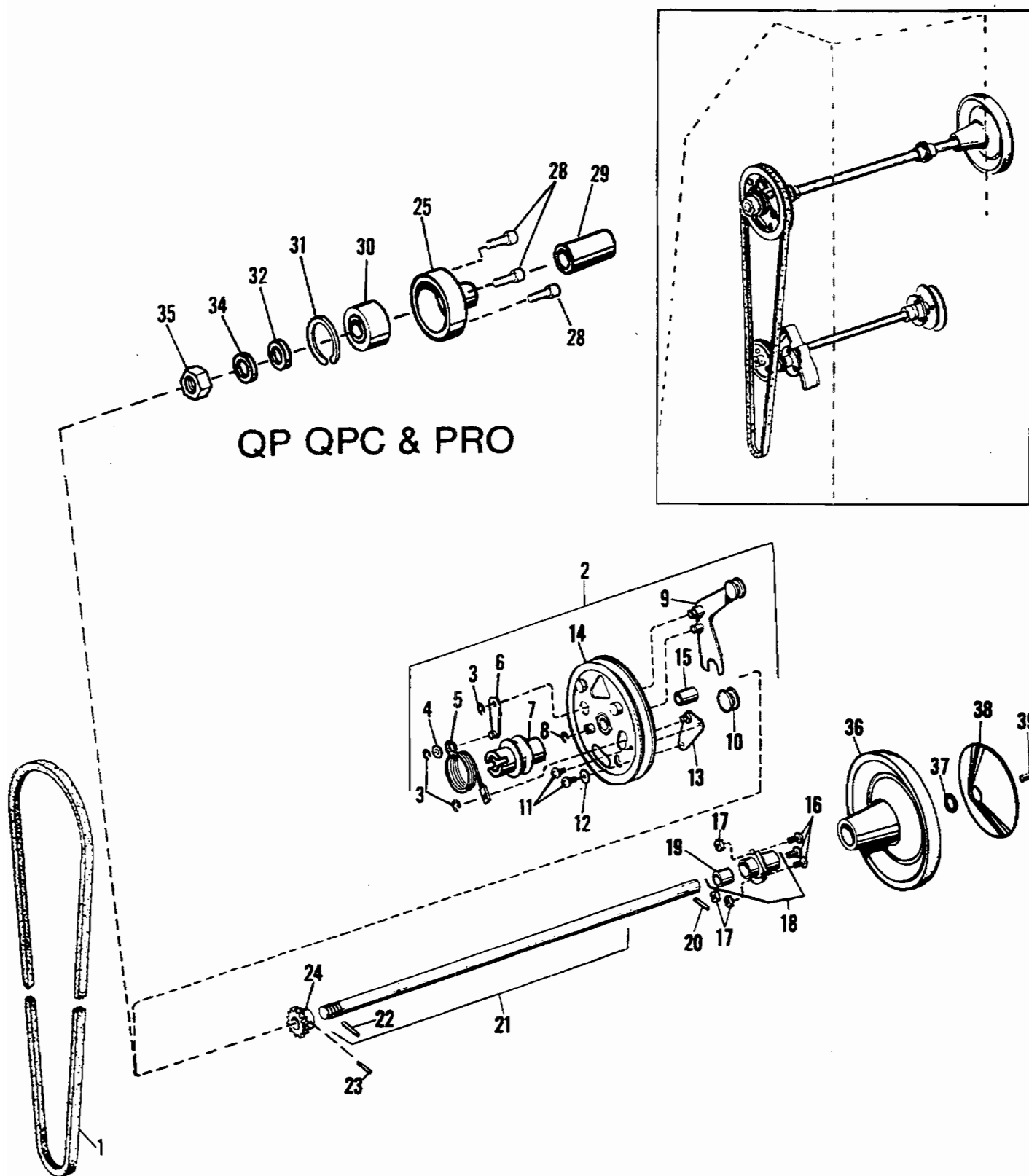


FIGURE 30  
MODEL 9815/9850 Clutch Assembly and Drive Shaft

# Parts Catalog

Index No.	Part No.	MODEL 9805/9850 Figure 30 Description	Units Per Assy.
1	078580	BELT - Drive, 115 V. 60 Hz., (4L-51" Circum) QP, QPC & PRO	1
1	196773	BELT - Drive, 115 V. 60 Hz., (4L-50" Circum)	1
1	072668	BELT - Drive, 115 V. 60 Hz., (3L-50") Circum, TD and CD	1
2	079871	CLUTCH ASSEMBLY - QP, QPC and PRO (4L Belt) 5/8"	1
2	077237	CLUTCH ASSEMBLY - TD and CD (3L Belt) 1/2"	1
3	001097	RING - Snap, .186 I.D. x .437 O.D. x .027	3
4	015213	WASHER - .223 I.D. x .375 O.D. x .029	1
5	073488	SPRING - Torsion, Clutch	1
6	041695	LINK - Weight Lever	1
7	400525	DRUM - Clutch, QP, QPC and PRO	1
7	072675	PINION - Clutch, TD and CD	1
8	001095	RING - Snap, .254 I.D. x 1/2 O.D. x .027	1
9	077234	LEVER - Weight	1
10	077233	WEIGHT - Sliding	1
11	001690	SCREW - 10-32 x 5/16	2
12	001702	WASHER - .195 ID. x 1/2 O.D. .031	1
13	072680	PLATE - Spring, Adjusting	1
14	077329	PULLEY - Clutch, TD and CD (3L Belt)	1
14	079872	PULLEY -Clutch, QP, QPC and PRO (4L Belt)	1
15	079868	BUSHING - .815 I.D. x .940 O.D. x 7.8 O.A.L., QP, QPC and PRO	1
15	001473	BUSHING - .503 I.D. x .625 O.D. x 3/4 O.A.L., TD and CD	1
16	111055	SCREW - 10-32 x 9/16	3
17	150083	NUT - 10-32	3
18	080247	HOUSING ASSEMBLY - Drive Shaft Bearing R.H., QP, QPC & PRO	1
18	007623	HOUSING ASSEMBLY - Drive Shaft Bearing R.H., TD and CD	1
19	*194801	BUSHING - TD and CD	1
20	101331	PIN - Spiral, .168 O.D. x .885 O.A.L.	1
21	016922	SHAFT ASSEMBLY - Drive, QP, QPC and PRO (5/8" Diameter)	1
21	016924	SHAFT ASSEMBLY - Drive, TD and CD (1/2" Diameter)	1
22	001981	PIN - Roll, .199 O.D. x .827 O.A.L., TD and CD	1
22	001986	PIN - Roll, .199 O.D. x .952 O.A.L., QP, QPC and CD	1
23	101331	PIN - Roll, .161 O.D. x .885 O.A.L., TD and CD	1
23	014972	PIN - Roll, .194 O.D. x .947 O.A.L., QP, QPC and PRO	1
24	080191	GEAR- Drive Shaft, QP, QPC and PRO	1
24	072669	GEAR - Drive Shaft, TD and CD	1
25	080522	HOUSING ASSEMBLY - Drive Shaft Bearing L.H. QP, QPC and PRO	1
25	007603	HOUSING ASSEMBLY - Drive Shaft Bearing L.H., TD and CD	1
26	*194801	BUSHING - TD and CD	1
27	014248	NUT - 10-32	3
28	001555	SCREW - 10-32 x 1/2	3
28	100185	SCREW - Socket Head, 10-32 x .438, QP, QPC and PRO	3
29	191481	SLEEVE - QP, QPC and PRO	1
30	190179	BEARING - QP, QPC and PRO	1
31	100646	RING - Retaining Internal, 1.769 O.D. x .047, QP, QPC & PRO	1
32	079866	SPACER - QP, QPC and PRO	1
34	014799	WASHER - .515 I.D. x 7/8 O.D. x .058, QP, QPC and PRO	1
35	196221	NUT- 1/2-20, QP, QPC and PRO	1
36	016907	HANDWHEEL	1
37	001781	RING - Radial, .331 I.D. x .027	1
38	071398	DISC - Handwheel	1
39	195088	SCREW - Shoulder, 10-32 x 15/16, QP, QPC and PRO	1
39	195370	SCREW - Shoulder, 10-32 x 9/16, TD and CD	1

\*Not Procurable Separately

For Other Than 115 V. 60 Hz. or 115 V. 50/60 Hz. Dual Usage

1	076203	BELT- Drive, 220/240 V. 50 Hz. (50-1/2" Circum)	1
---	--------	---	---

# Parts Catalog

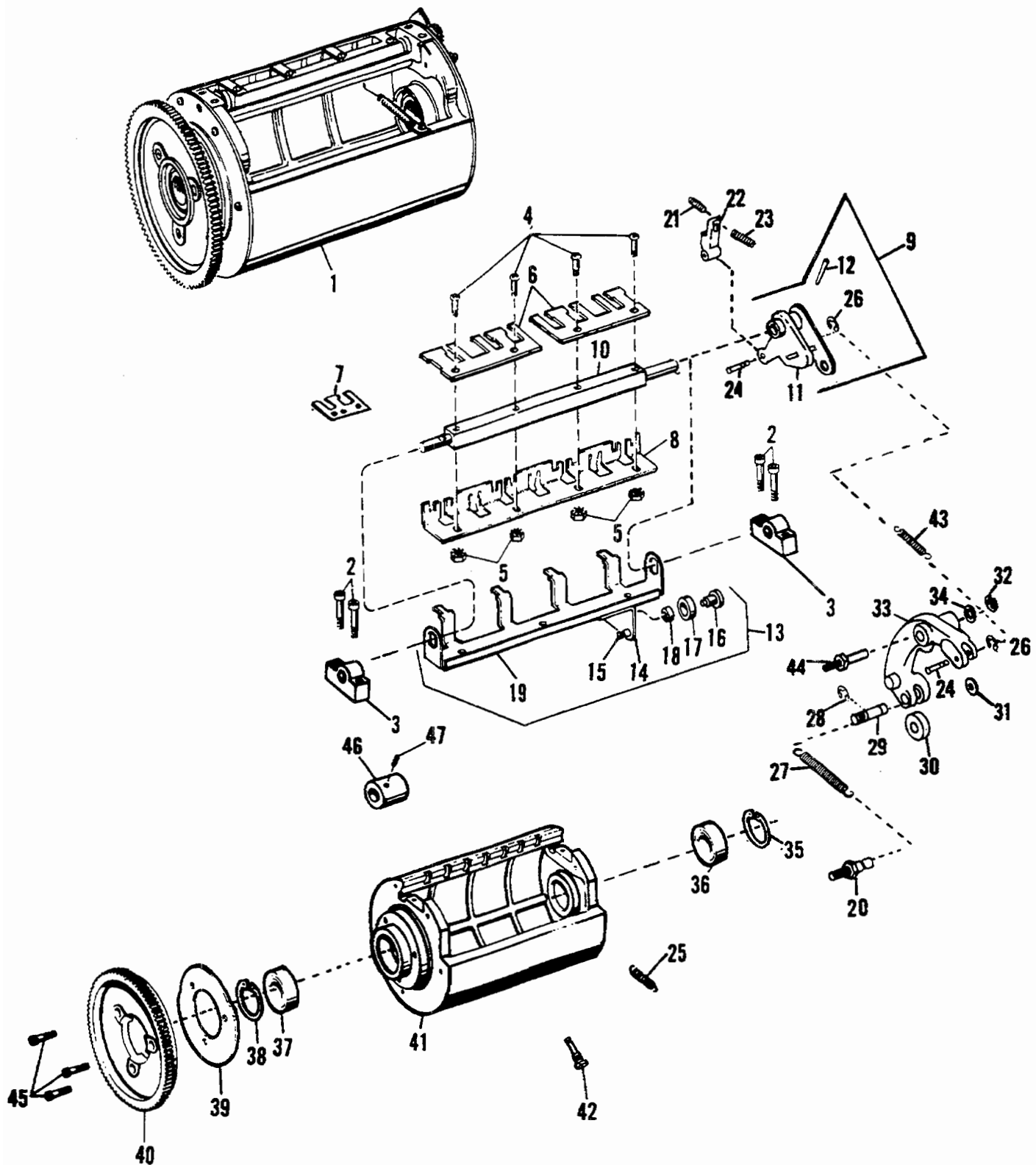


FIGURE 31  
MODEL 9815/9850 Impression Cylinder Assembly



# Parts Catalog

Index No.	Part No.	MODEL 9805/9850 Figure 31 Description	Units Per Assy.
1	***009650	CYLINDER ASSEMBLY - Impression, CD, QPC & PRO .....	1
1	***009670	CYLINDER ASSEMBLY - Impression, TD & QP .....	1
2	014165	SCREW - 1/4-28 x 1.000 .....	4
3	007764	BEARING BLOCK - Gripper .....	2
4	014205	SCREW - 10-32 x 13/16 .....	6
5	014808	NUT- 10-32 .....	6
6	007731	FINGER - Gripper Impression Cylinder .....	2
7	007986	FINGER - Gripper Impression Cylinder .....	1
8	007984	PAPER STOP - Gripper Impression Cylinder .....	1
9	007613	GRIPPER SHAFT ASSEMBLY .....	1
10	*007614	GRIPPER SHAFT .....	1
11	*007664	LEVER ASSEMBLY .....	1
12	190111	PIN - Taper .....	1
13	007762	STRIPPER FINGER ASSEMBLY (TD Only) .....	1
14	*078729	ARM - Truck .....	1
15	*070226	STUD - Spring .....	1
16	072441	RIVET .....	1
17	072367	TRUCK .....	1
18	072366	BUSHING .....	1
19	*007763	FINGER - Stripper .....	1
20	191360	STUD - Spring .....	1
21	100130	SCREW - Set, 10-32 x 1.000 .....	1
22	081104	ARM - Overload .....	1
23	190135	SPRING - Compression, .350 O.D. x 1.000 O.A.L. x .045 .....	1
24	194804	PIN - Special .....	2
25	078744	SPRING - Tension, .406 O.D. x 1.937 O.A.L. x .049 .....	1
26	014504	RING - Retaining, .146 I.D. x .338 O.D. x .027 .....	2
27	191401	SPRING - Tension, 13/32 O.D. x 1-5/16 O.A.L. x .036 .....	1
28	001095	RING - Retaining, .250 I.D. x 1/2 O.D. x .027 .....	1
29	082131	PIN - Special .....	1
30	081106	TRUCK - Special .....	1
31	190107	TRUCK - .190 I.D. x 1/2 O.D. x .240 .....	1
32	001075	RING - Retaining, .397 I.D. x .037 .....	1
33	082135	ARM - Operating .....	1
34	190149	WASHER - .440 I.D. x 11/16 O.D. x .029 .....	1
35	014516	RING - Retaining, 2-7/16 O.D. x .081 .....	1
36	080814	BEARING - Ball, 1.1811 I.D. x 2.440 O.D. x .6299 .....	1
37	078520	BEARING - Ball, .9843 I.D. x 2.0472 O.D. x .5906 .....	1
38	001066	RING - Retaining, 2.250 O.D. x .081 .....	1
39	078712	CAM .....	1
40	009652	GEAR - Impression Cylinder .....	1
41	009651	CYLINDER - Impression, CD, QPC & PRO .....	1
41	009671	CYLINDER - Impression, TD & QP .....	1
42	076100	SPRING ANCHOR .....	1
43	193982	SPRING - Tension, .312 O.D. x .781 O.A.L. x .031 .....	1
44	196669	STUD - Tray .....	1
44	191361	STUD - Chain .....	1
45	014157	SCREW - 1/4-28 x 1-1/4 .....	3
46	082128	COLLAR - 1-11/16 O.D. x 1.183 I.D. x 2-5/32 O.A.L. ....	1
47	014206	SCREW - Set, 1/4-28 x 3/8 .....	2

\*Not Procurable Separately

\*\*\*Not Available As An Assembly

# Parts Catalog

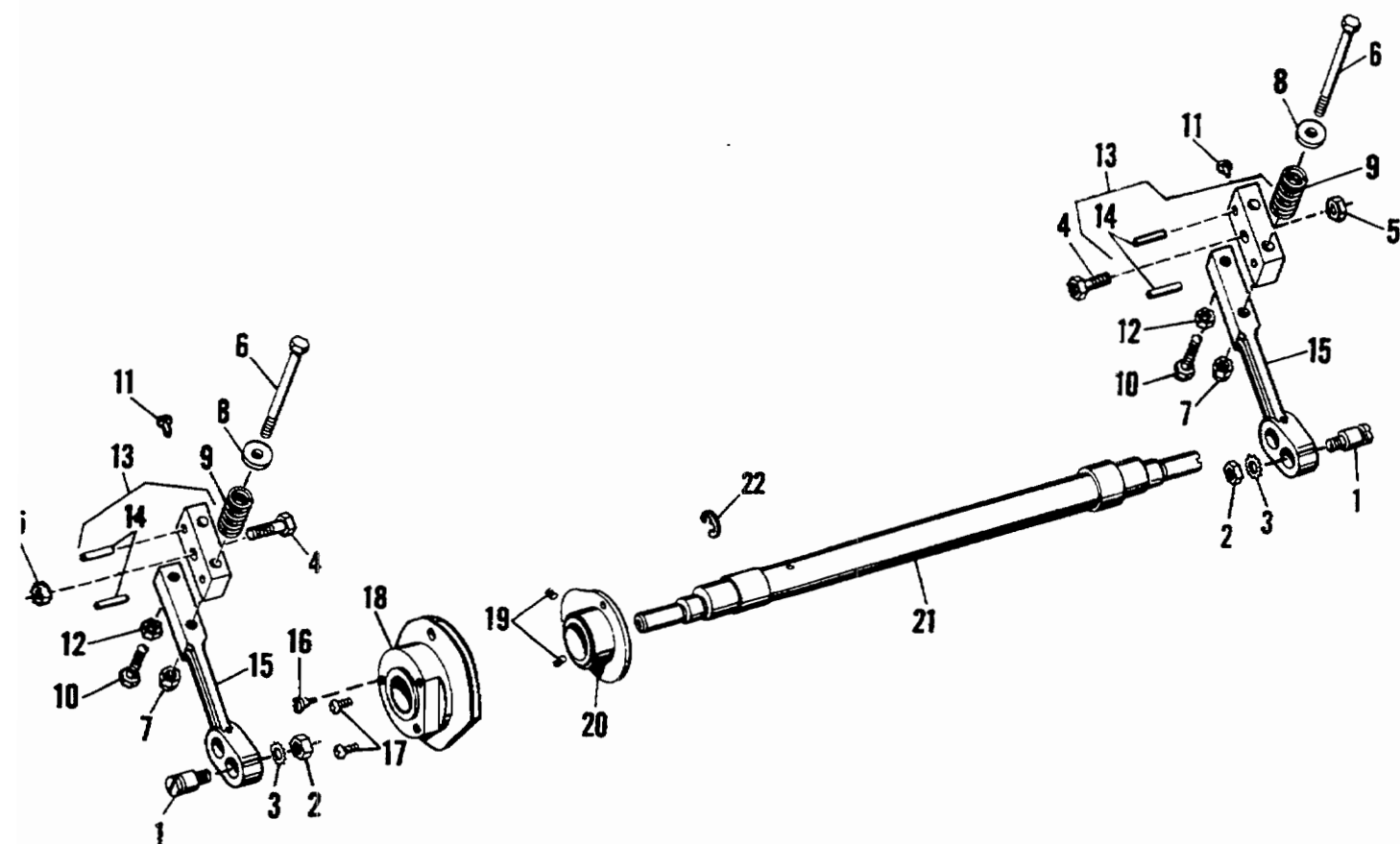


FIGURE 32  
MODEL 9815/9850 Impression Cylinder Shaft and Support Arms

# Parts Catalog

Index No.	Part No.	MODEL 9805/9850 Figure 32 Description	Units Per Assy.
1	080496	STUD - Support Arm .....	2
2	001845	NUT - 3/8-24 .....	2
3	080495	WASHER - Lock, 25/64 I.D. x 1-1/4 O.D. x .119 .....	2
4	014121	SCREW - 3/8-24 x 1.000 .....	2
5	150089	NUT - 3/8-24 .....	2
6	014172	SCREW - 1/4-28 x 3/4 .....	2
7	001821	NUT - 1/4-28 .....	2
8	080621	GUIDE - Support Arm Spring .....	2
9	078728	SPRING - Compression .....	2
10	014173	SCREW - 5/16-18 x 1-1/4 .....	2
11	080447	PIN - Separator .....	2
12	001840	NUT - 5/16-18 .....	2
13	080486	BLOCK ASSEMBLY - Support Arm, Impression Cylinder .....	2
14	001981	PIN - Roll, .199 O.D. x .827 O.A.L. ....	2
15	080498	SUPPORT ARM - Impression Cylinder .....	2
16	016158	SCREW - Shoulder, 10-32 x .273 .....	1
17	001649	SCREW - 10-32 x .500 .....	2
18	007729	CAM ASSEMBLY - Gripper, TD & QP .....	1
18	082129	CAM ASSEMBLY - Gripper, CD, QPC & PRO .....	1
19	100296	SCREW - Set, 1/4-28 x .500 Sq. Hd. ....	2
20	081037	CAM ASSEMBLY - Stripper, TD & QP .....	1
21	007609	SHAFT - Impression Cylinder .....	1
22	014517	RING - Retaining, 1.039 I.D. x .052 .....	1

# Parts Catalog

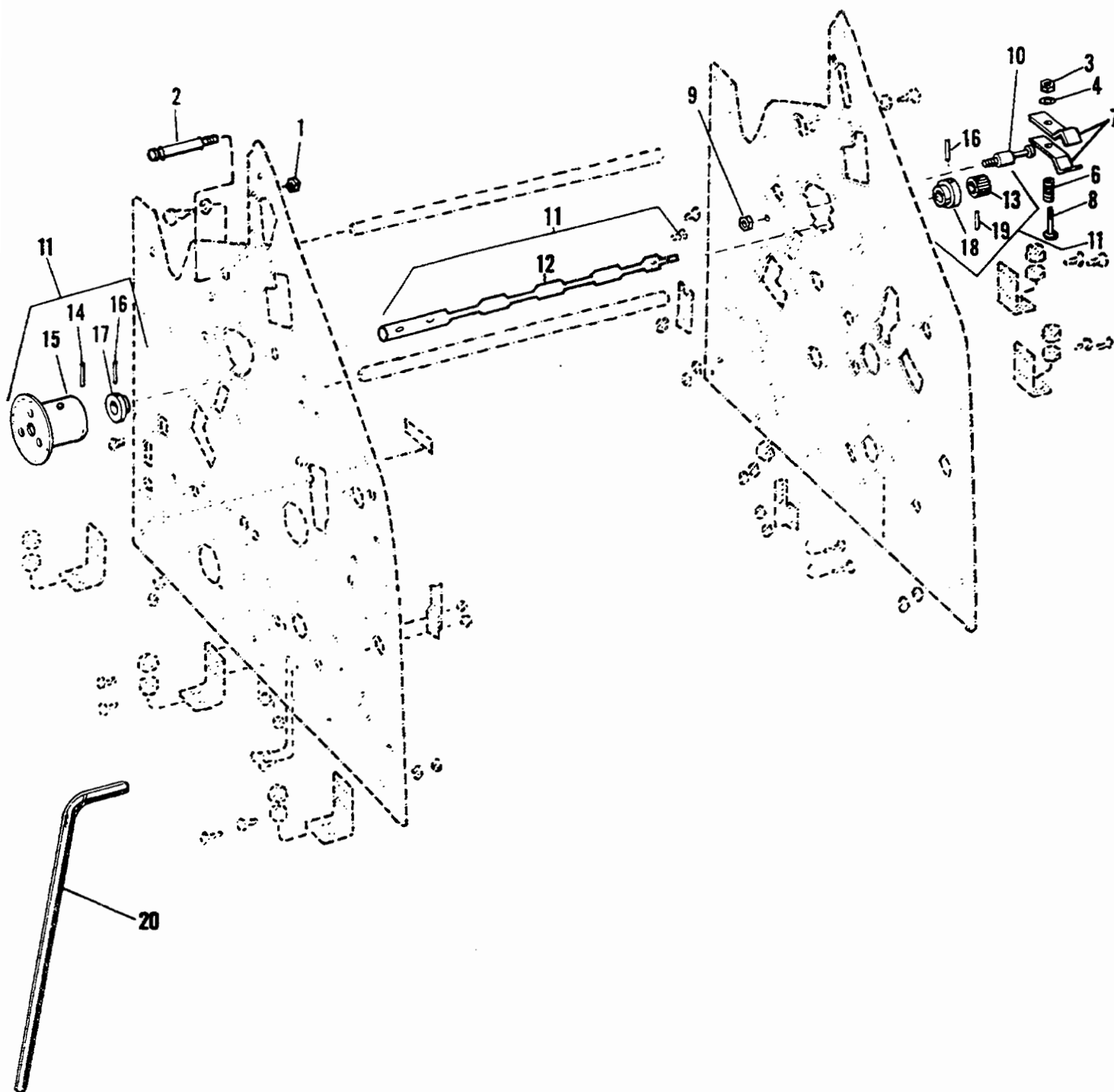


FIGURE 33  
MODEL 9815/9850 Gap Control - Impression Cylinder

# Parts Catalog

Index Part		MODEL 9805/9850 Figure 33	Units
No.	No.	Description	Per Assy.
1	014808	NUT - 10-32 .....	1
2	190768	STUD - 10-32 .....	1
3	101051	NUT - 10-32 .....	1
4	001702	WASHER - .195 I.D. x .500 O.D. x .029 .....	1
6	077836	SPRING - Compression, .400 O.D. x .718 O.A.L. ....	1
7	080452	CLAMP - W/Teeth .....	2
8	077301	SCREW - Shoulder, 10-32 .....	1
9	150085	NUT - 1/4-28 .....	1
10	193323	STUD - 1/4-28 .....	1
11	017815	SHAFT ASSEMBLY - Gap Control .....	1
12	*017816	SHAFT - Gap Control .....	1
13	073551	DRAG - Gap Clamp .....	1
14	141573	PIN - Roll, .199 O.D. x .890 O.A.L. ....	1
15	*072169	DIAL .....	1
16	001992	PIN - Roll, .135 O.D. x 1.015 O.A.L. ....	2
17	080448	CAM - R.H. ....	1
18	080449	CAM - L.H. ....	1
19	001980	PIN - Roll, .135 O.D. x .640 O.A.L. ....	1
20	196334	Allen Key For Adjusting Gap Control .....	1

\*Not Procurable Separately

# Parts Catalog

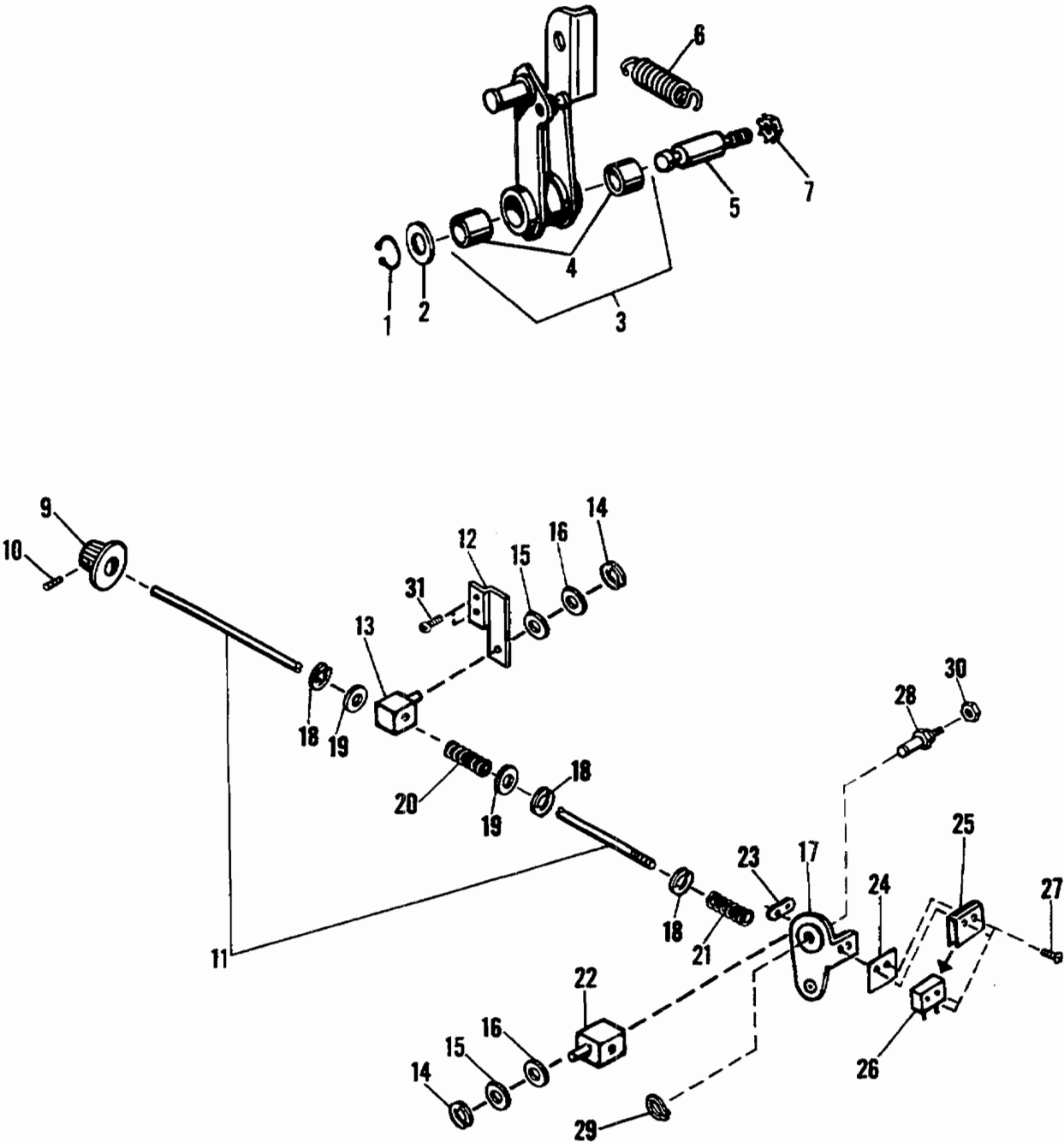


FIGURE 34  
MODEL 9815/9850 Doubles Detector Switch Assembly

# Parts Catalog

Index No.	Part No.	MODEL 9805/9850 Figure 34 Description	Units Per Assy.
1	001075	RING - Retaining, .397 I.D. x .027 .....	1
2	190149	WASHER - .441 I.D. x .687 O.D. x .029 .....	1
3	072239	DOUBLE LEVER ASSEMBLY - Feed Forwarding .....	1
4	001412	BUSHING - .441 I.D. x .565 O.D. x .375 O.A.L. ....	2
5	196233	STUD - Double Lever .....	1
6	072442	SPRING - Tension, .343 I.D. x 2.000 O.A.L. x .040 .....	1
7	150085	NUT - 1/4-28 .....	1
8	***017015	DOUBLES DETECTOR SWITCH ASSEMBLY - (Old Design) .....	1
9	016916	KNOB .....	1
10	001207	SCREW - Set, 8-32 x 3/16 .....	1
11	016920	ROD - Detector Switch Adj. ....	1
12	011945	BRACKET - Detector Adj. Rod .....	1
13	011946	ANCHOR - Pivot Detector Adj. Rod .....	1
14	100740	RING - Retaining, .357 I.D. x .045 T .....	2
15	014727	WASHER - .375 I.D. x 3/4 O.D. ....	2
16	001772	WASHER - Friction, .376 I.D. x 3/4 O.D. ....	2
17	011943	BRACKET ASSEMBLY - Detector Switch .....	1
18	001060	RING - Retaining, .208 I.D. x .027 T .....	3
19	005071	WASHER - .252 I.D. x 1/2 O.D. ....	3
20	042135	SPRING - Plunger, .295 I.D. x 11/16 O.A.L. ....	1
21	192035	SPRING - Compression, .359 O.D. x 1.000 O.A.L. ....	1
22	011948	PIVOT - Detector Adj. Rod .....	1
23	190483	NUT PLATE - 2-56 .....	1
24	017159	INSULATOR - Switch Detector .....	1
25	192855	INSULATOR - Switch .....	1
26	253025	SWITCH - S.P.D.T., 1 Amp., 125 VAC .....	1
27	100490	SCREW - 2-56 x 1/2 .....	2
28	196331	STUD - Detector Switch Pivot, QPC and PRO (Old Design) .....	1
28	193658	STUD - Detector Switch Pivot, QP (Old Design) .....	1
29	014511	RING - Retaining, .430 I.D. x .027 .....	1
30	154078	NUT - Lock, 1/4-28 .....	1
31	001586	SCREW - 8-32 x 5/16 (Old Design) .....	2

\*\*\*Not Available As An Assembly

# Parts Catalog

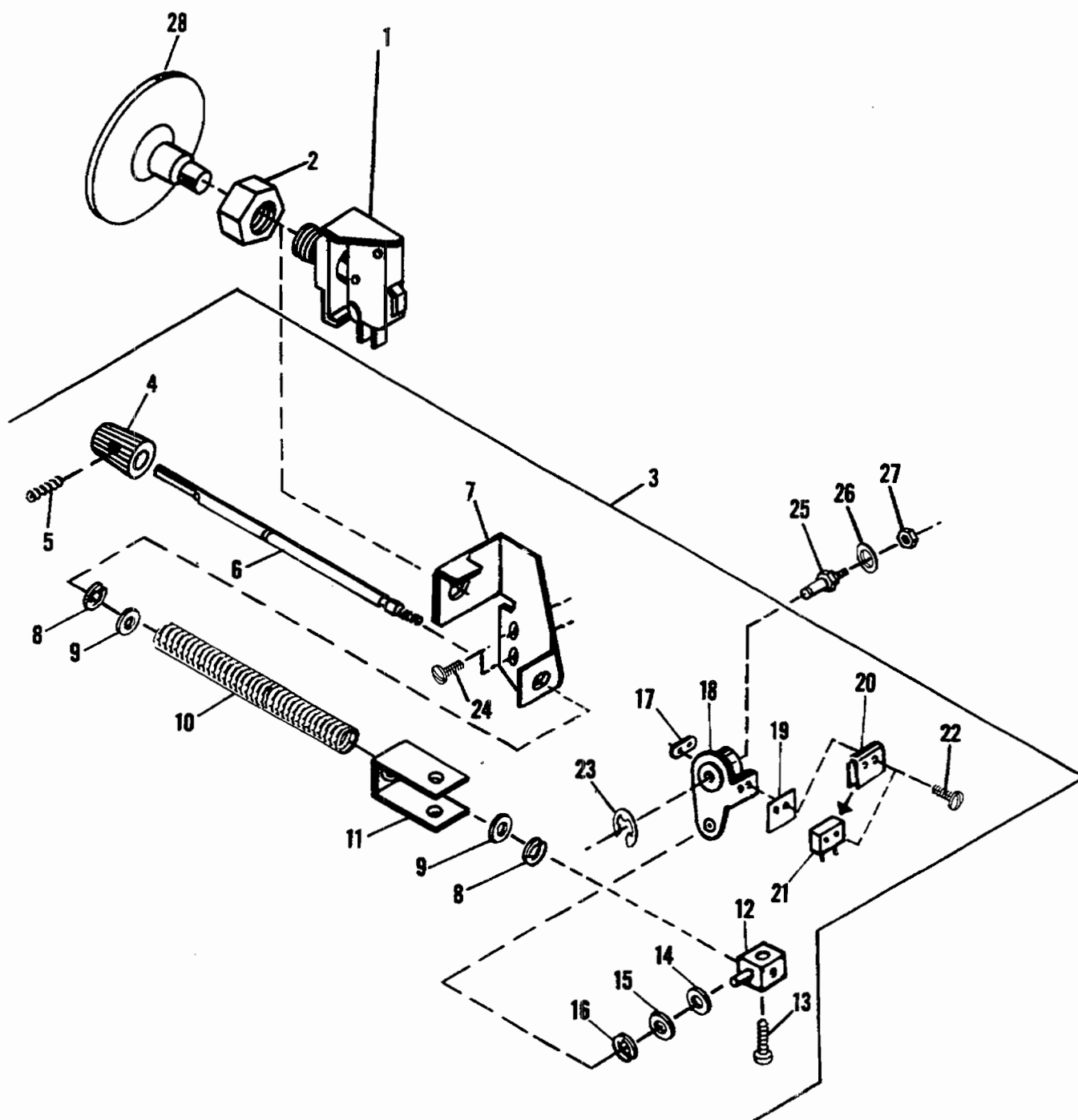


FIGURE 34A  
MODEL 9815/9850 Emergency Stop and Doubles Detector Switches



# Parts Catalog

Index No.	Part No.	MODEL 9805/9850 Figure 34A Description	Units Per Assy.
1	253853	SWITCH ASSEMBLY - Emergency Stop .....	1
2	195983	NUT - 15/32-32 x .562 O.A.L. ....	1
3	***016740	SWITCH ASSEMBLY - Doubles Detector .....	1
4	016916	KNOB .....	1
5	001207	SCREW - Set, 8-32 x 3/16 .....	1
6	016541	ROD - Detector Switch Adj. ....	1
7	018558	BRACKET - Mounting .....	1
7	087755	BRACKET - Mounting (New Design) .....	1
8	001049	RING - Retaining, .227 I.D. x .027 .....	2
9	005071	WASHER - .252 I.D. x .500 O.D. ....	2
10	196423	SPRING - Compression, 25/64 O.D. x 5" O.A.L. ....	1
11	016741	BRACKET - Stop .....	1
12	011948	PIVOT - Detector Adj. Rod .....	1
13	001588	SCREW - 10-32 x 1/4 .....	2
14	001772	WASHER - Friction, .376 I.D. x .750 O.D. ....	1
15	014727	WASHER - .375 I.D. x .750 O.D. ....	1
16	100740	RING - Retaining, .357 I.D. x .045 .....	1
17	190483	NUT PLATE - 2-56 .....	1
18	016739	BRACKET ASSEMBLY - Switch Mount .....	1
19	017159	INSULATOR - Switch Detector .....	1
20	192855	INSULATOR - Switch .....	1
21	253025	SWITCH - S.P.D.T., 1 Amp. 125 VAC .....	1
22	100490	SCREW - 2-56 x 1/2 .....	2
23	014511	RING - Retaining, .430 I.D. x .027 .....	1
24	001589	SCREW - 8-32 x 1/4 .....	2
25	296421	STUD - Switch Pivot, QPC & PRO .....	1
25	196420	STUD - Switch Pivot, QP (Not Illustrated) .....	1
26	061452	SPACER - QPC & PRO .....	1
27	154078	NUT - Lock, 1/4-28, QPC & PRO .....	1
27	078363	PIVOT - Cradle Arm, QP (Not Illustrated) .....	1
28	022843	BUTTON - Switch, Screw Type .....	1

\*\*\*Not Available As An Assembly

# Parts Catalog

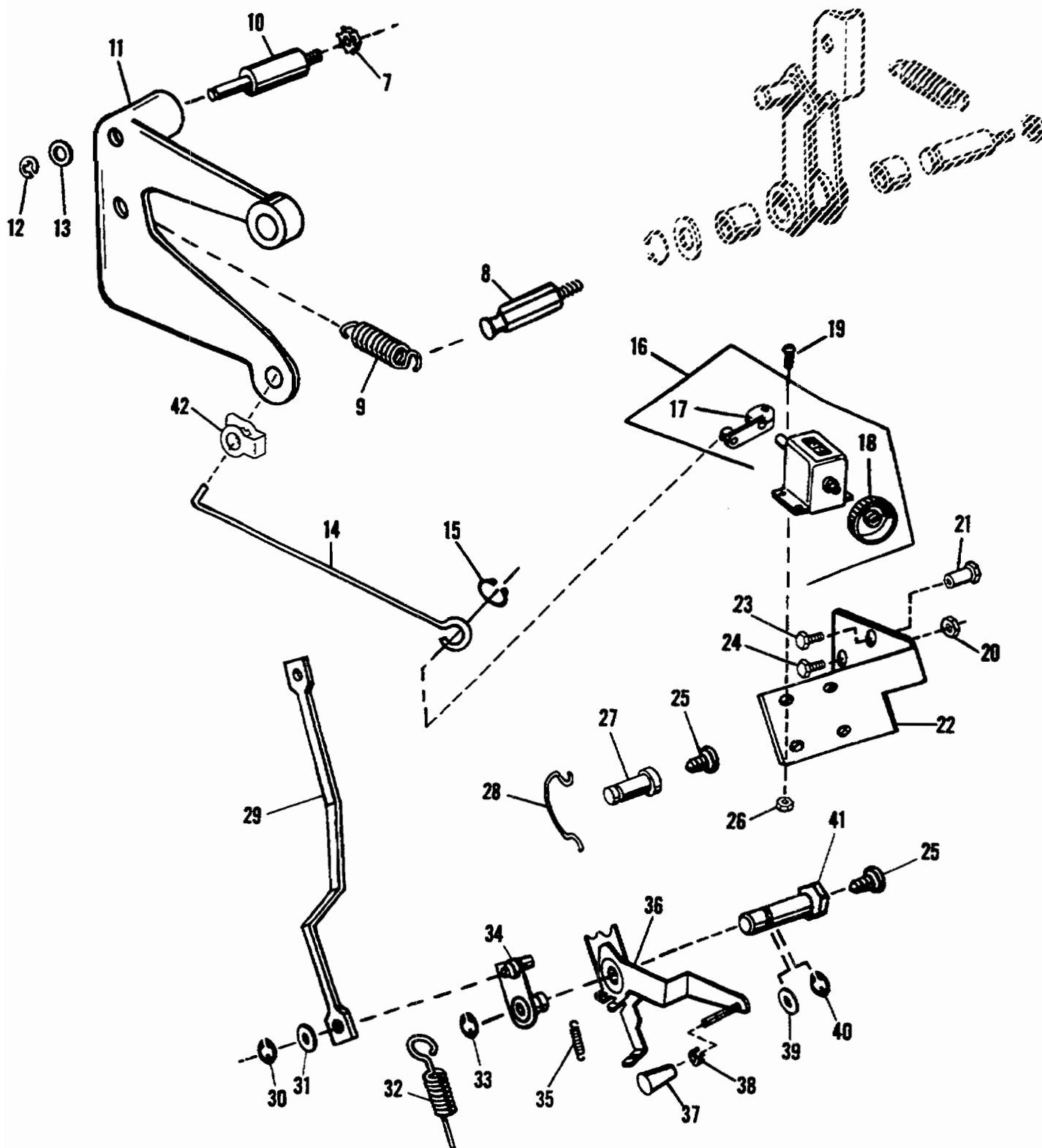


FIGURE 34B  
MODEL 9805/9810 Counter and Feed Levers

# Parts Catalog

Index No.	Part No.	MODEL 9805/9850 Figure 34C Description	Units Per Assy.
1	020444	SPRING - .468 O.D. x 1.937 O.A.L. ....	1
2	072146	CONTROL LEVER ASSEMBLY .....	1
3	100554	PIN - Spiral, .136 O.D. x .760 O.A.L. ....	2
4	*072147	LEVER .....	1
5	192895	SCREW - Shoulder, 1/4-28 x .327 .....	1
6	192896	TRUCK .....	1
7	150085	NUT - 1/4-28 .....	1
9	*072149	LEVER .....	1
10	*072151	SHAFT .....	1
11	111054	SCREW - 10-32 x 1/2 .....	6
12	001812	NUT - 10-32 .....	3
13	072152	HOUSING AND BUSHING ASSEMBLY .....	1
14	001422	BUSHING - .379 I.D. x .504 O.D. x .312 O.A.L. ....	2
15	014808	NUT - 10-32 .....	4
16	073325	SPRING - .375 O.D. x 1.375 O.A.L. x .037 .....	1
17	073326	SPRING - .312 O.D. x .781 O.A.L. x .031 .....	1
18	072129	ANCHOR - Spring .....	1
19	001046	RING - Retaining, .283 I.D. x .027 .....	1
20	072379	LEVER ASSEMBLY .....	1
21	014174	SCREW - 10-32 x 5/8 .....	1
22	072375	LEVER ASSEMBLY .....	1
23	072378	BEARING .....	1

\*Not Procurable Separately

# Parts Catalog

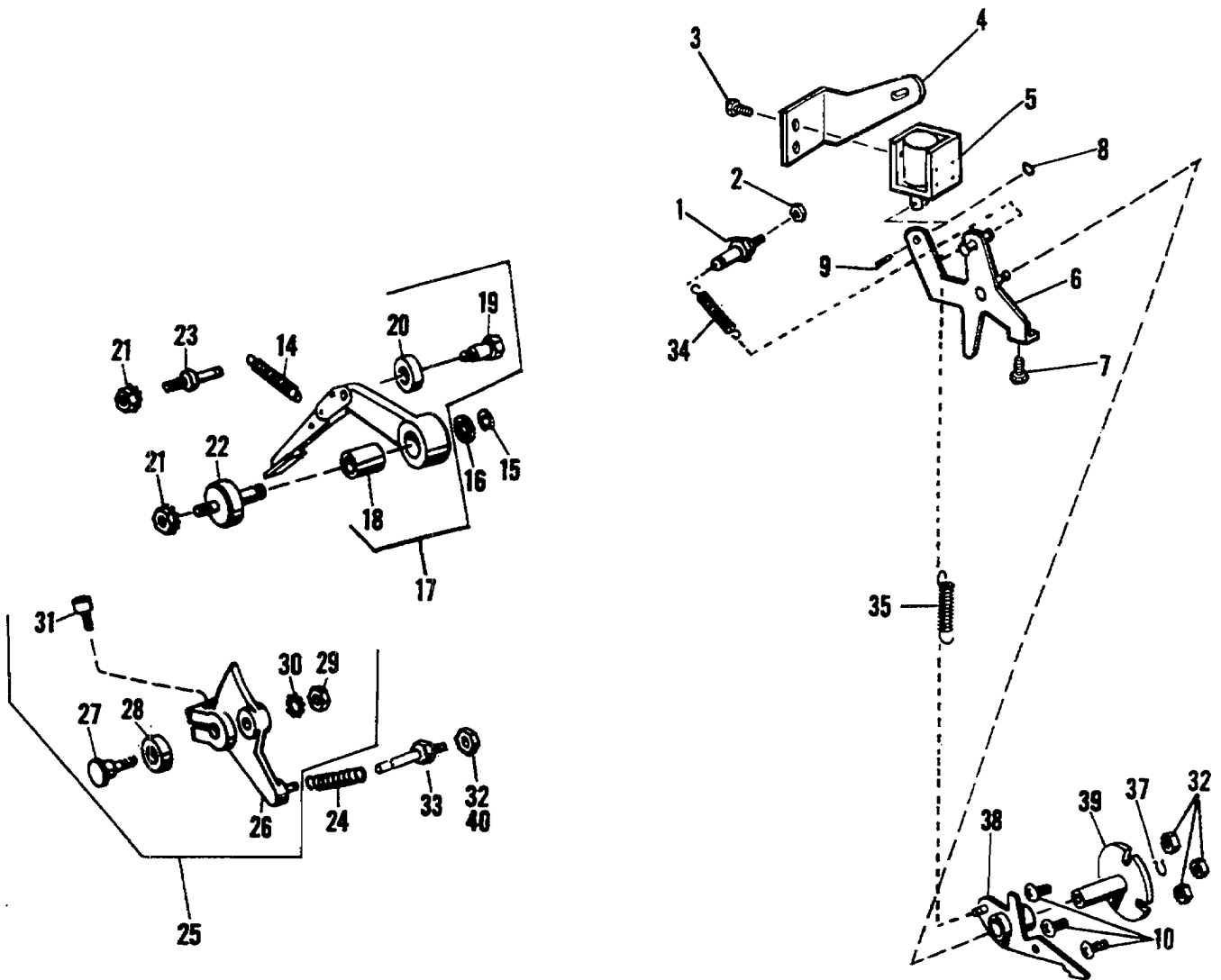


FIGURE 35  
MODEL 9815/9850 Impression Solenoid and Power Lever Assembly

# Parts Catalog

Index No.	Part No.	MODEL 9805/9850 Figure 35 Description	Units Per Assy.
1	196236	STUD - Spring Anchor .....	1
2	150083	NUT - 10-32 .....	1
3	111033	SCREW - 8-32 x 5/16 .....	2
4	009665	BRACKET - Mounting .....	1
5	252824	SOLENOID - 24 V.D.C. ....	1
6	009662	LEVER ASSEMBLY- Imp. Cyl. Latch .....	1
7	014174	SCREW - 10-32 x 5/8 .....	1
8	014515	RING - Vinyl, .080 I.D. x .160 .....	2
9	190713	PIN - Solenoid Link .....	1
10	111054	SCREW - 10-32 x 1/2 .....	3
14	072442	SPRING - Tension, .343 O.D. x 2.000 O.A.L. ....	1
15	001080	RING - Retaining, .302 I.D. x .660 O.D. x .037 .....	1
16	014727	WASHER - .385 I.D. x .760 O.D. x .032 .....	1
17	072362	POWER LEVER ASSEMBLY - Impression Cylinder .....	1
18	001446	BUSHING - .503 O.D. x .379 I.D. x .875 O.A.L. ....	1
19	192323	SCREW - Eccentric, 1/4-28 x 1/4 .....	1
20	072367	TRUCK .....	1
21	150085	NUT - 1/4-28 .....	2
22	196237	STUD - Power Lever (9815/9850) .....	1
22	072368	STUD - Power Lower (9805-9810) .....	1
23	072413	SPRING ANCHOR - Power Lever .....	1
24	072442	SPRING Tension, .343 O.D. x 2.000 O.A.L. ....	1
25	072354	LEVER ASSEMBLY - Impression Cyl. Separator .....	1
26	071561	LEVER - Impression Cyl. Separator .....	1
27	072357	PIN - Eccentric .....	1
28	072358	TRUCK - Impression Cyl. Separator Lever .....	1
29	001818	NUT - 1/4-28 .....	1
30	001740	WASHER - Lock, .267 I.D. x .506 O.D. x .030 .....	1
31	100891	SCREW - 1/4-20 x 1.000 .....	1
32	014808	NUT - 10-32 (9805-9810) .....	5
33	196235	STUD - Spring, 1 13/16 O.A.L. (9815/9850) .....	1
33	072412	STUD - Spring, 13/32 O.A.L. (9805-9810) .....	1
34	064673	SPRING - Tension, .375 O.D. x 1.375 O.A.L. ....	1
35	041774	SPRING - Tension, .250 O.D. x .781 O.A.L. ....	1
37	001046	RING - Retaining, .283 I.D. x .027 .....	2
38	009664	LEVER ASSEMBLY - Impression Cyl. Latch Lever .....	1
39	072378	BEARING - Impression Cyl. Latch Lever .....	1
40	014248	NUT - 10-32 (9815/9850) .....	1

# Parts Catalog

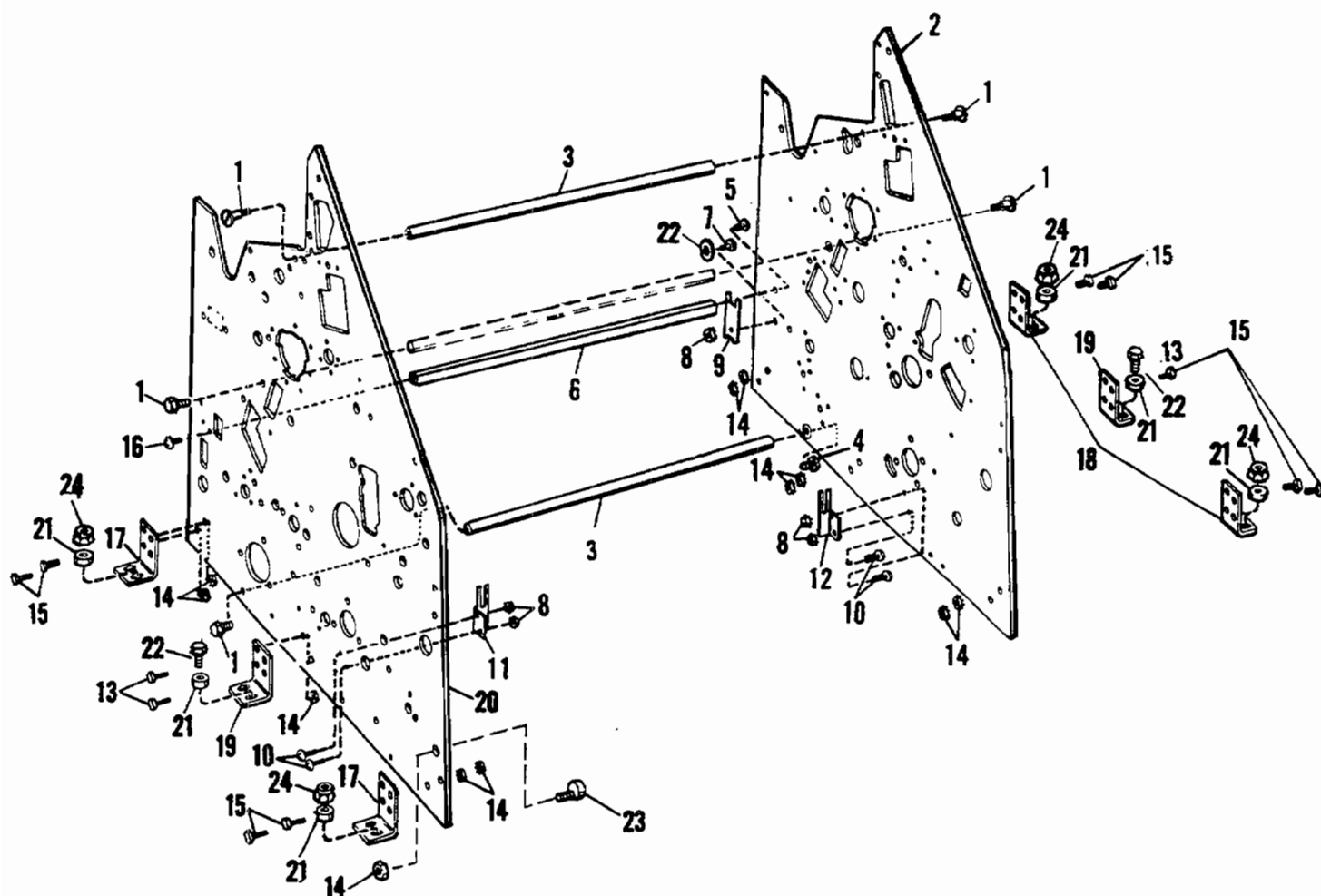


FIGURE 36  
MODEL 9815/9850 Side Frames and Tie Bars

# Parts Catalog

Index No.	Part No.	MODEL 9805/9850 Figure 36 Description	Units Per Assy.
1	193601	SCREW - Shoulder, 5/16-24 .....	4
2	017514	FRAME - Machine, N.O.S. ....	1
2	016205	FRAME - Machine, N.O.S. (Square Corners) .....	1
3	007575	TIE BAR - CD, QPC and PRO .....	2
4	076842	TIE BAR .....	1
5	111071	SCREW - 1/4-28 x 1/2, TD .....	1
6	007750	TIE BAR TD QP .....	1
7	193778	SPACER - CD, QPC and PRO .....	2
7	054147	SCREW - Shoulder, 8-32, TD and QP .....	1
8	150081	NUT - 8-32 .....	4
9	015260	LOCATING PLATE - TD and QP .....	1
10	111036	SCREW - 8-32 x 1/2 .....	4
11	072055	GUARD - R.H. ....	1
12	072056	GUARD - L.H. ....	1
14	150085	NUT - 1/4-28 .....	13
15	195296	SCREW - 1/4-28 x 3/4 .....	8
16	111075	SCREW - 1/4-28 x 7/8 .....	1
17	011055	BRACKET - Foot, O.S. ....	2
18	011056	BRACKET - Foot, N.O.S. ....	2
19	011229	BRACKET - Foot, Center .....	2
20	016204	FRAME - Machine, O.S. (Square Corners) .....	1
21	191782	SPACER - .318 I.D. x 9/16 x .152 .....	6
21	193808	SPACER - (9840 B ) .....	6
22	111089	SCREW - 5/16-24 x 5/8 .....	2
23	190116	STOP - Height Regulator .....	1
24	001824	NUT - Lock, 5/16-18 .....	4
25	196393	SCREW - Dowel, 1/4-28 x 5/8 (CD, QPC and PRO) .....	4

# Parts Catalog

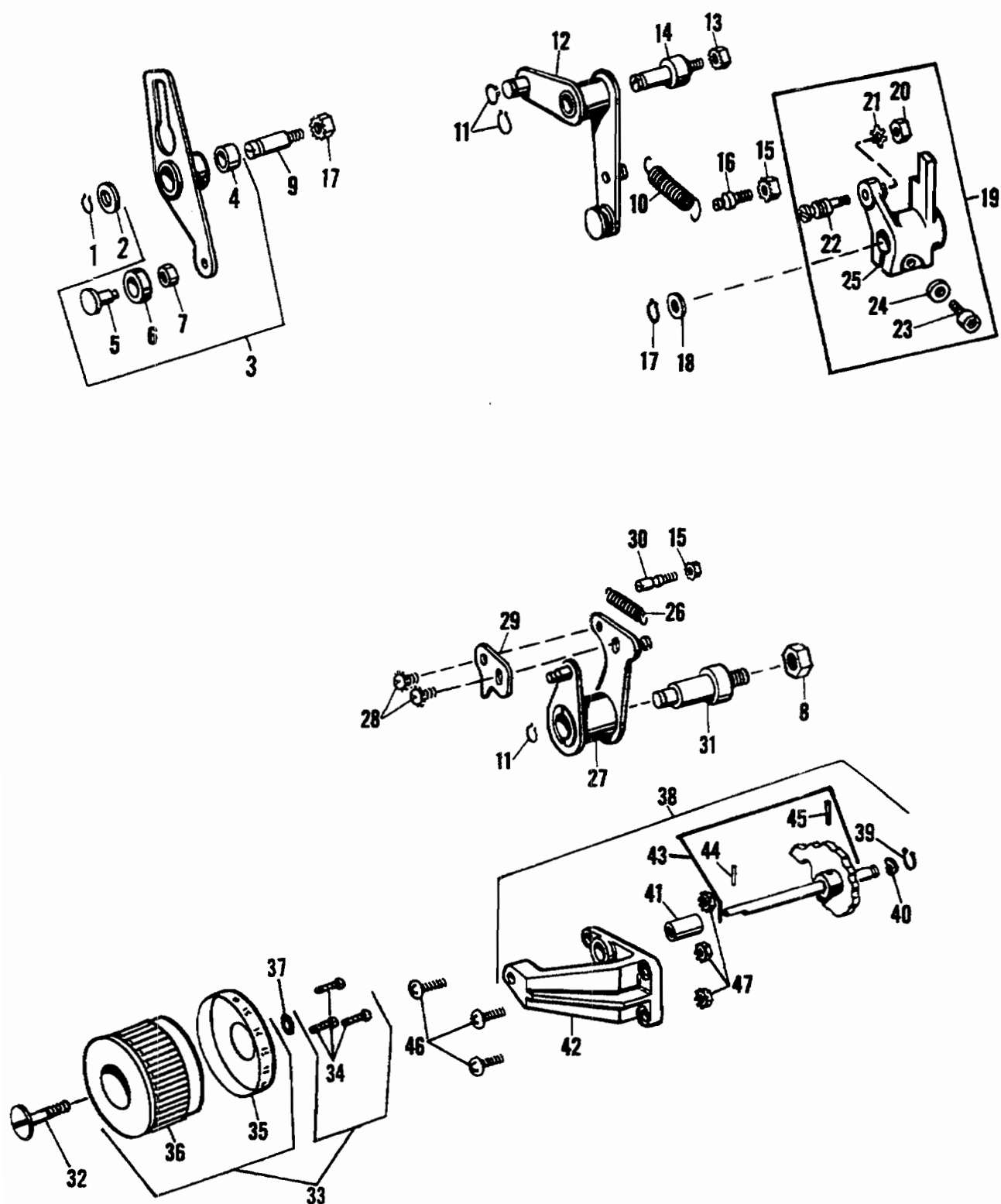


FIGURE 37  
MODEL 9815/9850 Buckle Adjusting and Lever Assemblies



# Parts Catalog

Index No.	Part No.	MODEL 9805/9850 Figure 37 Description	Units Per Assy.
1	001075	RING - Retaining, .397 I.D. x .027 .....	1
2	190149	WASHER - .441 I.D. x .687 O.D. x .029 .....	1
3	007743	LEVER ASSEMBLY - Forwarding .....	1
4	001493	BUSHING .....	1
5	072790	RIVET .....	1
6	072176	TRUCK .....	1
7	072175	BUSHING .....	1
8	150089	NUT - 3/8-24 .....	2
9	190110	STUD - Forwarding Lever Assembly .....	1
10	078744	SPRING - Tension, .406 O.D. x 1.937 O.A.L. ....	1
11	001047	RING - Retaining, .340 I.D. x .027 .....	3
12	072199	HUB ASSEMBLY - Buckle Adjustment .....	1
13	150085	NUT - 1/4-28 .....	1
14	072201	STUD - Buckle Adjustment Hub .....	1
15	014808	NUT - 10-32 .....	2
16	072186	SPRING ANCHOR - Buckle Adjustment Hub Spring .....	1
17	001062	RING - Retaining, .258 I.D. x .027 .....	1
18	016574	WASHER - .315 I.D. x .687 O.D. x .047 .....	1
19	072382	LEVER ASSEMBLY - Counter Operating .....	1
20	014844	NUT - 8-32 .....	1
21	001722	WASHER - Lock, .172 I.D. x .375 O.D. x .020 .....	1
22	072427	PIN - Eccentric .....	1
23	014219	SCREW - 1/4-20 x 3/4 .....	1
24	005071	WASHER - .253 I.D. x .500 O.D. x .059 .....	1
25	072383	LEVER - Counter Operating .....	1
26	073333	SPRING - Tension, .296 O.D. x 1.187 O.A.L. ....	1
27	072488	LEVER ASSEMBLY - Double .....	1
28	001691	SCREW - 10-32 x 1/4 .....	2
29	072491	PLATE - Contacting Regulator .....	1
30	072482	SPRING ANCHOR - Double Lever Spring .....	1
31	080153	STUD - Double Lever .....	1
32	196247	SCREW - Special, 10-32 x 1-1/8 .....	1
33	017806	KNOB ASSEMBLY- Buckle Adjusting .....	1
34	014529	RIVET - Drive, #2 x 1/4 .....	3
35	017750	DIAL - Buckle Adjusting Knob .....	1
36	017738	KNOB - Buckle Adjusting .....	1
37	039642	RING - Vinyl, .155 I.D. x .075 .....	1
38	076605	CAM SHAFT AND HOUSING ASSEMBLY .....	1
39	001046	RING - Retaining, .283 I.D. x .027 .....	1
40	195645	WASHER - Spring, .324 I.D. x .510 O.D. x .085 .....	1
41	001498	BUSHING - .316 I.D. x .504 .....	1
42	072207	HOUSING ASSEMBLY - Cam .....	1
43	072205	SHAFT ASSEMBLY - Cam .....	1
44	001990	PIN - Roll, .135 O.D. x .515 O.A.L. ....	1
45	014902	PIN - Taper, .110 O.D. x .720 O.A.L. ....	1
46	014149	SCREW - 10-32 x 11/16 .....	3
47	150083	NUT - 10-32 .....	3

# Parts Catalog

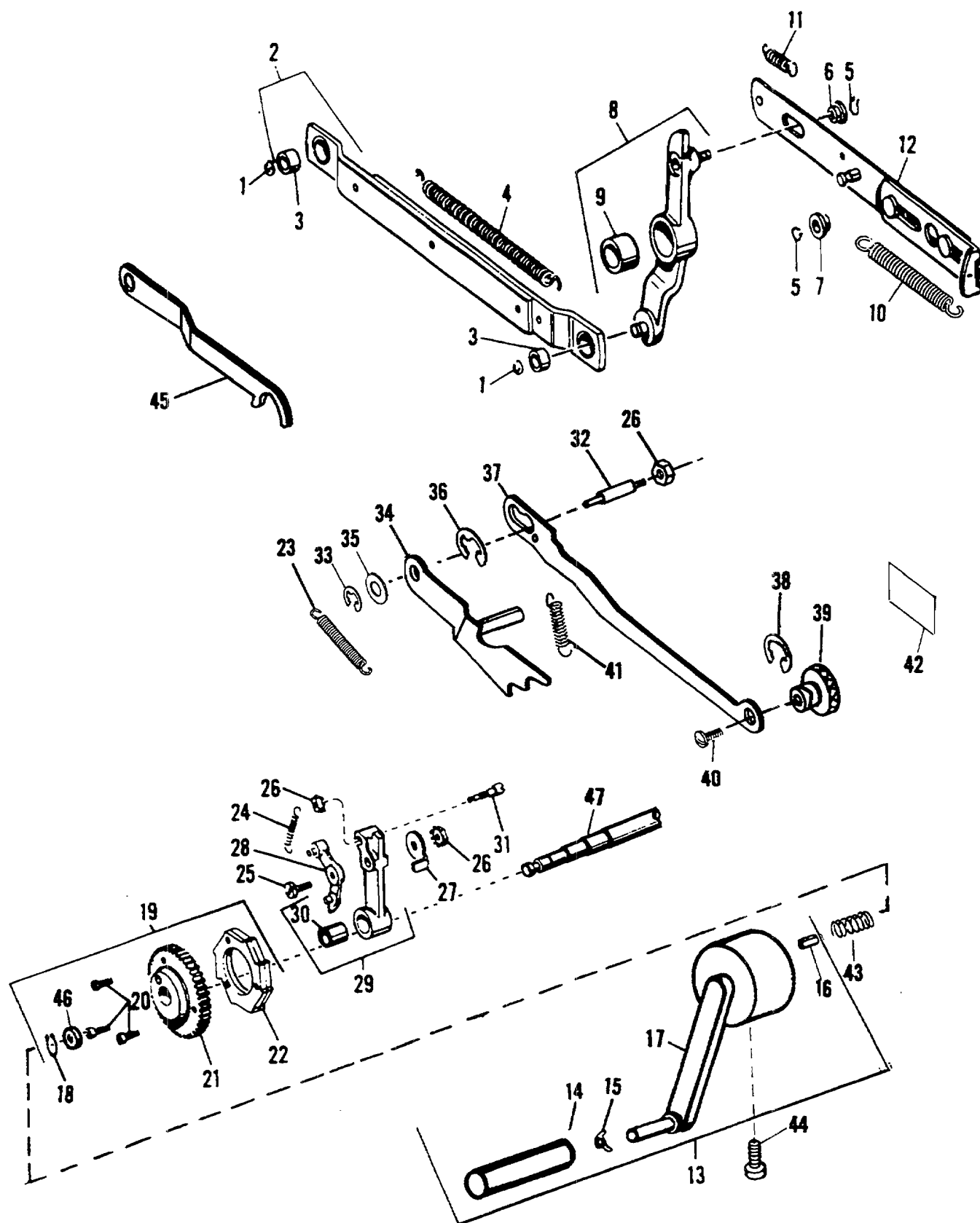


FIGURE 38  
MODEL 9815/9850 Power Link and Related Feed Mechanism

# Parts Catalog

Index No.	Part No.	MODEL 9805/9850 Figure 38 Description	Units Per Assy.
1	001095	RING - Retaining, .245 I.D. x .500 O.D. x .027 .....	2
2	073373	LINK ASSEMBLY .....	1
3	001472	BUSHING .....	2
4	073381	SPRING - .500 O.D. x 4.687 O.A.L. ....	1
5	001049	RING - Retaining, .227 I.D. x .027 .....	2
6	072471	BUSHING .....	1
7	072472	BUSHING .....	1
8	072589	LEVER ASSEMBLY .....	1
9	001469	BUSHING .....	1
10	072512	SPRING - .343 O.D. x 3.031 O.A.L. ....	1
11	041777	SPRING - .312 O.D. x 1.344 O.A.L. ....	1
12	072504	LINK ASSEMBLY .....	1
13	017803	HAND CRANK ASSEMBLY .....	1
14	017715	HANDLE .....	1
15	003042	SPRING LOCK .....	1
16	014966	PIN - Roll, .264 O.D. x 1.355 O.A.L. ....	1
17	*	HAND CRANK WITH STUD .....	1
18	001048	RING - Retaining, .463 I.D. x .037 .....	1
19	017644	RATCHET AND GEAR ASSEMBLY - 32 Tooth .....	1
19	080204	RATCHET AND GEAR ASSEMBLY - 16 Tooth .....	1
20	014158	SCREW - 10-32 x 1/2 .....	3
21	080144	GEAR .....	1
22	017645	RATCHET - 32 Tooth .....	1
22	072568	RATCHET - 16 Tooth .....	1
23	072544	SPRING - .406 O.D. x 3.125 O.A.L. ....	1
24	064590	SPRING - .218 O.D. x .937 O.A.L. ....	1
25	072586	SCREW - Shoulder, 1/4-28 .....	1
26	150085	NUT - 1/4-28 .....	1
27	072580	ANCHOR - Spring .....	1
28	017647	PAWL ASSEMBLY .....	1
28	072581	PAWL ASSEMBLY (9840 B) .....	1
29	072576	LEVER ASSEMBLY .....	1
30	001470	BUSHING .....	1
31	072579	STUD - Spring .....	1
32	072621	STUD .....	1
33	001080	RING - Retaining, .302 I.D. x .660 O.D. x .037 .....	1
34	075836	PAWL .....	1
35	192202	WASHER - .385 I.D. x .625 O.D. x .010 .....	1
36	001094	RING - Retaining, .388 I.D. x .800 O.D. x .040 .....	1
37	017128	LINK - (First Design) .....	1
37	010142	LINK - (Second Design) .....	1
38	001785	RING - Crescent, .880 I.D. x 1.130 O.D. x .044 .....	1
39	017125	KNOB .....	1
40	054147	SCREW - Shoulder, 8-32 .....	1
41	006987	SPRING - .296 O.D. x 1.468 O.A.L. ....	1
42	017783	METAL CAL .....	1
43	190329	SPRING - Compression, .359 O.D. x 1.000 O.A.L. ....	1
44	072620	SCREW - Shoulder, 10-32 .....	1
45	017643	PAWL - Stop (First Design) .....	1
45	072631	PAWL - (9840 B) .....	1
46	194868	SPACER - .520 I.D. x .687 O.D. x .125 .....	1
47	017151	SHAFT ASSEMBLY - Table Raise .....	1

\*Not Procurable Separately

# Parts Catalog

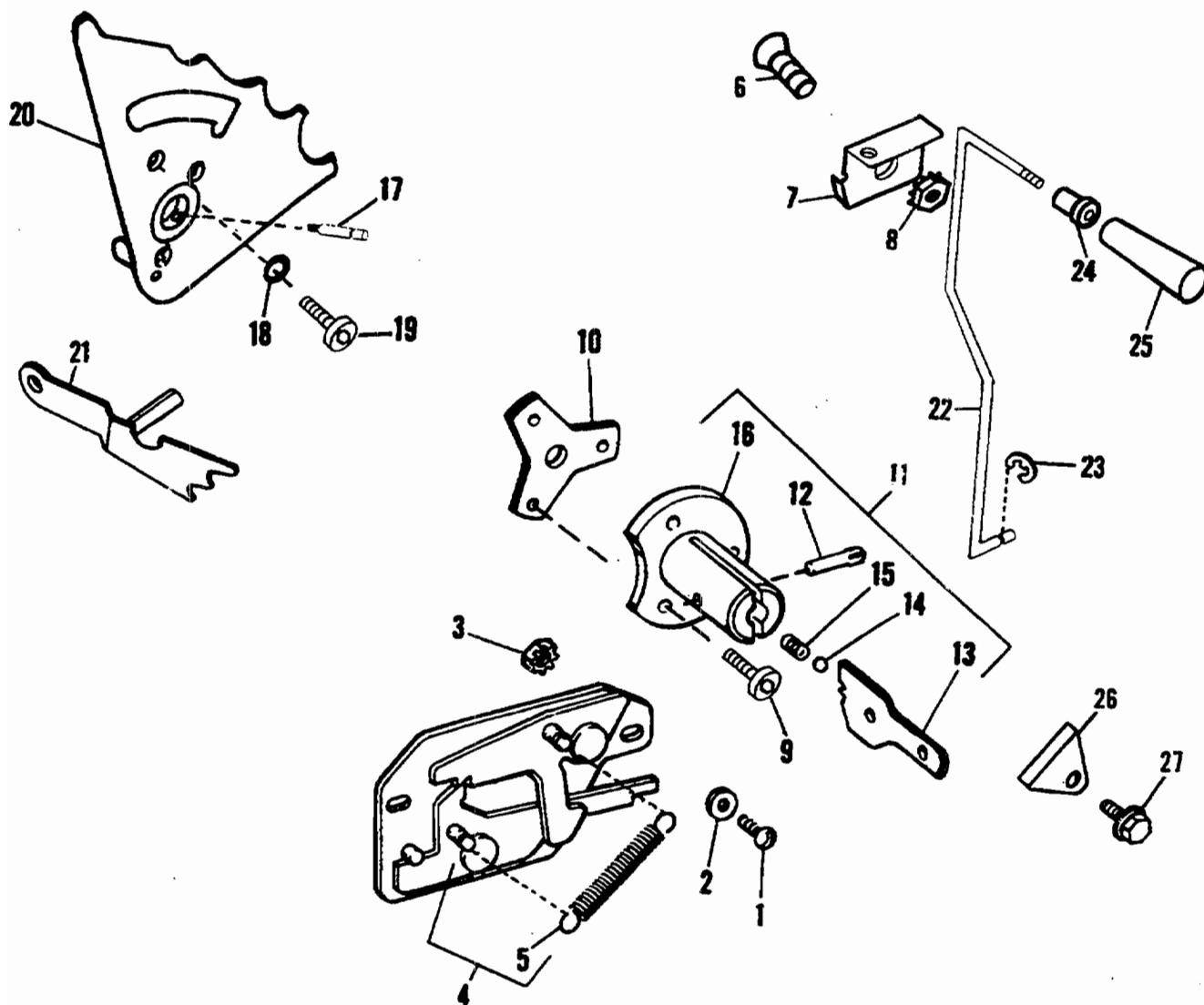


FIGURE 38A  
MODEL 9815/9850 Alternate Sheet Feed

# Parts Catalog

Index No.	Part No.	MODEL 9805/9850 Figure 38A Description	Units Per Assy.
1	001185	SCREW - 10-32 x 7/16 .....	2
2	021563	WASHER - .194 I.D. ....	2
3	014808	NUT - 10-32 .....	2
4	075555	PLATE AND LEVER ASSEMBLY .....	1
5	073325	SPRING - Tension, .375 O.D x 1.375 O.A.L. ....	1
6	100585	SCREW - 1/4-28 x 3/4 .....	1
7	018213	BRACKET .....	1
8	014807	NUT - Lock, 1/4-28 .....	1
9	100345	SCREW - Cap, 10-32 x 5/8 .....	3
10	074915	PLATE - Adapter .....	1
12	075833	FEED CONTROL ASSEMBLY - Alternate Sheet .....	1
12	075567	PIN - Control Lever Pivot .....	1
13	018209	LEVER - Feed Control .....	1
14	075566	BEARING - Feed Control Assembly .....	1
15	190266	SPRING - Compression, .178 O.D. x 12/32 O.A.L. ....	1
16	075834	STUD - Feed Control Lever .....	1
18	071610	ECCENTRIC - Cam .....	1
19	014350	SCREW - Cap, 10-32 x 5/16 .....	1
20	075537	CAM - Sequence .....	1
21	075836	PAWL .....	1
22	018214	ROD .....	1
23	014504	RING - Retaining, .144 I.D. x .025 .....	1
24	101692	BUSHING - Nylon .....	1
25	037060	KNOB .....	1
26	075839	RETAINER - Feed Control .....	1
27	111051	SCREW - 10-32 x 5/16 .....	1

# Parts Catalog

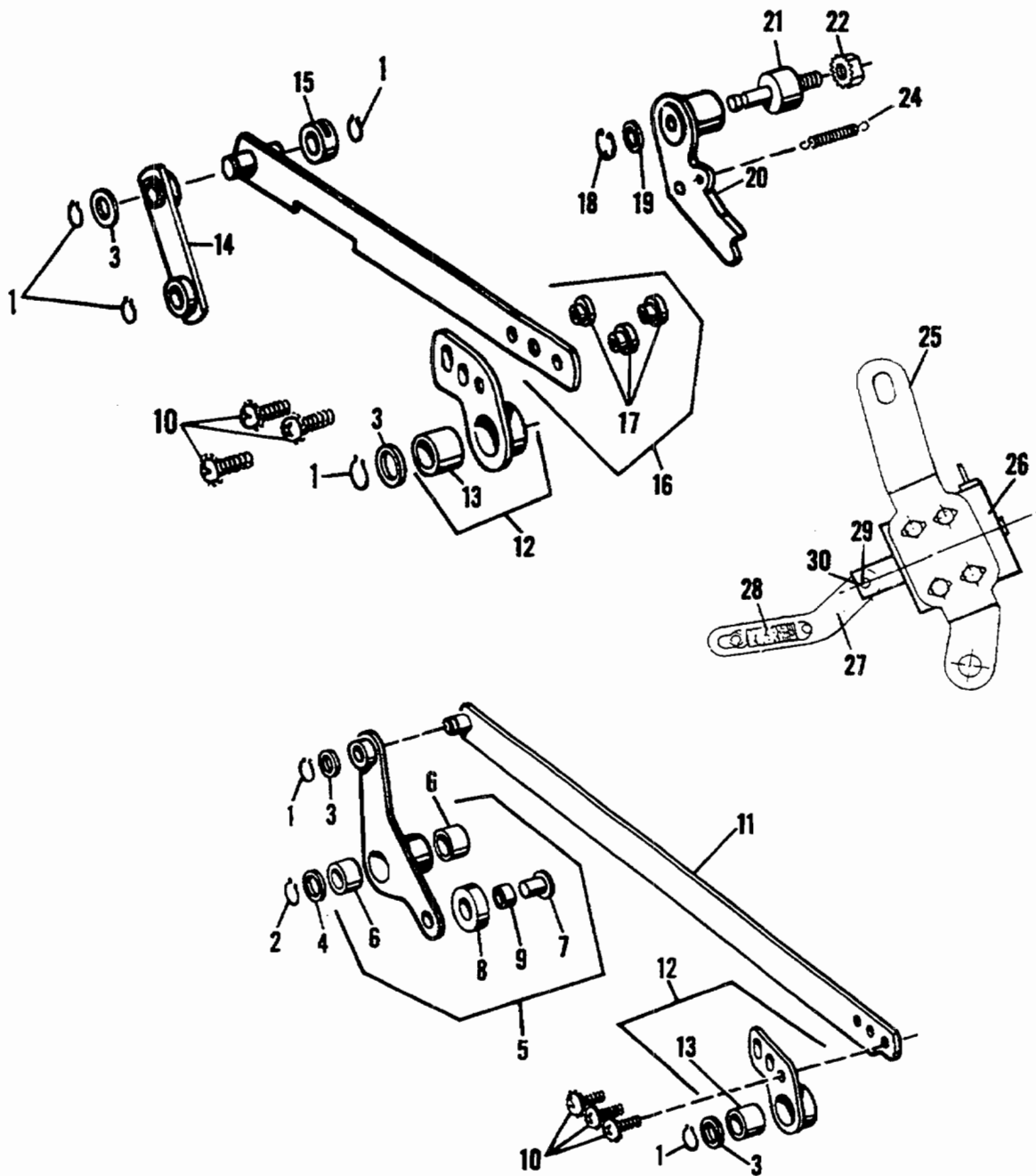


FIGURE 39  
MODEL 9815/9850 Feed Link Assemblies

# Parts Catalog

Index No.	Part No.	MODEL 9805/9850 Figure 39 Description	Units Per Assy.
1	001047	RING - Retaining, .340 I.D. x .027 .....	6
2	001075	RING - Retaining, .397 I.D. x .027 .....	1
3	014703	WASHER - .384 I.D. x .562 O.D. x .029 .....	4
4	190149	WASHER - .441 I.D. x .687 O.D. x .029 .....	1
5	072177	LEVER ASSEMBLY - Follower, Feed .....	1
6	001412	BUSHING - .441 I.D. x .565 O.D. x .375 O.A.L. ....	2
7	072790	RIVET .....	1
8	072176	ROLLER .....	1
9	072175	BUSHING - .220 I.D. x .313 O.D. x .324 O.A.L. ....	1
10	111035	SCREW - 8-32 x 7/16 .....	6
11	072243	LINK ASSEMBLY - Feed, Long .....	1
12	072233	ADJUSTING PLATE ASSEMBLY .....	2
13	001404	BUSHING - .379 I.D. x .504 O.D. x .500 .....	2
14	072189	LINK ASSEMBLY - Buckle Adjusting .....	1
15	072210	BEARING - .380 I.D. x .750 O.D. ....	1
16	072230	LINK ASSEMBLY - Forwarding, Short .....	1
17	014835	FASTENERS - 8-32 .....	3
18	001095	RING - Retaining, .245 I.D. x .500 O.D. x .027 .....	1
19	001766	WASHER - .323 I.D. x .500 O.D. x .029 .....	1
20	009530	LATCH ASSEMBLY - (9815/9850) .....	1
20	084092	LATCH ASSEMBLY - (9805-9810) .....	1
21	072534	STUD - Eccentric .....	1
22	150085	NUT - 1/4-28 .....	2
24	196469	SPRING - Tension, 19/64 O.D. x 1 17/32 O.A.L. ....	1
25	009527	SOLENOID BRACKET .....	1
26	252824	FEED SOLENOID .....	1
27	009531	LINK .....	1
28	192181	SPRING .....	1
29	190713	PIN 1 .....	1
30	014515	RING - Retaining .....	2

# Parts Catalog

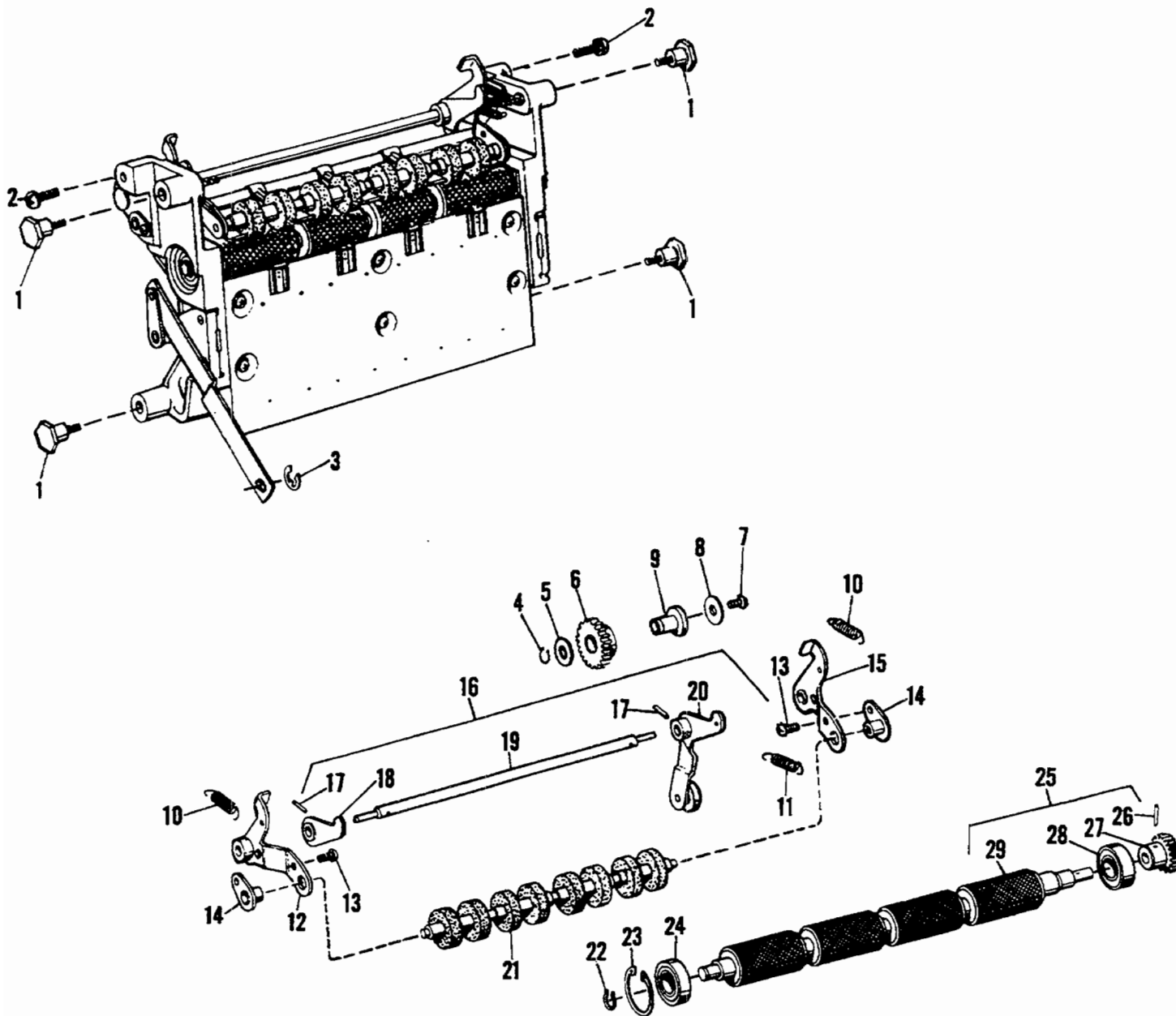


FIGURE 40  
MODEL 9815/9850 Main Tie Bar Assembly - Part I



# Parts Catalog

Index No.	Part No.	MODEL 9805/9850 Figure 40 Description	Units Per Assy.
1	072154	SCREW - Shoulder .....	4
2	111073	SCREW - 1/4-28 x 5/8 .....	2
3	001080	RING - Retaining, .302 I.D. x .660 O.D. x .037 .....	2
4	001047	RING - Snap, .340 I.D. x .027 .....	1
5	014727	WASHER - .380 I.D. x .750 O.D. x .029 .....	1
6	072126	GEAR ASSEMBLY - Idler .....	1
7	111074	SCREW - 1/4-28 x 3/4 .....	1
8	016572	WASHER - .255 I.D. x .875 O.D. x .059 .....	1
9	072220	STUD .....	1
10	041776	SPRING - Tension, .343 O.D. x 1.375 O.A.L. ....	2
11	050435	SPRING - Tension, .250 O.D. x 1.375 O.A.L. ....	1
12	071556	LEVER ASSEMBLY - Segment Roll, R.H. ....	1
13	100701	SCREW - 10-32 x 3/8 .....	2
14	074400	BEARING ASSEMBLY - Segment Roll .....	2
15	078301	LEVER ASSEMBLY - Segment Roll, L.H. ....	1
16	007651	SHAFT ASSEMBLY - Operating Lever .....	1
17	100554	PIN - Roll, .136 O.D. x .760 O.A.L. ....	2
18	*072090	LEVER .....	1
19	*007652	SHAFT .....	1
20	*078417	TRUCK AND LEVER .....	1
21	007641	SHAFT ASSEMBLY .....	1
22	001074	RING - Retaining, .430 I.D. x .027 .....	1
23	001067	RING - Retaining, 1.641 O.D. x .038, internal .....	1
24	072124	BEARING - Lower Forwarding Roller .....	1
25	007647	ROLLER ASSEMBLY .....	1
26	100554	PIN - Spiral, .112 O.D. ....	1
27	*072125	GEAR .....	1
28	072124	BEARING .....	1
29	*007648	ROLLER - Lower Forwarding .....	1

\*Not Procurable Separately

# Parts Catalog

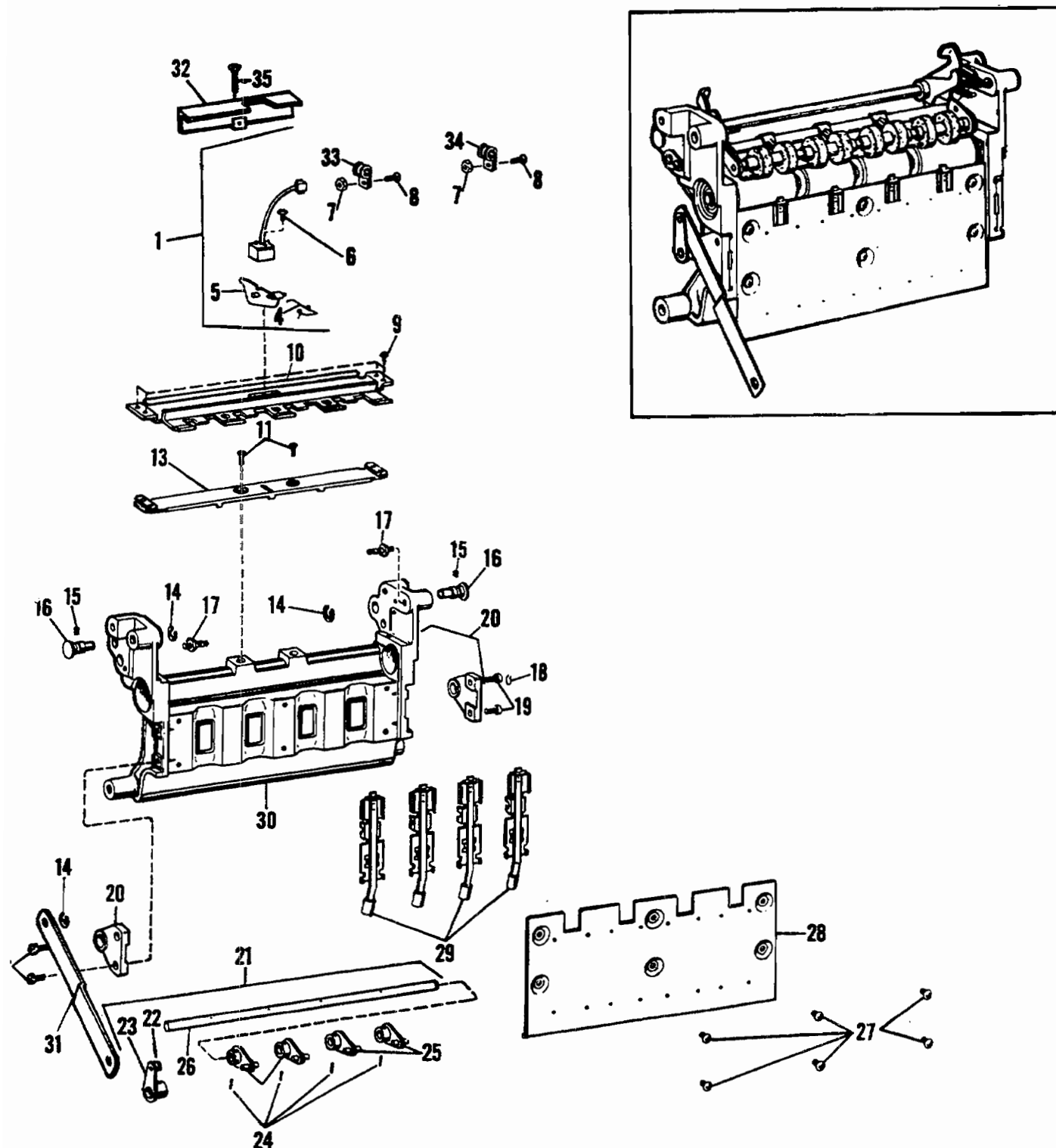


FIGURE 41  
MODEL 9815/9850 Main Tie Bar Assembly - Part II

# Parts Catalog

Index No.	Part No.	MODEL 9805/9850 Figure 41 Description	Units Per Assy.
1	009532	PAPER SENSOR .....	1
4	009535	SPRING - Torsion, Interrupter .....	1
5	009536	INTERRUPTER - Sensor .....	1
6	100678	SCREW - 4-40 x 5/8 .....	1
7	014811	NUT - 8-32 .....	2
8	014369	SCREW - 8-32 x 3/8 .....	2
9	001687	SCREW - 8-32 x 1/2 .....	4
10	009538	PAPER CHUTE - Upper .....	1
11	001542	SCREW - 10-32 x 7/16 .....	1
12	191308	SPACER - Paper Chute (Old Design Not Illustrated) .....	2
13	016325	PAPER CHUTE - Lower .....	1
14	001080	RING - Retaining, .302 I.D. x .660 O.D. x .037 .....	3
15	014372	SCREW - Set, 10-32 x 1/4 .....	2
16	072099	PIVOT - Segment Roller Shaft .....	2
17	072106	SPRING ANCHOR .....	2
18	001046	RING - Snap, .283 I.D. x .027 .....	1
19	014158	SCREW - 10-32 x 1/2 .....	4
20	073712	BEARING BRACKET ASSEMBLY - Finger Operating .....	2
21	017133	SHAFT ASSEMBLY - Finger Operating .....	1
22	000020	PIN - Taper, .112 O.D. x .625 O.A.L. ....	1
23	*072134	LEVER - Finger Operating .....	1
24	001984	PIN - Roll, .103 O.D. x .640 O.A.L. ....	6
25	*072136	LEVER - Finger Operating .....	6
26	*007650	SHAFT - Finger Operating .....	1
27	001106	SCREW - 10-32 x 5/16 .....	6
28	017134	APRON ASSEMBLY .....	1
29	072143	FINGER AND TUBE ASSEMBLY .....	6
30	009537	CASTING - Main Tie Bar .....	1
31	080411	LINK .....	1
32	018402	COVER - Plastic .....	
33	100483	CLAMP - Cable, 1/8 I.D. ....	1
34	250202	CLAMP - Cable, 1/8 I.D. ....	1
35	122502	SCREW - 4-40 x 5/16 .....	1

\*Not Procurable Separately

# Parts Catalog

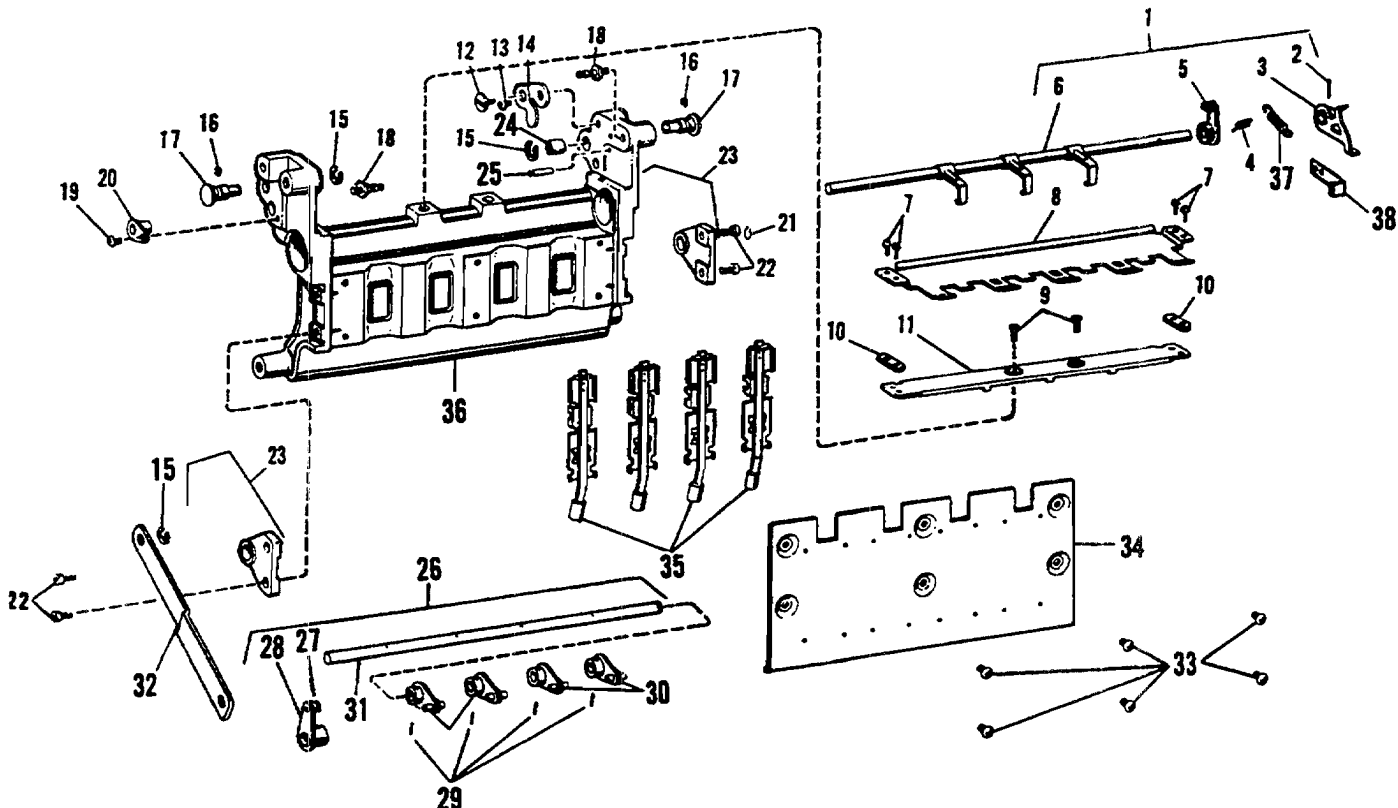
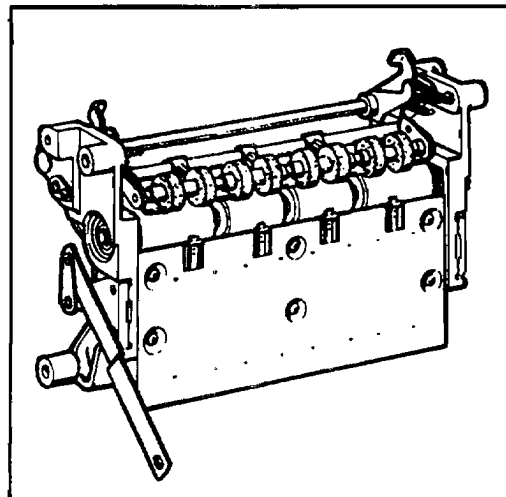


FIGURE 41A  
MODEL 9805/9810 Main Tie Bar Assembly - Mechanical

# Parts Catalog

Index No.	Part No.	MODEL 9805/9850 Figure 41A Description	Units Per Assy.
1	007645	SHAFT ASSEMBLY .....	1
2	001980	PIN - Roll, .135 O.D. x .640 O.A.L. ....	1
3	*072110	LEVER - Paper Feeler Shaft .....	1
4	001650	SCREW - Set, 10-32 x 3/16 .....	1
5	071504	LEVER - Paper Feeler Shaft .....	1
6	*007646	SHAFT - PAPER FEELER .....	1
7	001687	SCREW - 8-32 x 1/2 .....	4
8	007643	PAPER CHUTE - Upper .....	1
9	001542	SCREW - 10-32 x 7/16 .....	2
10	191308	SPACER - Paper Chute .....	2
11	016325	PAPER CHUTE - Lower .....	1
12	072160	SCREW - 1/4-28 .....	1
13	001688	SCREW - 10-32 x 3/8 .....	1
14	072159	LEVER - Paper Feeler Stop .....	1
15	001080	RING - Retaining, .302 I.D. x .660 O.D. x .037 .....	3
16	014372	SCREW - Set, 10-32 x 1/4 .....	2
17	072099	PIVOT - Segment Roller Shaft .....	2
18	072106	SPRING ANCHOR .....	2
19	001688	SCREW- 10-32 x 3/8 .....	1
20	071505	BEARING BRACKET ASSEMBLY - Feeler Shaft .....	1
21	001046	RING - Snap, .283 I.D. x .027 .....	1
22	014158	SCREW - 10-32 x 1/2 .....	4
23	073712	BEARING BRACKET ASSEMBLY - Finger Operating .....	2
24	001462	BUSHING - Main Tie Bar .....	1
25	014562	SPRING ANCHOR .....	1
26	017133	SHAFT ASSEMBLY - Finger Operating .....	1
27	000020	PIN - Taper, .112 O.D. x .625 O.A.L. ....	1
28	*072134	LEVER - Finger Operating .....	1
29	001984	PIN - Roll, .103 O.D. x .640 O.A.L. ....	4
30	*072136	LEVER - Finger Operating .....	4
31	*007650	SHAFT - Finger Operating .....	1
32	080411	SHORT LINK - Finger Operating .....	1
33	001106	SCREW - 10-32 x 5/16 .....	6
34	017134	APRON ASSEMBLY .....	1
35	072143	FINGER AND TUBE ASSEMBLY .....	6
36	009537	CASTING - Main Tie Bar .....	1
37	074508	SPRING - Tension, .250 O.D. x .781 O.A.L. (Light Weight) .....	1
38	074507	SPRING HOOK - (Light Weight) .....	1

\*Not Procurable Separately

# Parts Catalog

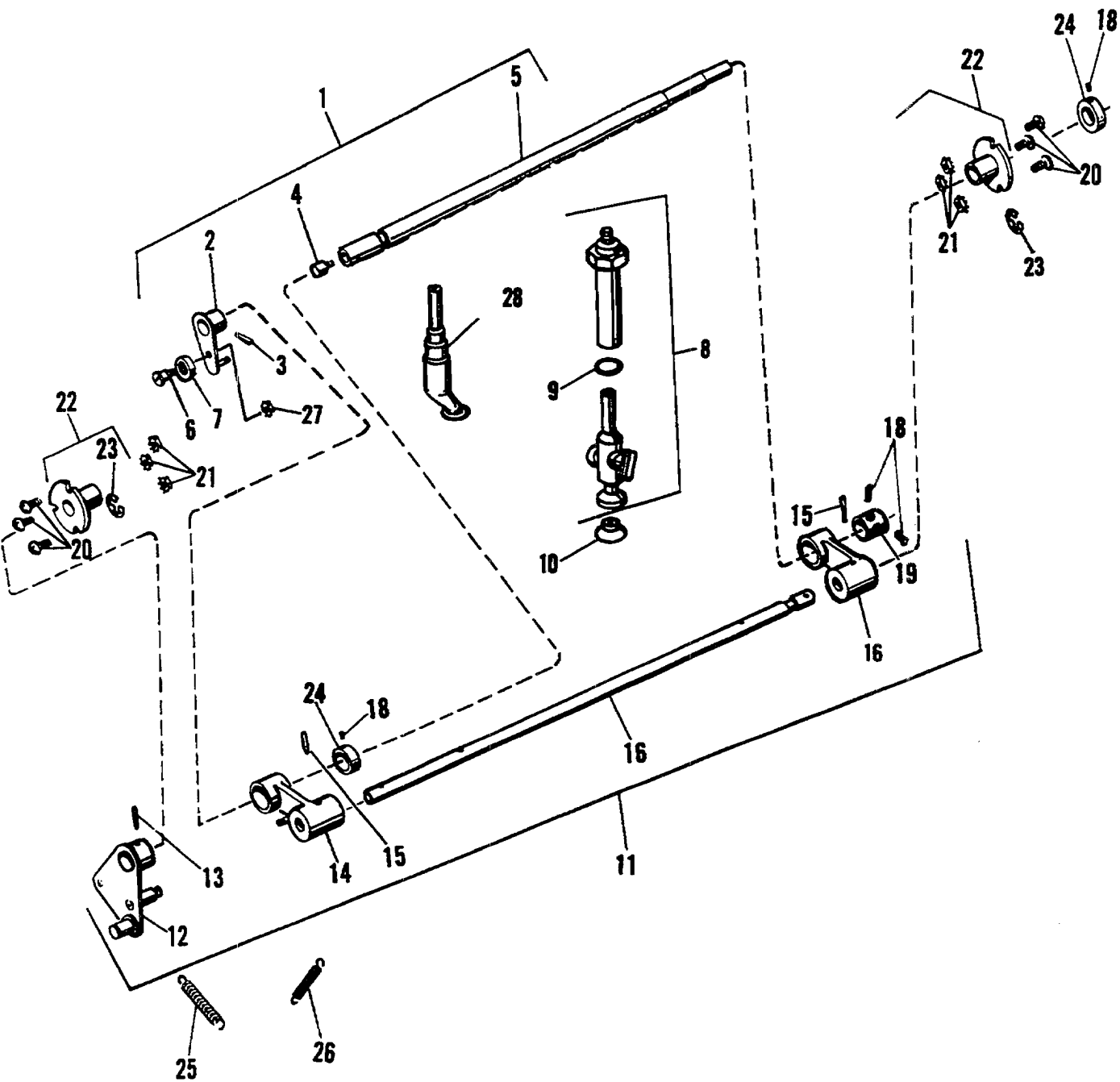


FIGURE 42  
MODEL 9815/9850 Sucker Foot Assembly

# Parts Catalog

Index No.	Part No.	MODEL 9805/9850 Figure 42 Description	Units Per Assy.
1	007601	TUBE ASSEMBLY - Header .....	1
2	*072710	LEVER .....	1
3	001956	PIN - Taper, .155 O.D. x .968 O.A.L. ....	1
4	073478	PLUG - Header Tube .....	1
5	*007602	TUBE - Header .....	1
6	191367	STUD - Shoulder .....	1
7	072712	TRUCK .....	1
8	018014	SUCKER TUBE .....	11
9	101701	RING - Compression .....	11
10	084248	FOOT - Rubber .....	11
11	007563	SHAFT ASSEMBLY - Feed Raise .....	1
12	*072245	LEVER .....	1
13	001987	PIN - Roll, .167 O.D. x .890 O.A.L. ....	2
14	*072717	LEVER ASSEMBLY - O.S. ....	1
15	000014	PIN - Taper, .146 O.D. x 1.094 O.A.L. ....	2
16	*007564	SHAFT .....	1
17	*072720	LEVER ASSEMBLY - N.O.S. ....	1
18	014372	SCREW - Set, 10-32 x 1/4 .....	4
19	072422	COLLAR - Feed Raise Shaft .....	1
20	111055	SCREW - 10-32 x 9/16 .....	6
21	150083	NUT - 10-32 .....	6
22	076894	HOUSING ASSEMBLY - Feed Raise Shaft Bearing .....	2
23	101611	RING - Retaining, .756 I.D. x .044 .....	2
24	072748	COLLAR - Header Tube and Lever .....	1
25	073486	SPRING- Tension, .581 O.D. x 2.437 O.A.L. x .080 .....	1
26	072442	SPRING - Tension, .343 O.D. x 2.000 O.A.L. x .040 .....	1
27	150085	NUT- 1/4-28 .....	1
28	970205	SUCKER TUBE- Curved .....	11

\*Not Procurable Separately

# Parts Catalog

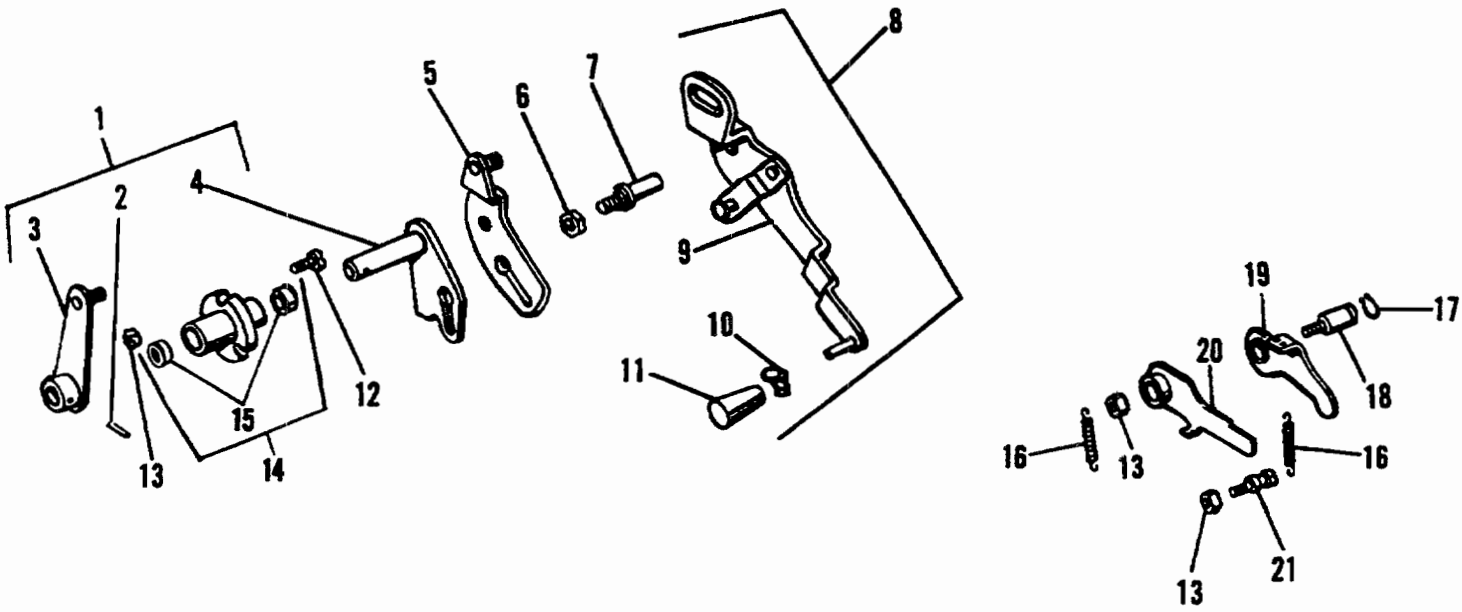


FIGURE 43  
MODEL 9815/9850 Paper Height Adjustment



# Parts Catalog

Index No.	Part No.	MODEL 9805/9850 Figure 43 Description	Units Per Assy.
1	080396	LEVER ASSEMBLY - Table Raising .....	1
2	001987	PIN - Roll, .167 O.D. x .890 O.A.L. ....	1
3	*080400	LEVER .....	1
4	*080397	LEVER .....	1
5	080404	LEVER - Adjusting .....	1
6	150085	NUT - 1/4-28 .....	1
7	080409	PIVOT PIN .....	1
8	011405	LEVER ASSEMBLY - Dwell Control .....	1
8	018553	LEVER ASSEMBLY - Dwell Control (9840 B) .....	1
9	081152	LEVER .....	1
10	072052	SPRING LOCK .....	1
11	011371	HANDLE .....	1
11	017593	HANDLE (9840 B) .....	1
12	005034	SCREW - 10-32 x 1/2 .....	3
13	150083	NUT - 10-32 .....	5
14	080402	BEARING ASSEMBLY - Table Raising Lever .....	1
15	001412	BUSHING - .441 I.D. x .565 O.D. x .375 O.A.L. ....	2
16	072511	SPRING - Tension, .250 O.D. x 1.125 O.A.L. ....	2
17	001047	RING - Retaining, .340 I.D. x .033 .....	1
18	072481	STUD - 10-32 .....	1
19	072478	LEVER ASSEMBLY - Contact .....	1
20	080032	LEVER ASSEMBLY - Lower Latch .....	1
21	072482	SPRING ANCHOR - Contact Lever Spring .....	1

\*Not Procurable Separately

# Parts Catalog

---

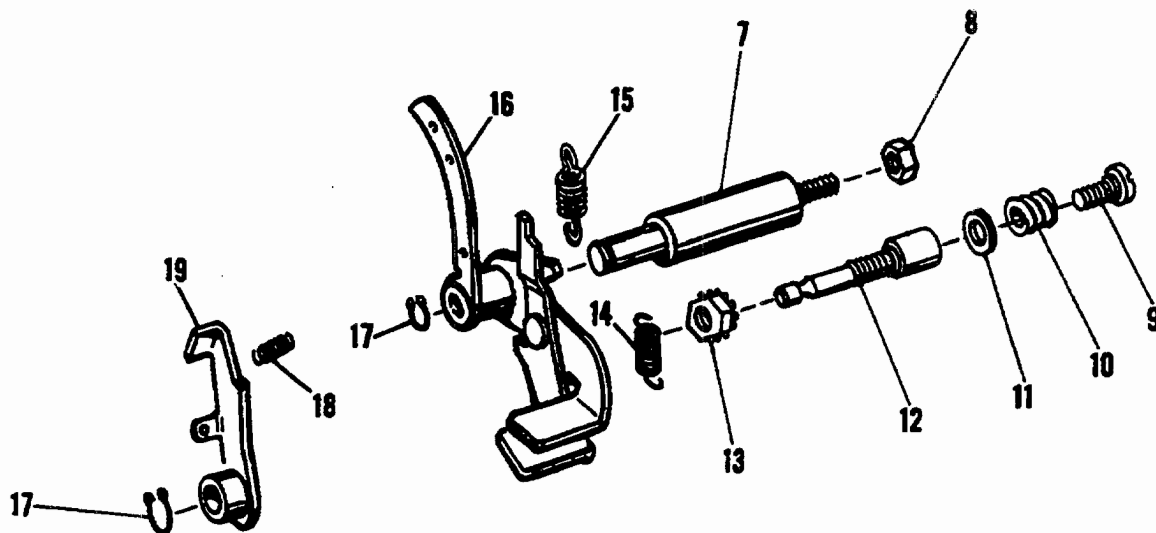
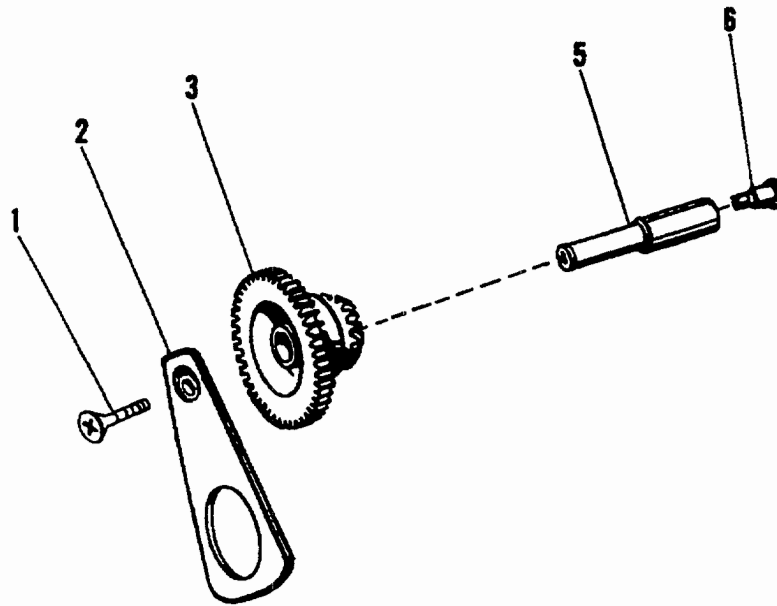


FIGURE 44  
MODEL 9815/9850 Feed Table Release Lever

# Parts Catalog

Index No.	Part No.	MODEL 9805/9850 Figure 44 Description	Units Per Assy.
1	001542	SCREW - 10-32 x 7/16 .....	1
2	080184	PLATE .....	1
3	072561	MITER AND SPUR GEAR .....	1
5	007937	STUD - Miter and Spur Gear .....	1
6	194805	SCREW - Shoulder, 3/8-24 .....	1
7	072610	STUD - Table Release Lever, 3/8-24 .....	1
8	150089	NUT - 3/8-24 .....	1
9	080408	SCREW - 5/16-24 .....	1
10	080420	SPRING - Compression, .728 O.D. x 1.062 O.A.L. ....	1
11	001797	WASHER - .515 I.D. x .812 O.D. x .059 .....	1
12	080407	STUD - Table Release Lever Spring .....	1
13	014810	NUT - 3/8-24 .....	1
14	072626	SPRING - Tension, .300 O.D. x .937 O.A.L. ....	1
15	041291	SPRING - Tension, .343 O.D. x .968 O.A.L. ....	1
16	013827	TABLE RELEASE LEVER ASSEMBLY .....	1
17	001047	RING - Retaining, .340 I.D. x .027 .....	2
18	041777	SPRING - Compression, .312 O.D. x 1.344 O.A.L. ....	1
19	072484	UPPER LATCH LEVER .....	1

# Parts Catalog

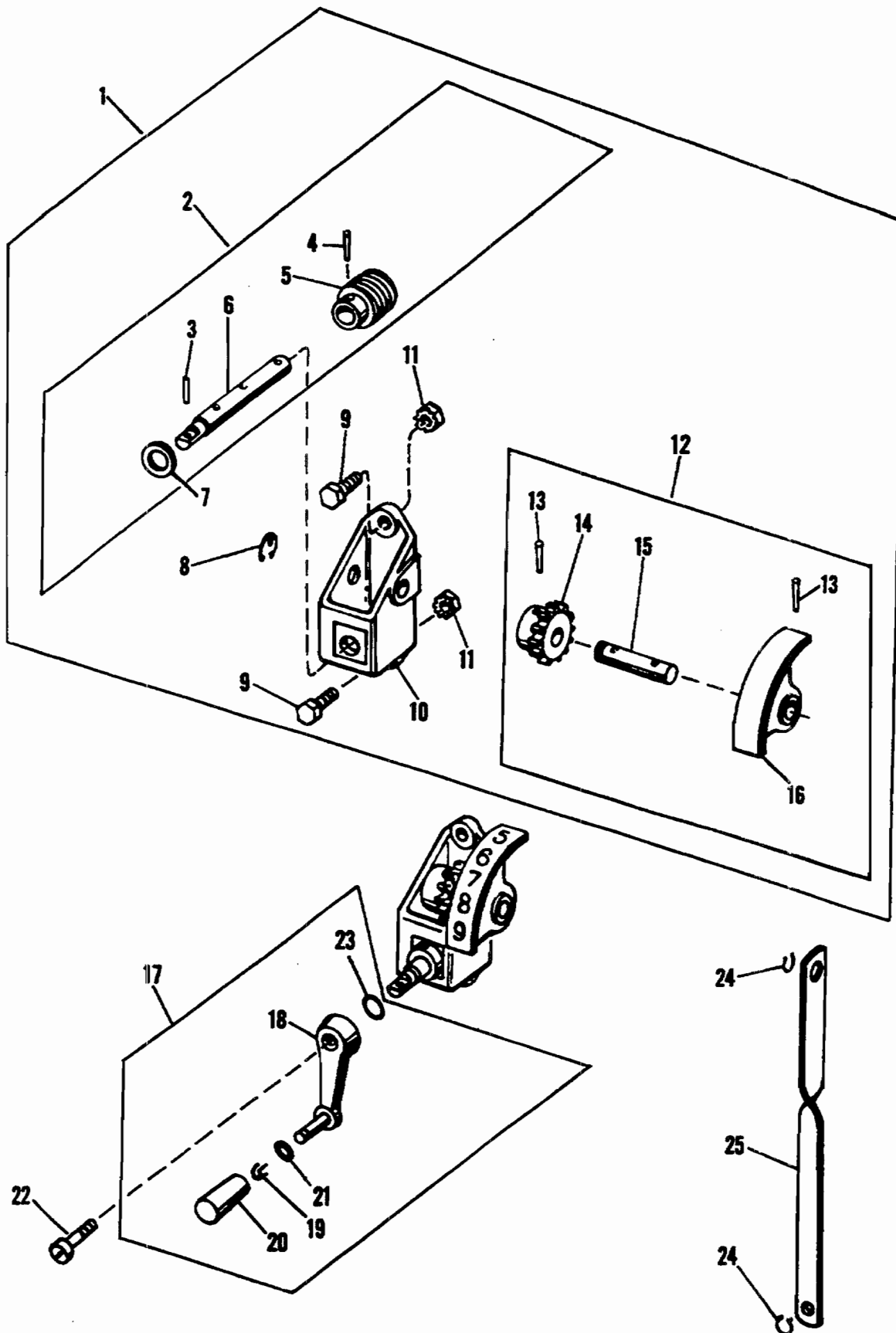


FIGURE 45  
MODEL 9815/9850 Motor Speed Mechanism

# Parts Catalog

Index No.	Part No.	MODEL 9805/9850 Figure 45 Description	Units Per Assy.
1	012022	MOTOR SPEED INDICATOR ASSEMBLY .....	1
2	076737	WORM SHAFT ASSEMBLY .....	1
3	001980	PIN - Roll, .135 O.D. x .640 O.A.L. ....	1
4	014902	PIN - Taper, .125 O.D. x .720 O.A.L. ....	1
5	*076739	WORM .....	1
6	*076738	SHAFT .....	1
7	014718	WASHER - Spring, 1/2 .....	1
8	001094	RING - Retaining, .394 I.D. x .800 O.D. x .044 .....	1
9	111074	SCREW - 1/4-28 x 3/4 .....	2
9	111075	SCREW - 1/4-28 x 7/8 (1:1 CD) .....	1
10	076742	HOUSING .....	1
11	150084	NUT - 1/4-28 .....	2
12	076740	GEAR AND SHAFT ASSEMBLY .....	1
13	001956	PIN - Taper, .135 O.D. x 1.000 O.A.L. ....	2
14	*076735	GEAR .....	1
15	*072647	SHAFT .....	1
16	*072641	LEVER .....	1
17	017595	CRANK ASSEMBLY .....	1
18	027594	CRANK .....	1
19	072052	SPRING - Lock .....	1
20	017593	HANDLE .....	1
21	014740	WASHER - .162 I.D. x 5/16 O.D. x .0478 .....	1
22	096244	SCREW - Special, 10-32 x 1.000 O.A.L. ....	1
23	039642	RING - Vinyl, .155 I.D. x .295 O.D. x .075 .....	1
24	001047	RING - Retaining, .340 I.D. x .027 .....	2
25	072650	LINK - Twisted .....	1

\*Not Procurable Separately

# Parts Catalog

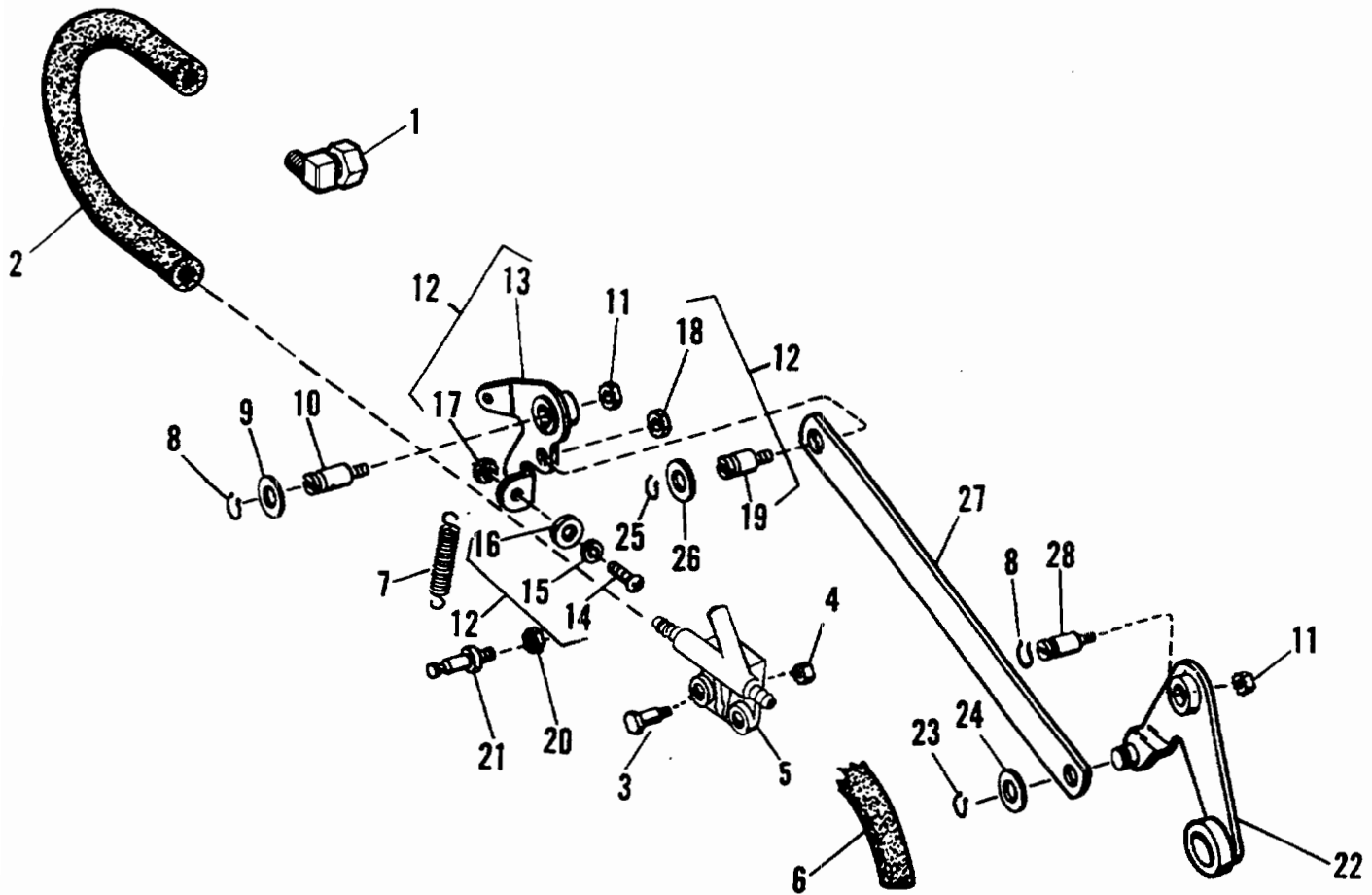


FIGURE 46  
MODEL 9815/9850 Vacuum Make and Break Control

# Parts Catalog

Index No.	Part No.	MODEL 9805/9850 Figure 46 Description	Units Per Assy.
1	191844	ELBOW - Vacuum Hose.....	1
2	072254	HOSE - Vacuum.....	1
3	193894	SCREW - Vacuum Valve.....	2
4	150085	NUT - 1/4-28.....	2
5	076142	VALVE - Vacuum.....	1
6	072256	TUBE - Sucker.....	1
7	072442	SPRING - Tension, .343 I.D. x 2.000 O.A.L.....	1
8	001047	RING - Retaining, .340 I.D. x .027.....	2
9	001755	WASHER - .385 I.D. x .625 O.D. x .047.....	1
10	073497	STUD - Vacuum Break Lever.....	1
11	150083	NUT - 10-32.....	2
12	073496	LEVER ASSEMBLY - Vacuum Break.....	1
13	071570	LEVER - Vacuum Break.....	1
14	014369	SCREW - 8-32 x 3/8.....	1
15	003850	WASHER - .172 I.D. x .375 O.D. x .059.....	1
16	072704	WASHER - Leather, .172 I.D. x .322 O.D. x .063.....	1
17	014811	NUT - 8-32.....	1
18	014808	NUT - 10-32.....	1
19	073498	PIN - Vacuum Break Lever.....	1
20	014808	NUT - 10-32.....	1
21	072412	STUD - Vacuum Break Lever Spring.....	1
22	073493	LEVER - Cam Roller.....	1
23	001049	RING - Retaining, .227 I.D. x .027.....	1
24	021203	WASHER - .254 I.D. x .500 O.D. x .029.....	1
25	001046	RING - Retaining, .283 I.D. x .027.....	1
26	001750	WASHER - .328 I.D. x .562 O.D. x .047.....	1
27	073494	LINK - Vacuum.....	1
28	072734	STUD - Cam Roller Lever.....	1

# Parts Catalog

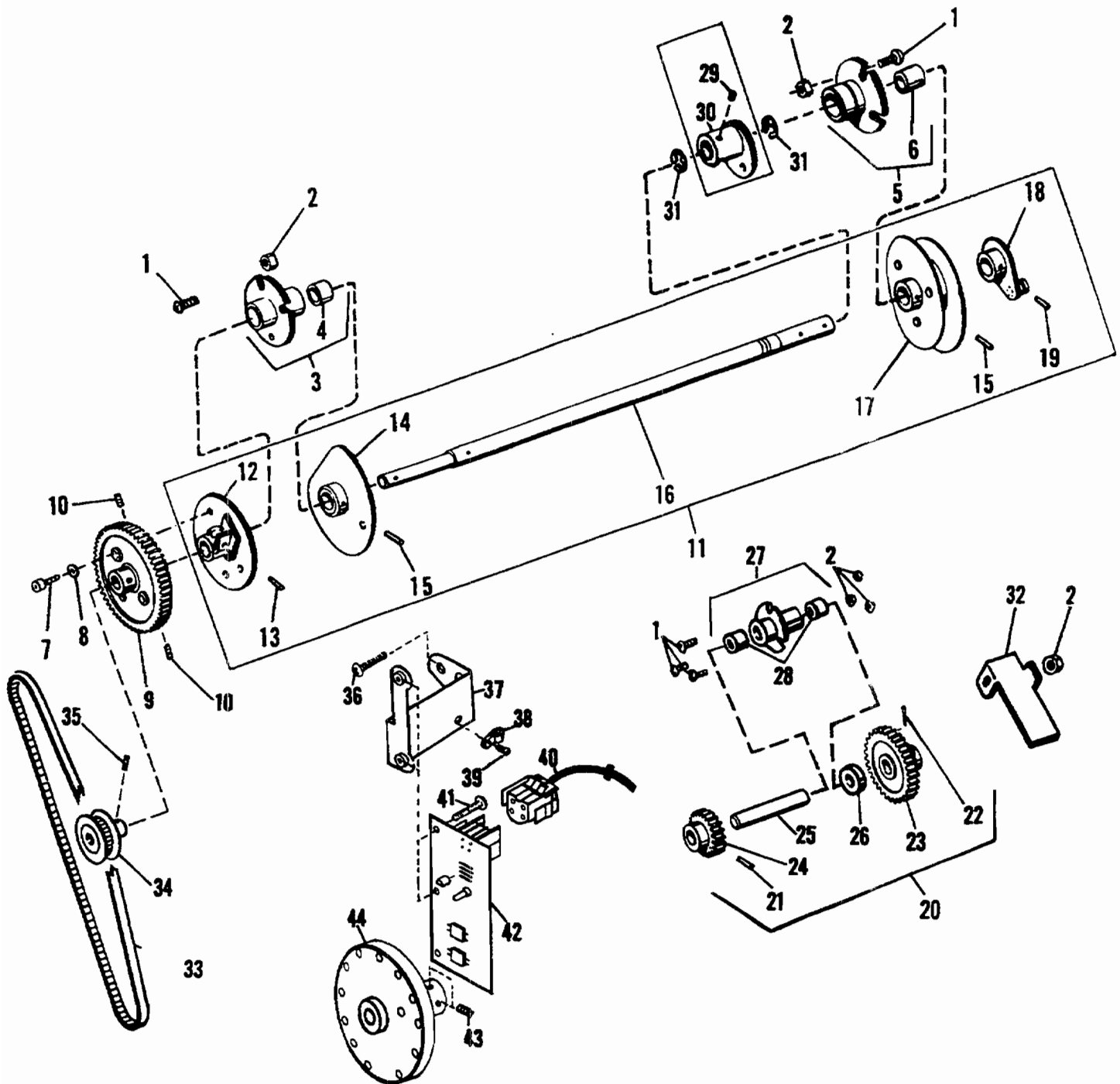


FIGURE 47  
MODEL 9815/9850 Cam Shaft Assembly



# Parts Catalog

Index No.	Part No.	MODEL 9805/9850 Figure 47 Description	Units Per Assy.
1	111055	SCREW - 10-32 x 9/16 .....	9
2	150083	NUT - 10-32 .....	9
3	073506	HOUSING ASSEMBLY - 3/8" Diameter Shaft .....	1
3	080376	HOUSING ASSEMBLY - 1/2" Diameter Shaft .....	1
4	001456	BUSHING - .379 I.D. x .504 O.D. x 1.000 O.A.L. ....	1
4	001416	BUSHING - .504 I.D. x .627 O.D. x 1.000 O.A.L. ....	3
5	072181	HOUSING ASSEMBLY .....	1
6	001420	BUSHING .....	1
7	014212	SCREW - 1/4-28 x 3/4 .....	3
8	005620	WASHER - .254 I.D. x 5/8 O.D. x .059 .....	3
9	080378	GEAR .....	1
10	014342	SCREW - 10-32 x 5/8 .....	2
11	017822	SHAFT ASSEMBLY - Cam, Optical TD & QP - 3/8" DIA. ....	1
11	017487	SHAFT ASSEMBLY - Cam, Hall Effect TD & QP - 3/8" DIA. ....	1
11	017821	SHAFT ASSEMBLY - Cam, Optical CD, QPC & PRO - 1/2" DIA. ....	1
11	017485	SHAFT ASSEMBLY - Cam, Hall Effect CD, QPC & PRO - 1/2" DIA. ....	1
12	*080414	CAM .....	1
13	000022	PIN - Taper, .163 O.D. x .790 O.A.L. ....	1
15	000023	PIN - Taper, .158 O.D. x .978 O.A.L. ....	2
16	*017780	SHAFT .....	1
18	*072605	CAM .....	1
19	000024	PIN - Taper, .154 O.D. x 1.094 O.A.L. ....	1
20	>078450	GEAR SHAFT ASSEMBLY - CD, QPC & PRO .....	1
20	016380	GEAR SHAFT ASSEMBLY - CD, QPC & PRO .....	1
20	072336	GEAR SHAFT ASSEMBLY - TD & QP .....	1
21	014902	PIN - Taper, .110 O.D. x .720 O.A.L. ....	2
22	>001992	PIN - Roll, .135 O.D. x 1.015 O.A.L. TD, CD, OP, QPC & PRO .....	1
22	101333	PIN - Spiral, .136 O.D. x .947 O.A.L. ....	1
22	000012	PIN - Taper, .123 O.D. x .998 O.A.L. ....	1
23	*071625	GEAR - TD and QP .....	1
23	*078445	GEAR - CD, QPC and PRO .....	1
24	*072338	GEAR .....	1
25	*072337	SHAFT .....	1
26	192273	SPACER - TD and QP .....	1
27	072333	HOUSING ASSEMBLY .....	1
28	001404	BUSHING - TD & QP .....	2
29	001573	SCREW - Set, 1/4-28 x 5/16, CD, QPC & PRO .....	2
30	080199	CAM - CD, QPC & PRO .....	1
31	014510	RING - E, .483 I.D. x .940 O.D. x .044 CD, QPC & PRO .....	2
32	072051	SHIELD .....	1
33	196239	BELT - Timing .....	1
34	196240	PULLEY - Timing, Optical .....	1
35	130033	SCREW - Set, 8-32 x 1/4, cup point .....	2
36	001567	SCREW - 1/4-28 x 3/8 .....	2
37	017478	BRACKET ASSEMBLY - Clock, Hall Effect .....	1
38	250205	CLAMP - Cable, 1/8 .....	1
39	100222	SCREW - Thread Forming, #6 x 5/16 .....	1
40	017490	HARNESS ASSEMBLY - N.O.S., Hall Effect .....	1
40	990520	HARNESS ASSEMBLY - Hall Effect, (Old Design) .....	1
41	001541	SCREW - 6-32 x 3/8 .....	2
42	017742	P.C. BOARD ASSEMBLY - Clock/Sync., Hall Effect .....	1
43	014108	SCREW - Set, 10-32 x 3/8 .....	2
44	017480	WHEEL ASSEMBLY - Hall Effect .....	1

\*Not Procurable Separately

>For Chain Delivery with Aluminum Frames

# Parts Catalog

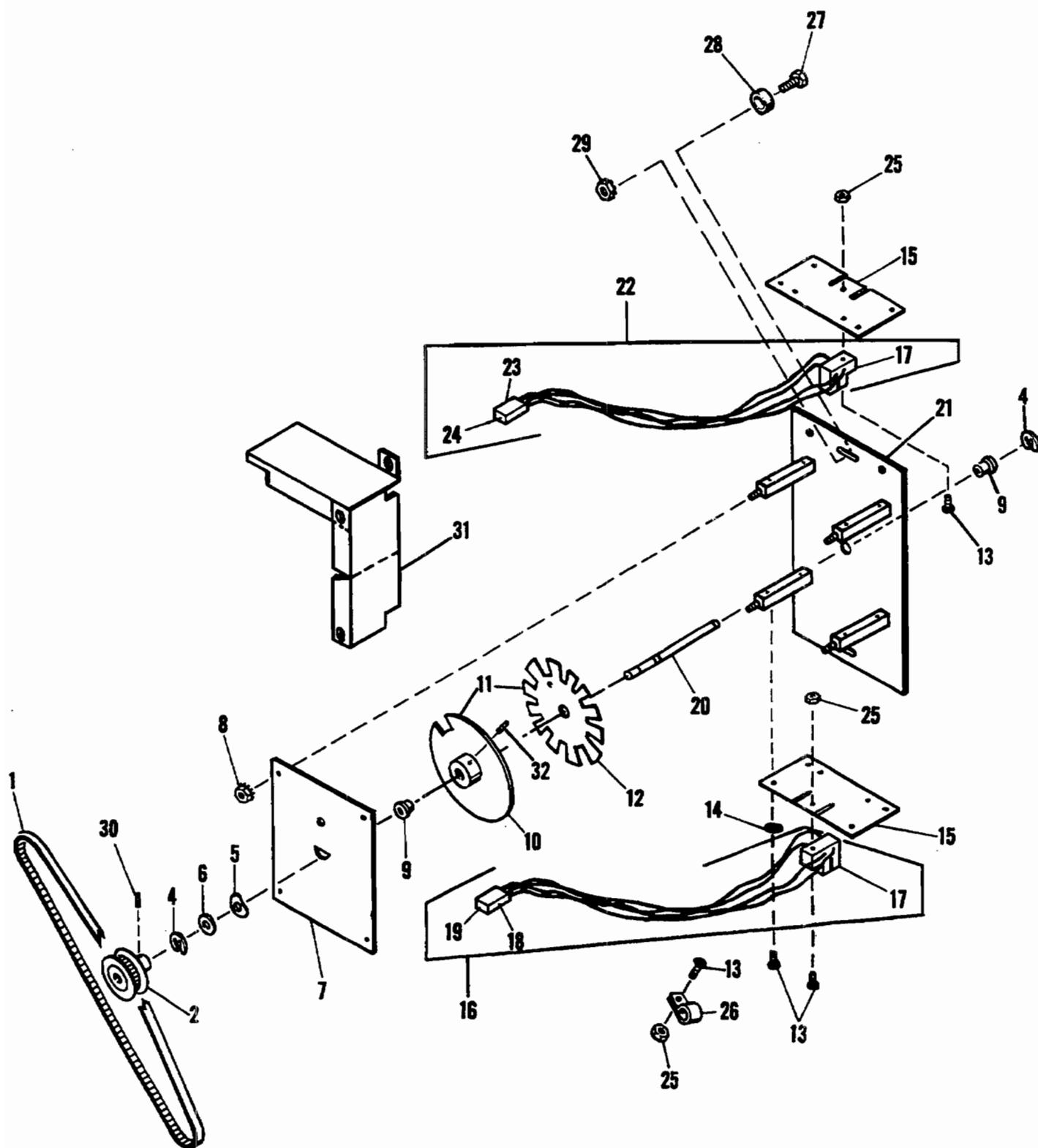


FIGURE 48  
MODEL 9815/9850 Clock Sync. Mech. Assembly

# Parts Catalog

Index No.	Part No.	MODEL 9805/9850 Figure 48 Description	Units Per Assy.
1	196239	BELT - Timing .....	1
2	196240	PULLEY - Timing .....	2
3	018391	CLOCK SYNC. MECH. ASSEMBLY - (New Design, Not Illustrated) .....	1
4	001095	RING - Retaining, .245 I.D. x .027 .....	2
5	195645	WASHER - Spring, .324 I.D. x .510 O.D. ....	1
6	191826	WASHER - Shim, .318 I.D. x .010 .....	A/R
7	017731	COVER PLATE- (Old Design) .....	1
7	018392	COVER PLATE - (New Design, Not Illustrated) .....	1
8	014808	NUT - 10-32 .....	4
9	027071	BEARING .....	2
10	017729	WHEEL ASSEMBLY - Clock .....	1
11	018394	WHEEL ASSEMBLY - Clock/Sync. (New Design, Not Illustrated) .....	1
12	017730	WHEEL ASSEMBLY - Synchronizing .....	1
13	101216	SCREW - 4-40 x 3/8 .....	12
14	001711	WASHER- Lock, .265 O.D. x .123 I.D. ....	8
15	017778	SENSOR MOUNTING PLATE .....	2
16	017951	SENSOR ASSEMBLY - Sync. ....	1
17	*252785	SWITCH - Optical, Slotted .....	2
18	252793	HOUSING - Socket .....	1
19	252527	TERMINAL - Pin .....	3
20	017779	SHAFT - (Old Design ) .....	1
20	018398	SHAFT - (New Design) .....	1
21	017782	BASE PLATE ASSEMBLY - (Old Design) .....	1
21	018393	BASE PLATE ASSEMBLY - (New Design, Not Illustrated) .....	1
22	017952	SENSOR ASSEMBLY - Clock .....	1
23	252823	HOUSING - Plug .....	1
24	252528	TERMINAL - Socket .....	3
25	100228	NUT - 4-40 .....	4
26	250552	CLAMP - Cable, 3/16 .....	2
27	111075	SCREW - 1/4-28 x 7/8 .....	2
28	193778	SPACER .....	2
29	014807	NUT - 1/4-28 .....	2
30	130033	SCREW - Set, 8-32 x 1/4, cup point .....	2
31	018401	COVER - Clock/Sync. ....	1
31	018403	COVER - Clock/Sync. (New Design, Not Illustrated) .....	1
32	014249	SCREW - Set, 6-323 x 3/16 .....	4

\*Not Procurable Separately

# Parts Catalog

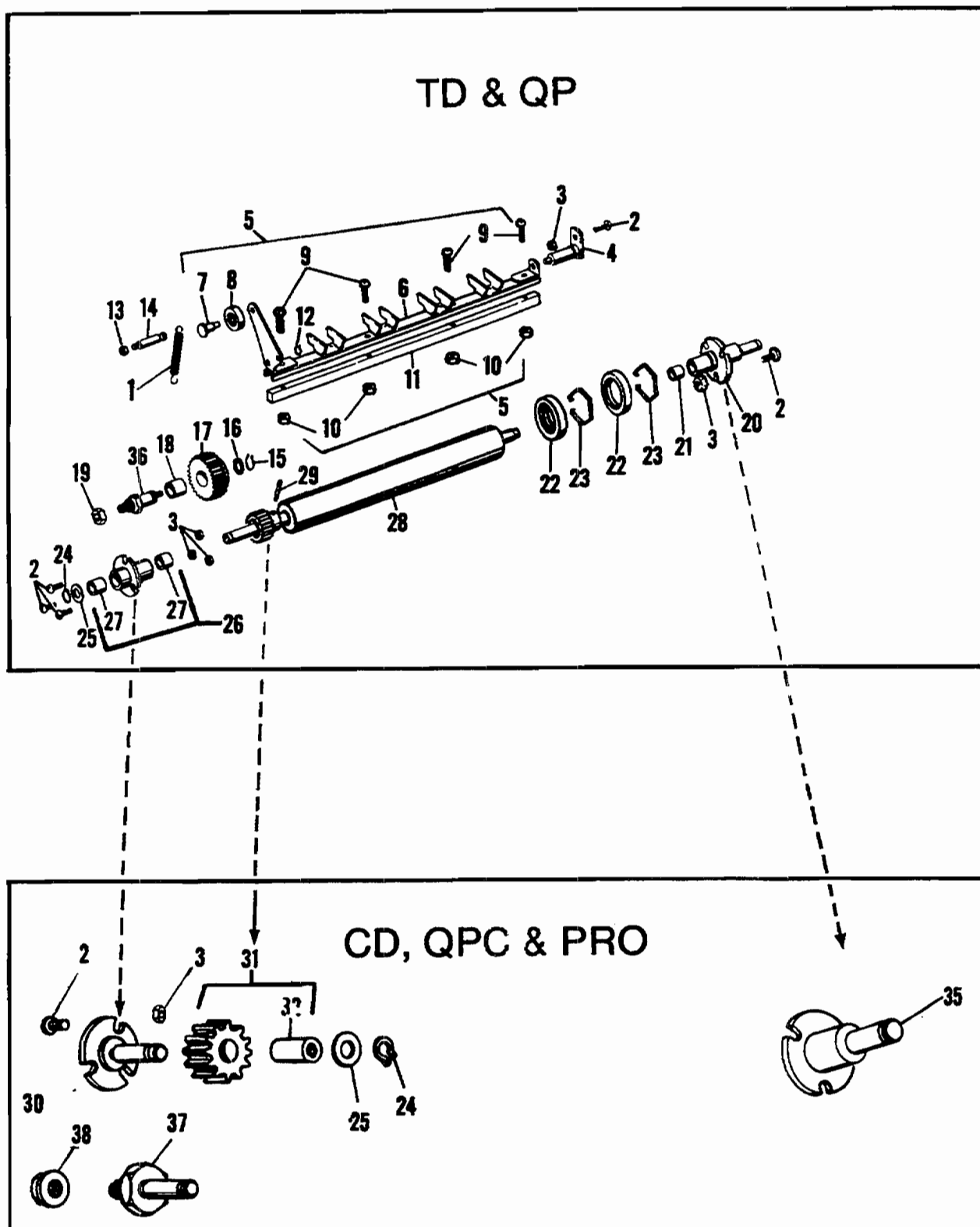


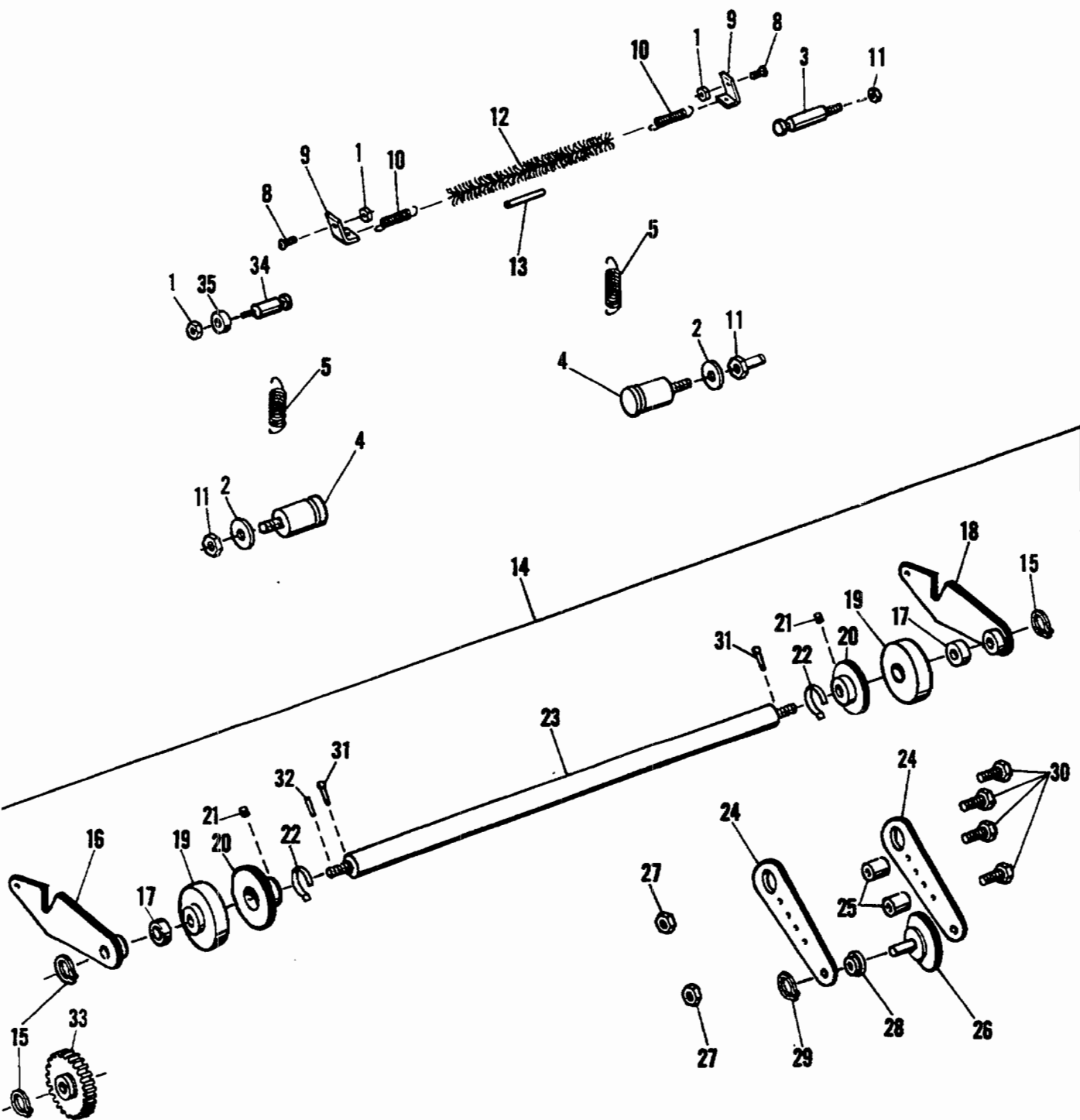
FIGURE 49  
MODEL 9815/9850 Stripper Assembly and Delivery Roller

# Parts Catalog

Index No.	Part No.	MODEL 9805/9850 Figure 49 Description	Units Per Assy.
1	058552	SPRING - Tension, .343 O.D. x 1.750 O.A.L. ....	1
2	111055	SCREW - 10-32 x 9/16 .....	7
3	150083	NUT- 10-32 .....	7
4	072314	PIVOT - Stripper Assembly .....	1
5	***007696	CHANNEL ASSEMBLY - Stripper .....	1
6	007697	STRIPPER CHANNEL .....	1
7	064112	RIVET .....	1
8	064234	BEARING .....	1
9	001267	SCREW - 10-32 x 3/4 .....	4
10	014808	NUT - 10-32 .....	4
11	007699	BAR - Stripper Channel Support .....	1
12	001044	RING - Retaining, .170 I.D. x .017 .....	1
13	014807	NUT - 1/4-28 .....	1
14	072328	SPRING ANCHOR - Stripper Channel Spring .....	1
15	001048	RING - Retaining, .463 I.D. x .037 .....	1
16	014712	WASHER - .515 I.D. x .750 O.D. x .029 .....	1
17	072325	IDLER GEAR ASSEMBLY .....	1
18	001413	BUSHING - .503 I.D. x .625 O.D. x .750 O.A.L. ....	1
19	150088	NUT - 3/8-16 .....	1
20	072184	STUD ASSEMBLY - Raise, TD and QP .....	1
21	001404	BUSHING - .379 I.D. x .504 O.D. x .500 O.A.L. ....	1
22	072628	COLLAR - Adjustable .....	2
23	072629	SPRING - Friction .....	2
24	001047	RING - Retaining, .340 I.D. x .027 .....	1
25	014727	WASHER - .382 I.D. x .750 O.D. x .029 .....	1
26	072333	HOUSING ASSEMBLY - Delivery Roller, TD and QP .....	2
27	001404	BUSHING - .379 I.D. x .504 O.D. x .500 O.A.L. ....	2
28	007751	ROLLER AND GEAR DELIVERY - TD and QP .....	1
29	001978	PIN - Roll, .135 O.D. x .640 O.A.L. ....	1
30	>080195	SHAFT ASSEMBLY - Delivery Roller Gear, CD, QPC and PRO .....	1
31	>078492	GEAR ASSEMBLY - CD, QPC and PRO .....	1
31	016378	GEAR ASSEMBLY - CD, QPC and PRO .....	1
32	001401	BUSHING - .379 I.D. x .504 O.D. x .750 O.A.L. ....	1
32	>060012	BUSHING - .504 O.D. x .379 I.D. x .937 CD, QPC and PRO .....	1
33	014727	WASHER - .382 I.D. x .750 O.D. x .029, CD, QPC and PRO .....	1
34	001047	RING - Retaining, .340 I.D. x .027, CD, QPC and PRO .....	1
35	080192	STUD - Follower Lever Pivot, CD, QPC and PRO .....	1
36	072327	STUD - Idler Gear .....	1
37	150089	NUT - 3/8-24 .....	1
38	196388	STUD .....	1

\*\*\*Not Available as An Assembly

>For Chain Delivery With Aluminum Frames



**FIGURE 50**  
**MODEL 9815/9850 Adjustable Roller Assembly**

# Parts Catalog

Index No.	Part No.	MODEL 9805/9850 Figure 50 Description	Units Per Assy.
1	014807	NUT - 1/4-28 .....	3
2	061452	SPACER .....	2
3	078368	ANCHOR - Spring .....	1
4	078363	PIVOT - Cradle Arm .....	2
5	073459	SPRING - Tension, .359 O.D. x 2.062 O.A.L. ....	2
8	014110	SCREW - 1/4-28 x 1/2 .....	2
9	072347	BRACKET - Tinsel .....	2
10	050621	SPRING - Tension, .218 O.D. x 1.218 O.A.L. ....	2
11	150085	NUT - 1/4-28 .....	4
12	****	TINSEL .....	AR
13	196343	TUBING - Vinyl .....	1
14	***008290	ROLLER ASSEMBLY .....	1
15	001060	RING - Retaining, .208 I.D. x .527 O.D. x .027 .....	3
16	078367	ARM ASSEMBLY - N.O.S. ....	1
17	001409	BUSHING - .254 I.D. x .379 O.D. x .312 O.A.L. ....	2
18	078364	ARM ASSEMBLY - O. S. ....	1
19	077866	ROLLER - Hold Down .....	2
20	013287	ROLLER - Adjustable .....	2
21	077236	PLUG - Friction .....	2
22	077117	CLIP - Adjustable Roller .....	2
23	008289	SHAFT - Adjustable Roller .....	1
24	013913	BRACKET .....	4
25	195322	SPACER .....	4
26	007236	ROLLER - Adjustable, Lower .....	2
27	014248	NUT - Lock, 10-32 .....	4
28	012913	HUB ASSEMBLY .....	4
29	101005	RING - Retaining, .397 I.D. x .027 .....	4
30	111059	SCREW - Hex, 10-32 x 1.000 O.A.L. ....	4
31	100388	PIN - Cotter, .060 O.D. x 1.000 O.A.L. ....	2
32	100398	PIN - Roll, .103 O.D. x .577 O.A.L. ....	1
33	076684	GEAR - 24T .....	1
34	078368	ANCHOR - Spring .....	1
35	193778	SPACER .....	1

\*\*\*Not Available As An Assembly

\*\*\*\*Order as supply #670 (2 rolls = 12 yds. or 10.9 M. each )

# Parts Catalog

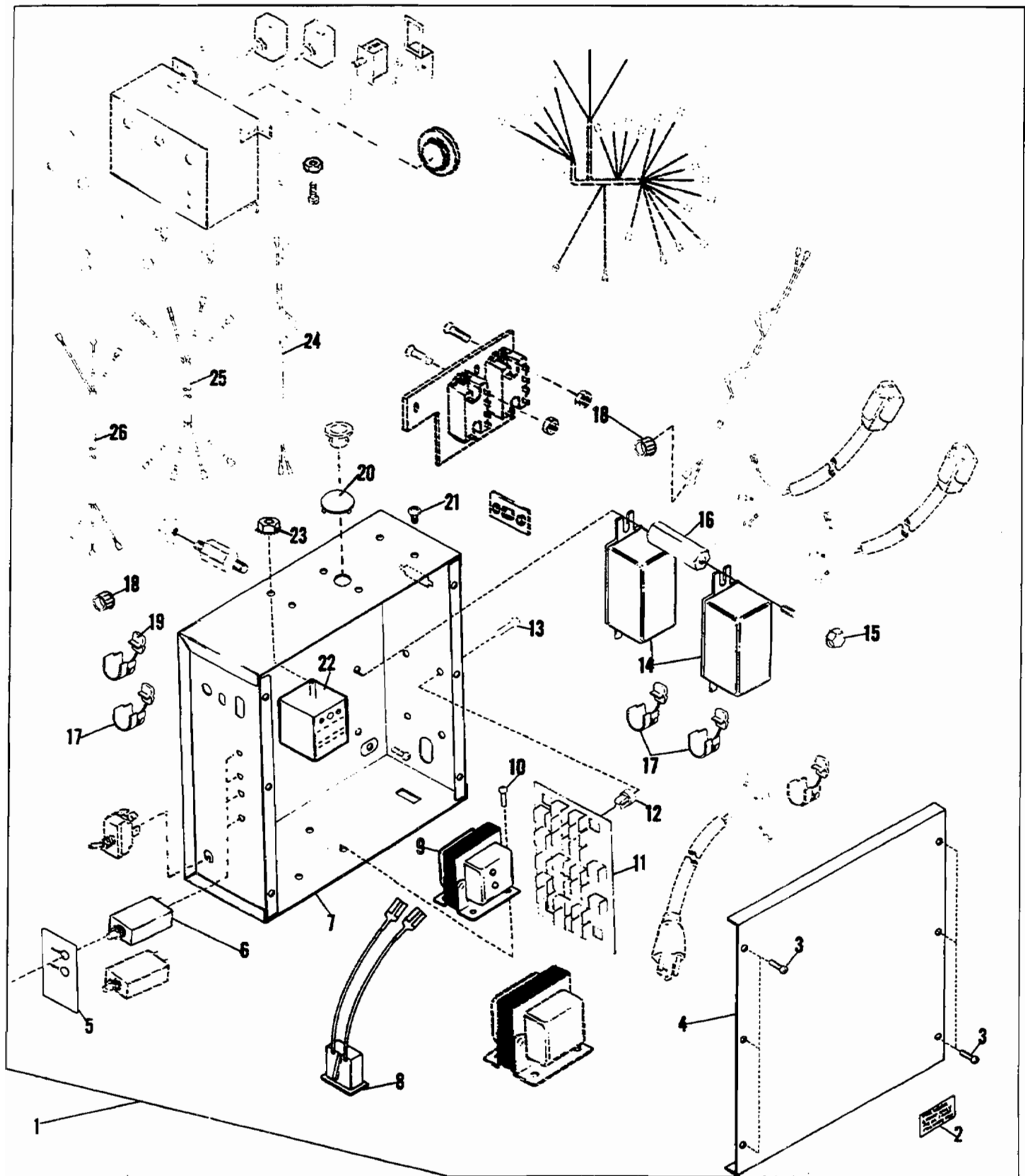


FIGURE 50A  
MODEL 9805/9810 Control and Switch Box Assemblies - Part I



# Parts Catalog

Index No.	Part No.	MODEL 9805/9850 Figure 50A Description	Units Per Assy.
1	018195	CONTROL AND SWITCH BOX ASSEMBLY - 115V. 50/60 HZ. ....	1
1	018319	CONTROL AND SWITCH BOX ASSEMBLY - 220V. 60 HZ. ....	1
1	018320	CONTROL AND SWITCH BOX ASSEMBLY - 240V. 50 HZ. ....	1
1	018322	CONTROL AND SWITCH BOX ASSEMBLY - 220V. 50 HZ. ....	1
2	079609	METAL CAL - Work Lamp .....	1
3	001580	SCREW - Thread Forming, 6-20 x 3/16 .....	6
4	082302	COVER - Control Box .....	1
5	078585	METAL CAL - Circuit Breaker, 115V. ....	1
5	078584	METAL CAL - Circuit Breaker, 220/240V. ....	1
6	250051	BREAKER- Circuit, 10 Amp. 115V. ....	1
6	252537	BREAKER - Circuit, 8 Amp. 240V. ....	2
6	252838	BREAKER - Circuit, 5 Amp. 220/230v. ....	2
7	079087	CONTROL BOX ASSEMBLY .....	1
8	079618	RECEPTACLE ASSEMBLY - 115V .....	1
8	079613	RECEPTACLE ASSEMBLY - 220/240V. ....	1
9	076873	TRANSFORMER ASSEMBLY - T1, 115V. - 24V. ....	1
9	076874	TRANSFORMER - T1, 220/240V. - 24V. ....	1
10	001575	SCREW - 10-32 x 5/16 .....	4
11	079090	TERMINAL BOARD ASSEMBLY .....	1
12	101353	NUT - Expansion, #8 .....	4
13	101162	SCREW -Thread Forming, 8-15 x 1/2 .....	4
14	252477	RELAY - Power D.P.D.T., 24 VAC. ....	2
15	101979	SCREW - 6-32 x 1 3/4 .....	2
16	196650	SPACER - Plastic Hex., 1 3/8 O.A.L. ....	2
17	250293	STRAIN RELIEF - 5/8 O.D. ....	4
18	250200	BUSHING - 1/2 Hole .....	2
19	275000	STRAIN RELIEF - 1/2 O.D. ....	2
20	100520	PLUG - 1/2 Hole .....	1
21	001543	SCREW - 8-32 x 3/16 .....	4
22	252476	RELAY - Control S.P.D.T., 24 VAC. ....	1
23	014812	NUT - 6-32 .....	2
24	079097	CABLE ASSEMBLY - O.S. ....	1
25	079093	CORD ASSEMBLY - Connector, Drive .....	1
26	196118	CORD ASSEMBLY - Connector, Vacuum .....	1

# Parts Catalog

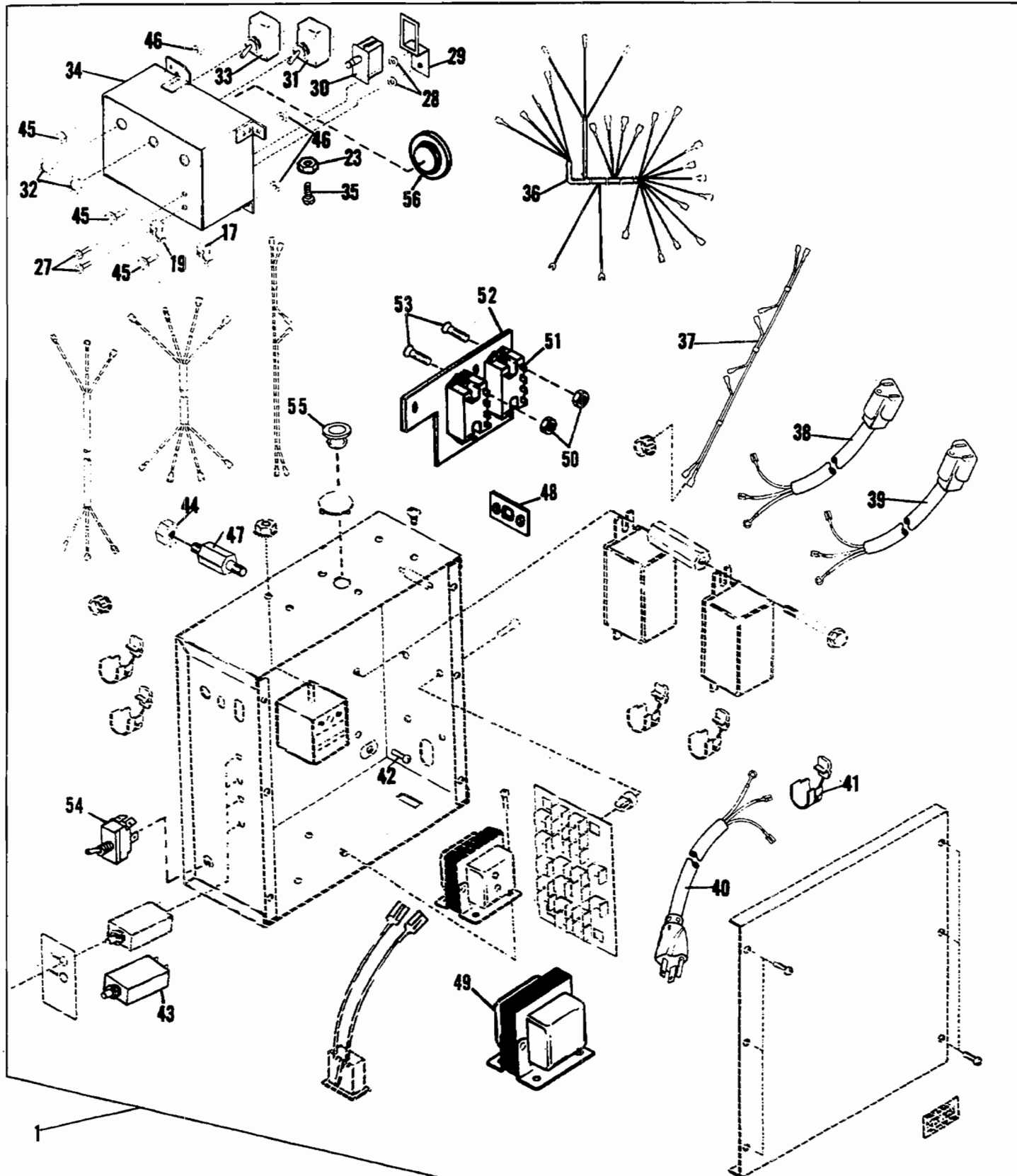


FIGURE 50B  
MODEL 9805/9810 Control and Switch Box Assemblies - Part II

# Parts Catalog

Index No.	Part No.	MODEL 9805/9850 Figure 50B Description	Units Per Assy.
1	018195	CONTROL AND SWITCH BOX ASSEMBLY - 115V. 50/60 HZ .....	1
1	018319	CONTROL AND SWITCH BOX ASSEMBLY - 220V. 60 HZ .....	1
1	018320	CONTROL AND SWITCH BOX ASSEMBLY - 240V. 50 HZ .....	1
1	018322	CONTROL AND SWITCH BOX ASSEMBLY - 220V. 50 HZ .....	1
17	250293	STRAIN RELIEF - 5/8 O.D. ....	4
19	275000	STRAIN RELIEF - 1/2 O.D. ....	2
23	014812	NUT - 6-32 .....	2
27	100657	SCREW - 10-32 X 5/16 .....	2
28	001702	WASHER - .196 I.D. x .500 O.D. x .031 .....	2
29	018092	BRACKET ASSEMBLY - Service By - Pass .....	1
30	250952	SWITCH - Push-Pull, Service By - Pass .....	1
31	253238	SWITCH - Toggle, Vacuum .....	1
32	018229	NUT - 15/32 - 32 .....	2
33	250865	SWITCH - Toggle, Drive .....	1
34	018186	SWITCH BOX ASSEMBLY .....	1
35	001548	SCREW - 6-32 X 3/8, Grounding .....	1
36	018249	HARNESS ASSEMBLY- Control Box, 115V. 50/60 HZ. ....	1
36	018318	HARNESS ASSEMBLY - Control Box, 220/240V. 50/60 HZ. ....	1
37	079099	CABLE ASSEMBLY - N.O.S. 115/220V .....	1
37	018321	CABLE ASSEMBLY - N.O.S. 240V .....	1 (UNITED KINGDOM)
38	196121	CORD ASSEMBLY - Motor, Vacuum .....	1
39	196117	CORD ASSEMBLY - Motor Drive .....	1
40	196230	CORD ASSEMBLY - Power 115 VAC. ....	1
41	059717	STRAIN RELIEF - 7/8 O.D. ....	2
42	001693	SCREW - 8-32 x 1/4, Grounding .....	2
43	250051	BREAKER - Circuit, 10 Amp. 115V. ....	3
43	252537	BREAKER - Circuit, 8 Amp. 220/240V. ....	2
43	252539	BREAKER - Circuit, 6 Amp. 230V. ....	2
44	014807	NUT - 1/4-28 .....	3
45	111054	SCREW - 10-32 x 1/2, Switch Box Mounting .....	1
46	014808	NUT- 10-32 .....	1
47	017144	POST - Control Box Mounting .....	1
48	016188	PLATE - Strain Relief, (9810 XCD Only ) .....	4
49	079616	TRANSFORMER - T2, 220/240V. - 115V. Work Lamp .....	2
49	079615	TRANSFORMER - T2, 230V. - 115V. Work Lamp .....	1
50	001805	NUT - 6-32 .....	4
51	253856	RELAY - Power, DPST. 24 VAC. 1HP. (New Design) .....	1
54	253005	SWITCH - Toggle DPST. ....	1
55	251520	BUSHING - Nylon, .500 O.D. 220/240V. ....	1
56	253839	PLUGBUTTON - 7/8 Dia. Hole .....	

# Parts Catalog

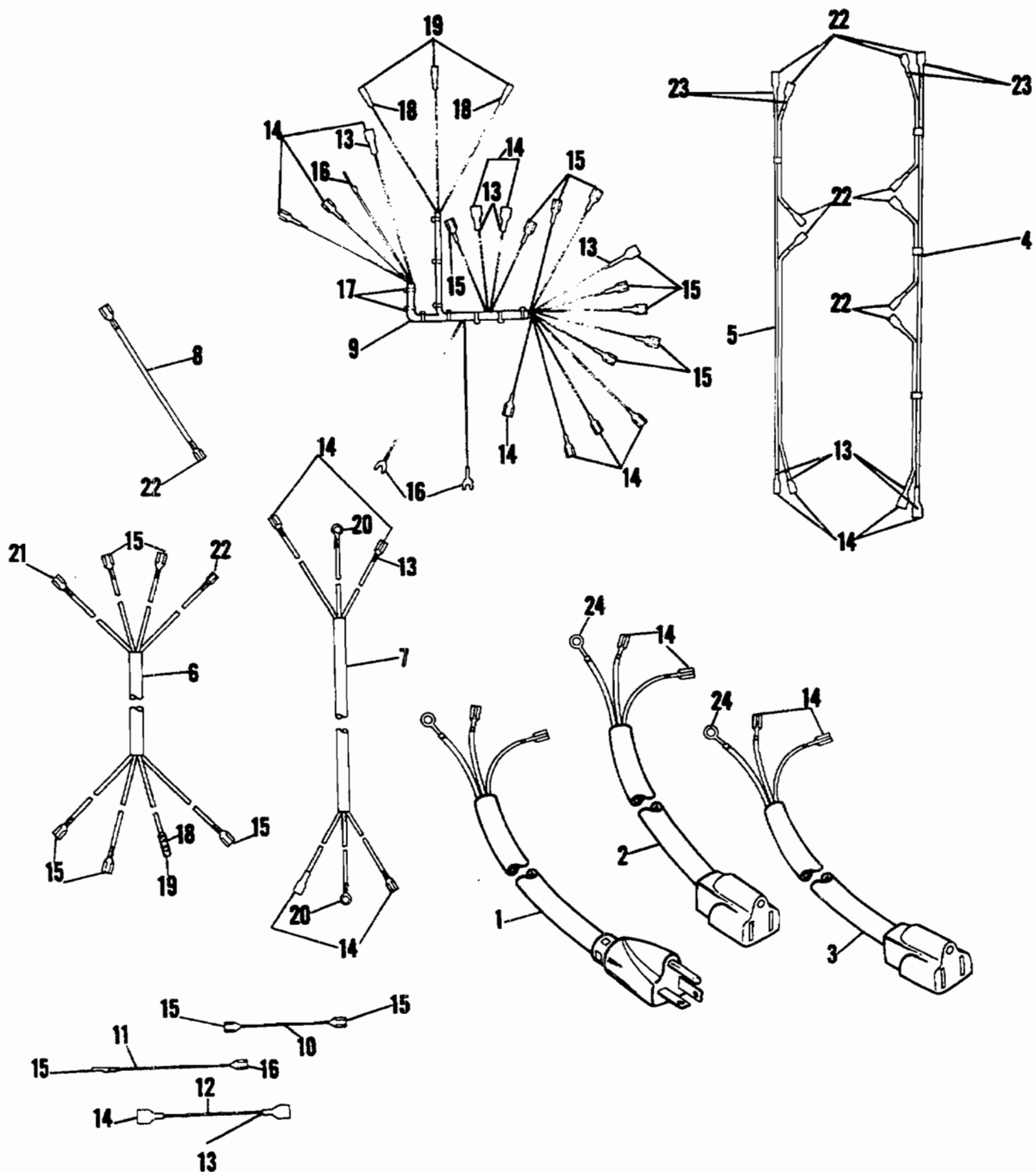


FIGURE 50C  
MODEL 9805/9810 Cord and Wire Assemblies

# Parts Catalog

Index No.	Part No.	MODEL 9805/9850 Figure 50C Description	Units Per Assy.
1	196230	CORD ASSEMBLY - Power 115V. 50/60 HZ. ....	1
1	017733	CORD ASSEMBLY - Power 230V. 60 HZ. ....	1
1	017736	CORD ASSEMBLY- Power 220/240V. 50HZ. ....	1
2	196117	CORD ASSEMBLY - Motor, Drive 115V. ....	1
2	196115	CORD ASSEMBLY - Motor, Drive 220/240V. ....	1
3	196121	CORD ASSEMBLY - Motor, Vacuum 115V. ....	1
3	196116	CORD ASSEMBLY - Motor, Vacuum 220/240V. ....	1
4	079099	CABLE ASSEMBLY - N.O.S. 115/220V. ....	1
4	018321	CABLE ASSEMBLY - N.O.S. 240V ..... (UNITED KINGDOM) ....	1
5	079097	CABLE ASSEMBLY - O.S. ....	1
6	079093	CORD ASSEMBLY - Connector, Drive ....	1
7	196118	CORD ASSEMBLY - Connector, Vacuum ....	1
8	***	WIRE ASSEMBLY- Switch Box, 4 1/2" ....	1
9	018249	HARNESS ASSEMBLY - Control Box, 115V. ....	1
9	018318	HARNESS ASSEMBLY - Control Box, 220/240V. 50/60 HZ. ....	1
10	***	WIRE ASSEMBLY - Control Box, 3" ....	1
11	***	WIRE ASSEMBLY- Control Box, 4" ....	1
12	***	WIRE ASSEMBLY - Control Box, 3 1/2" ....	3
13	251165	TUBING- Shrink, 1/4 I.D. x 1" O.A.L. ....	A/R
14	250058	CONNECTOR - Tab .250, #18-14 Wire ....	A/R
15	250059	CONNECTOR - Tab .250, #22-18 Wire ....	A/R
16	250097	CONNECTOR - Tab W/Flag .250, #18-14 Wire ....	A/R
17	250077	TIE - Cable, 3 7/8 O.A.L. ....	A/R
18	251323	TUBING- Shrink, 1/8 I.D. x 7/8 O.A.L. ....	A/R
19	250093	CONNECTOR - Tab .110, #22-18 Wire ....	A/R
20	250079	CONNECTOR - Ring #10, #22-16 Wire ....	A/R
21	250920	CONNECTOR - Tab W/Flag .250, #22-18 Wire ....	A/R
22	250062	CONNECTOR - Tab W/Flag .187, #20-16 Wire ....	A/R
23	250072	TUBING - Shrink, 3/16 I.D. x 3/4 O.A.L. ....	A/R
24	250612	CONNECTOR - Ring #8, #18-14 Wire ....	A/R

\*\*\*Not Salable As An Assembly

# Parts Catalog

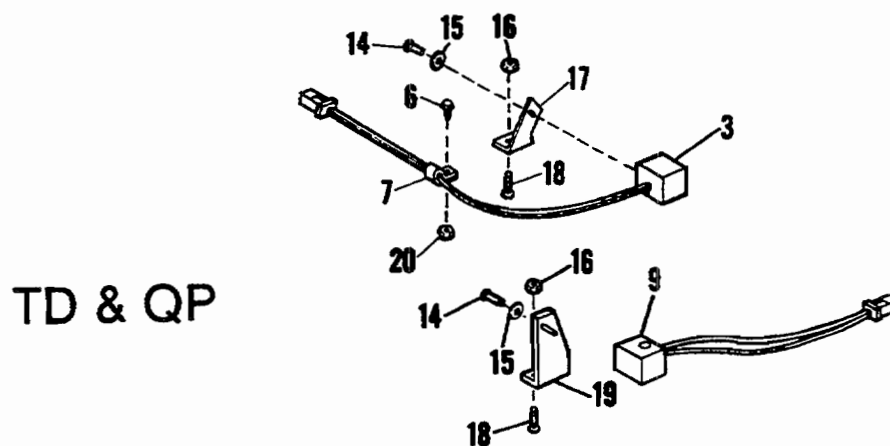
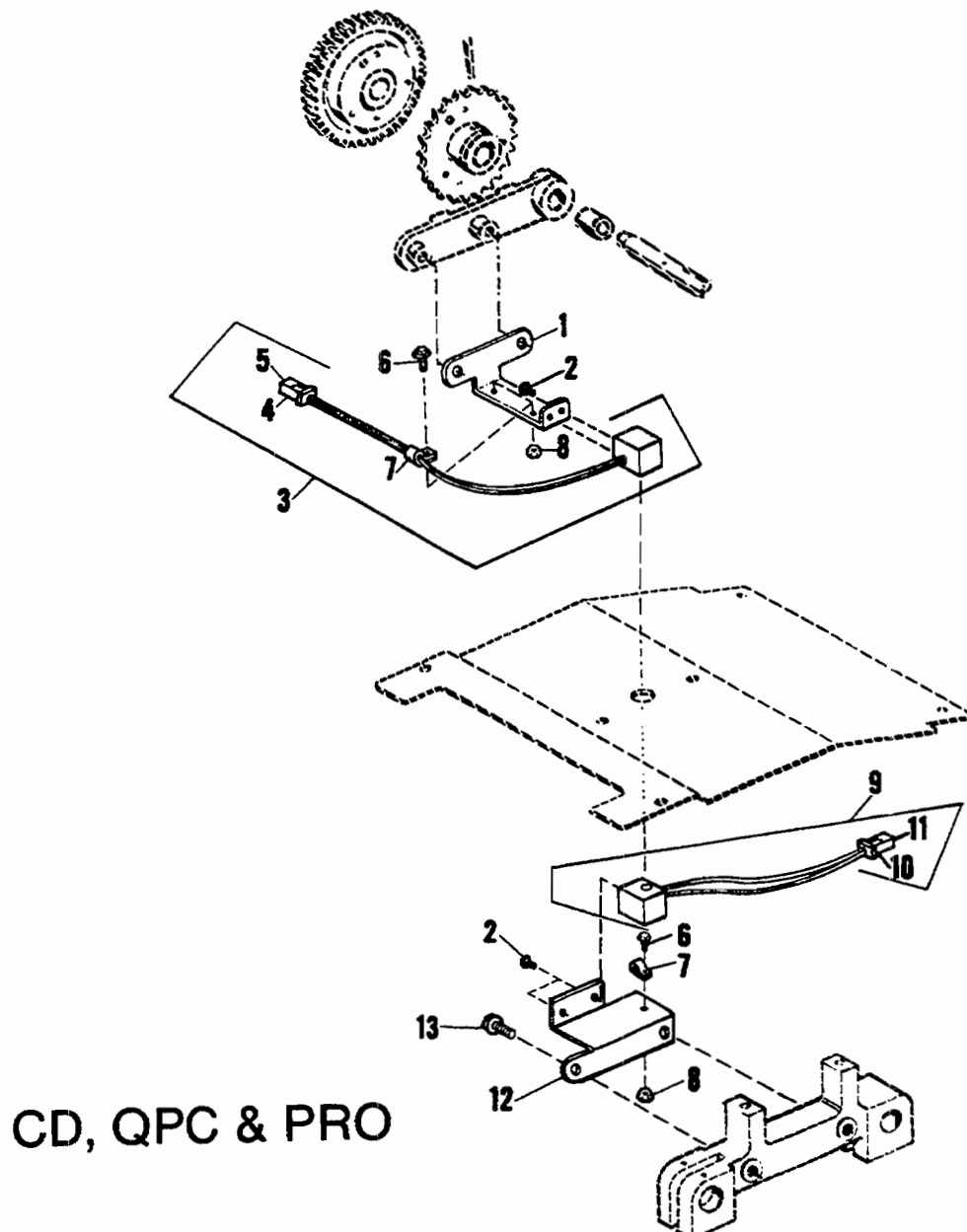


FIGURE 51  
MODEL 9815/9850 Jam Detector Assembly

# Parts Catalog

Index No.	Part No.	MODEL 9805/9850 Figure 51 Description	Units Per Assy.
1	>016903	BRACKET - Mounting, Sensor .....	1
2	000895	SCREW - 6-32 x 3/8 .....	4
3	011506	PHOTOTRANSISTOR ASSEMBLY .....	1
4	250256	CONNECTOR HOUSING - Plug .....	1
5	250259	TERMINAL - Socket .....	2
6	111034	SCREW - 8-32 x 3/8 .....	4
7	250202	CLAMP - Cable, 1/8 .....	4
8	>014811	NUT - 8-32 .....	1
9	011507	LAMP ASSEMBLY - Infrared .....	1
10	250258	CONNECTOR HOUSING - Socket .....	1
11	250257	TERMINAL - Pin .....	2
12	>016906	BRACKET - Mounting, Lamp .....	1
13	111071	SCREW - 1/4-28 x 1/2 .....	2
14	014233	SCREW - 6-32 x 3/8 .....	4
15	006801	WASHER - Flat, .149 I.D. ....	4
16	150083	NUT - 10-32 .....	1
17	011517	BRACKET - Mounting, Sensor 10-32 x 3/8 .....	4
19	011518	BRACKET - Mounting, Lamp .....	1
20	150081	NUT - 8-32 .....	4

>For Chain Delivery with Aluminum Frames

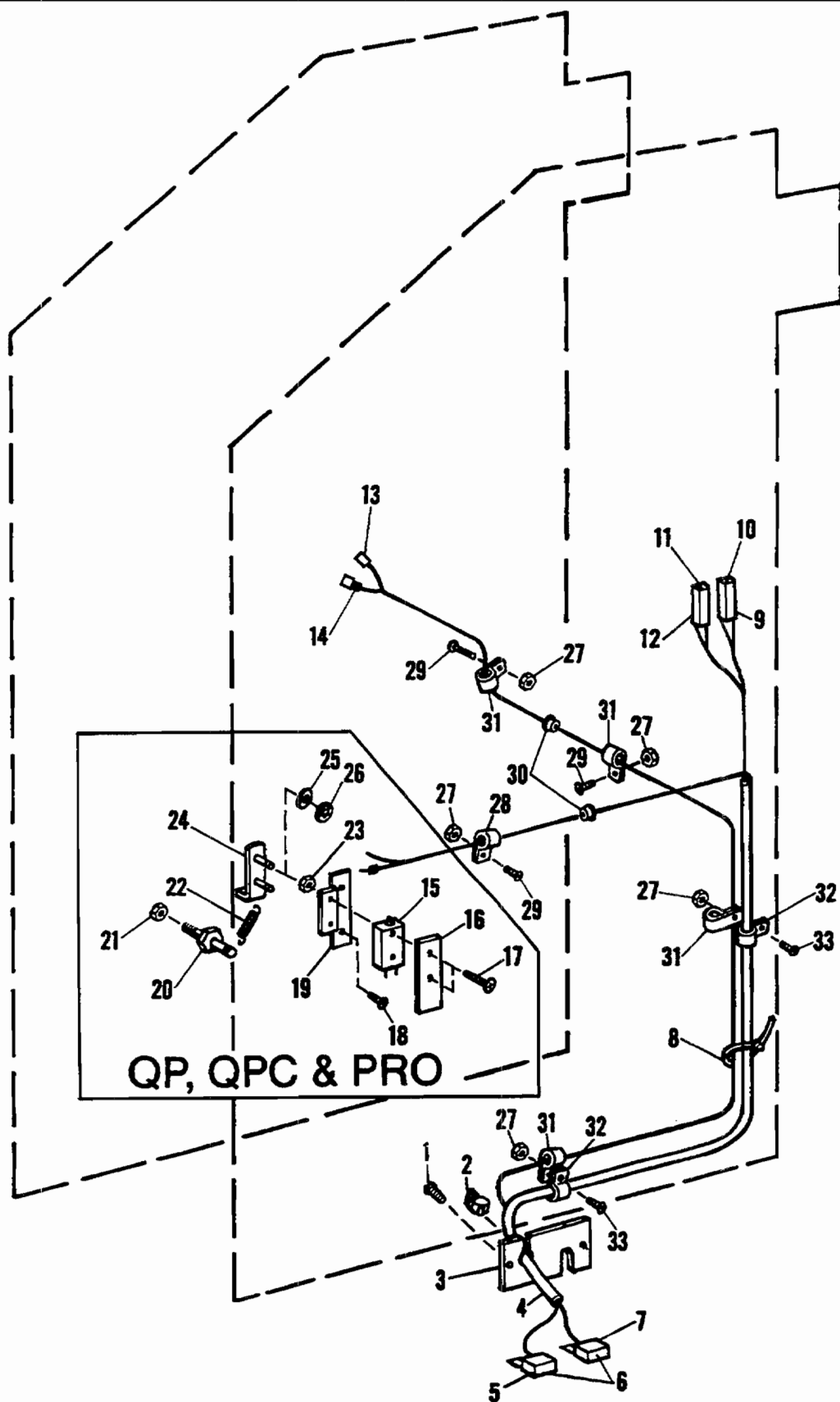


FIGURE 52  
MODEL 9815/9850 Harness Assembly - Doubles, Jam and Low Paper



# Parts Catalog

Index No.	Part No.	MODEL 9805/9850 Figure 52 Description	Units Per Assy.
1	111034	SCREW - 8-32 x 3/8 .....	2
2	275005	STRAIN RELIEF .....	1
3	017671	PLATE - Strain Relief .....	1
4	017131	HARNES ASSEMBLY - Doubles, jam & Low Paper .....	1
5	253034	HOUSING - Connector (12) .....	1
6	252989	TERMINAL - Female .....	8
7	253035	HOUSING - Connector (18) .....	1
8	250077	TIE - Cable .....	43
9	250256	HOUSING - Pin (2) .....	1
10	250257	TERMINAL - Pin .....	2
11	250259	TERMINAL - Socket .....	2
12	250258	HOUSING - Socket (2) .....	1
13	250061	CONNECTOR .....	2
14	251323	TUBING - Shrinkable .....	4
15	250806	SWITCH - Magnetic, Reed .....	1
16	196330	SHIELD - Terminal .....	1
17	110002	SCREW - 2-56 x 5/16 .....	2
18	001552	SCREW - 8-32 x 3/8 .....	2
19	016919	PLATE - Switch .....	1
19	087756	PLATE - Switch (New Style) .....	1
20	072412	PIN - Spring .....	1
21	001812	NUT - 10-32 .....	1
22	064673	SPRING - Tension, 1/4 O.D. x 1-37/64 O.A.L. ....	1
23	100137	NUT - 2-56 .....	2
24	016918	BRACKET ASSEMBLY .....	1
25	006675	WASHER - Flat, .252 I.D. x .500 O.D. x .021 .....	2
26	001060	RING - Retaining, .208 I.D. ....	2
27	014811	NUT - 8-32 .....	9
28	250202	CLAMP - Cable, 1/8 .....	1
29	100134	SCREW - 8-32 x 1/2 .....	5
30	251520	BUSHING .....	3
31	250203	CLAMP - Cable, 1/4 .....	7
32	250273	CLAMP - Cable, 7/16 .....	4
33	001611	SCREW - 8-32 x 5/8 .....	4

# Parts Catalog

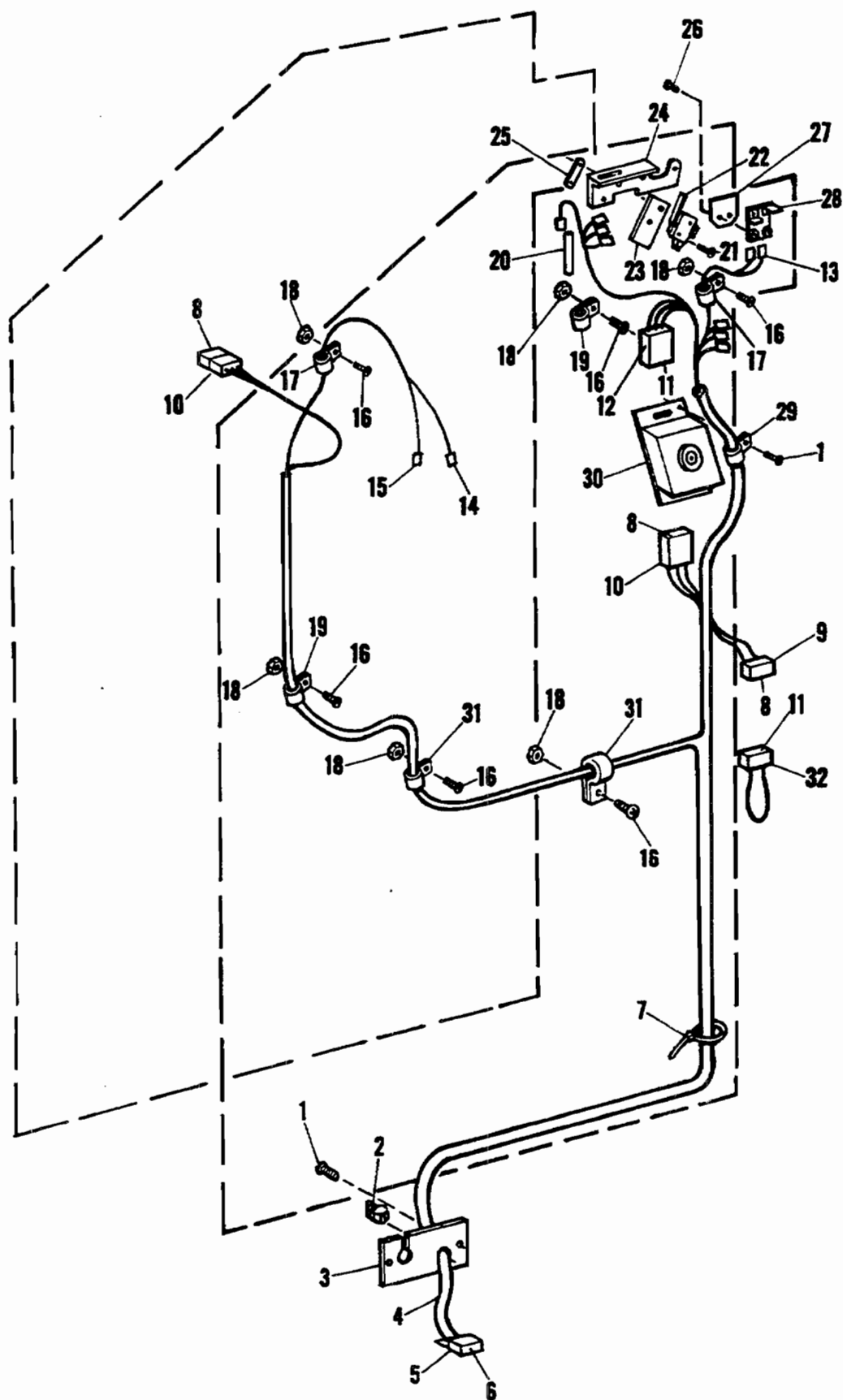


FIGURE 53  
MODEL 9815/9850 Harness Assembly - N.O.S.

# Parts Catalog

Index No.	Part No.	MODEL 9805/9850 Figure 53 Description	Units Per Assy.
1	111034	SCREW - 8-32 x 3/8 .....	4
2	250293	STRAIN RELIEF .....	1
3	017700	PLATE - Strain Relief .....	1
4	017839	HARNESS ASSEMBLY - N.O.S., Optical .....	1
4	017490	HARNESS ASSEMBLY - N.O.S., Hall Effect .....	1
5	253029	HOUSING - Connector (20) .....	1
6	252989	TERMINAL - Female .....	18
7	250077	TIE - Cable .....	72
8	252528	TERMINAL - Socket .....	8
9	251647	HOUSING - Socket (2) .....	1
10	253386	HOUSING - Socket (3) .....	1
11	252527	TERMINAL - Pin .....	3
12	252793	HOUSING - Pin (3) .....	1
13	251426	TERMINAL - Flag, Female .....	3
14	250072	TUBING - Shrinkable .....	3
15	250062	TERMINAL - Female .....	10
16	100134	SCREW - 8-32 x 1/2 .....	10
17	250202	CLAMP - Cable, 1/8 .....	5
18	014811	NUT - 8-32 .....	10
19	250205	CLAMP - Cable, 3/16 .....	2
20	251 195	CONNECTOR - Line .....	1
21	111006	SCREW - 4-40 x 9/16 .....	2
22	252439	SWITCH - Micro .....	1
23	006917	INSULATION - Switch .....	1
24	007957	BRACKET - Switch Mounting .....	1
25	190555	PLATE - Nut .....	1
26	101165	SCREW - 10-16 x 5/8 .....	2
27	007932	SHIELD - Reed Switch .....	2
28	076864	SWITCH ASSEMBLY - Reed .....	2
29	250098	CLAMP - Cable, 3/8 .....	2
30	018391	CLOCK ASSEMBLY - Sync., Mechanism (New Design) .....	1
31	250203	CLAMP - Cable, 1/4 .....	3
32	251220	HOUSING - Pin (2) .....	1
For 43-dash 9805/50 240V 50Hz. United Kingdom Machines			
4	010434	HARNESS ASSEMBLY - N.O.S. .... United Kingdom .....	1

# Parts Catalog

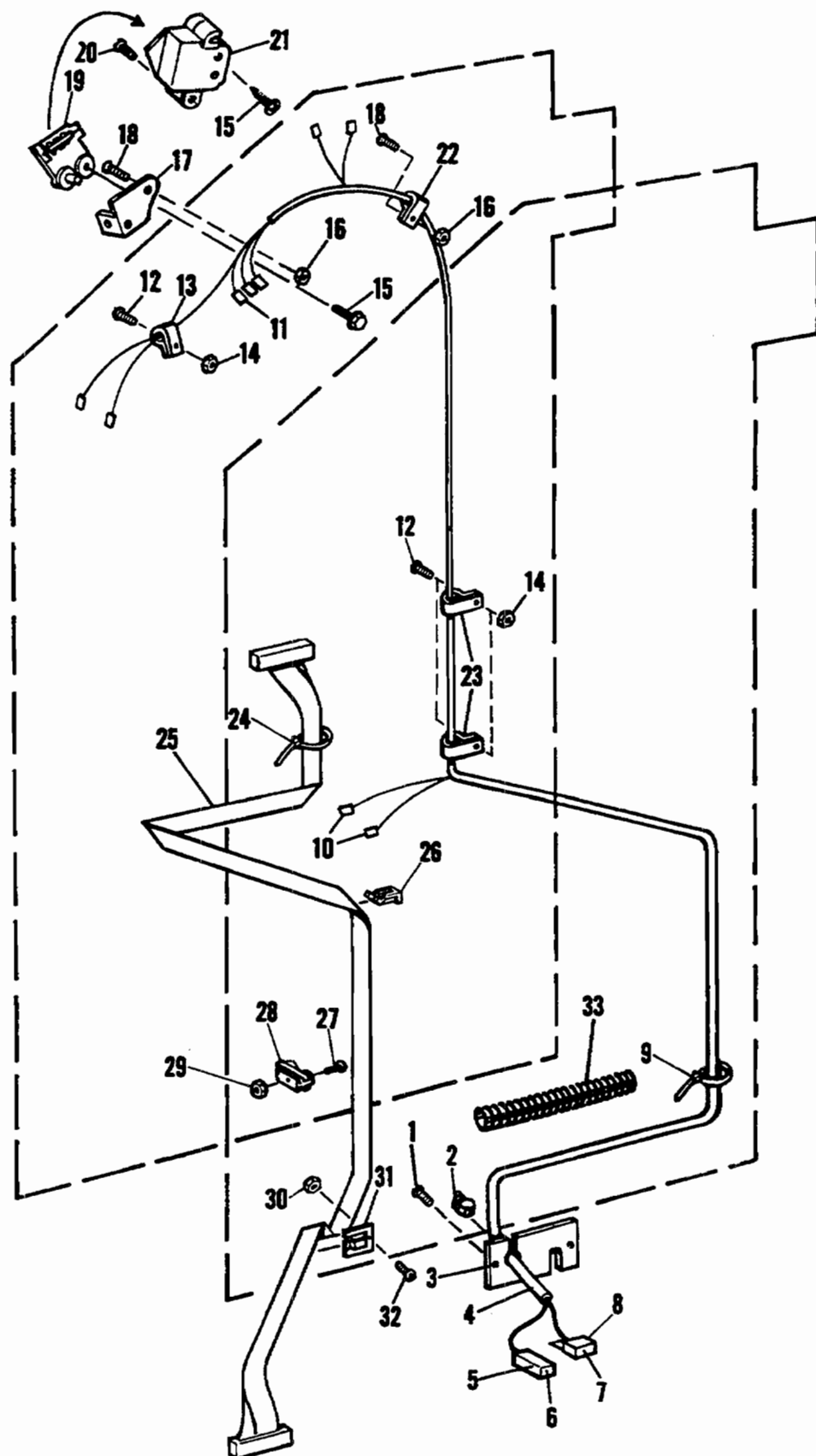


FIGURE 54  
MODEL 9815/9850 Harness Assembly - O.S.

# Parts Catalog

Index No.	Part No.	MODEL 9805/9850 Figure 54 Description	Units Per Assy.
1	111034	SCREW - 8-32 x 3/8 .....	2
2	275005	STRAIN RELIEF .....	1
3	017700	PLATE - Strain Relief .....	1
4	017838	HARNESS ASSEMBLY - O.S., Optical .....	1
4	017489	HARNESS ASSEMBLY - O.S., Hall Effect .....	1
5	251508	HOUSING - Socket (4) .....	1
6	251089	TERMINAL - Socket .....	4
7	252989	TERMINAL - Female .....	11
8	252990	HOUSING - Connector (14) .....	1
9	250077	TIE - Cable .....	56
10	250062	TERMINAL - Female .....	8
11	251426	TERMINAL - Flag, Female .....	1
12	100134	SCREW - 8/32 x 1/2 .....	3
13	250202	CLAMP - Cable, 1/8 .....	1
14	014811	NUT - 8-32 .....	3
15	120032	SCREW - 10-16 x 1/2 .....	3
16	014808	NUT - 10-32 .....	3
17	007989	COVER - Reed Switch .....	1
18	001555	SCREW - 10-32 x 1/2 .....	3
19	076864	SWITCH ASSEMBLY - Reed .....	2
20	014203	SCREW - 10-32 x 5/8 .....	20
21	007815	COVER - Reed Switch .....	1
22	200049	CLAMP - Cable, 1/4 .....	1
23	250203	CLAMP - Cable, 1/4 .....	2
24	250493	TIE - Cable .....	1
25	017864	CABLE ASSEMBLY - Ribbon (Keyboard To Control Box) .....	1
27	200347	SCREW - Flat Head, 6-32 x 3/8 .....	4
9	014812	NUT - 6-32 .....	4
0	100716	NUT - Lock, 6-32 .....	1

For 48-dash 9805/50 240V 50Hz. United Kingdom Machines

4	010433	HARNESS ASSEMBLY - O.S. ....	United Kingdom .....	1
---	--------	------------------------------	----------------------	---

# Parts Catalog

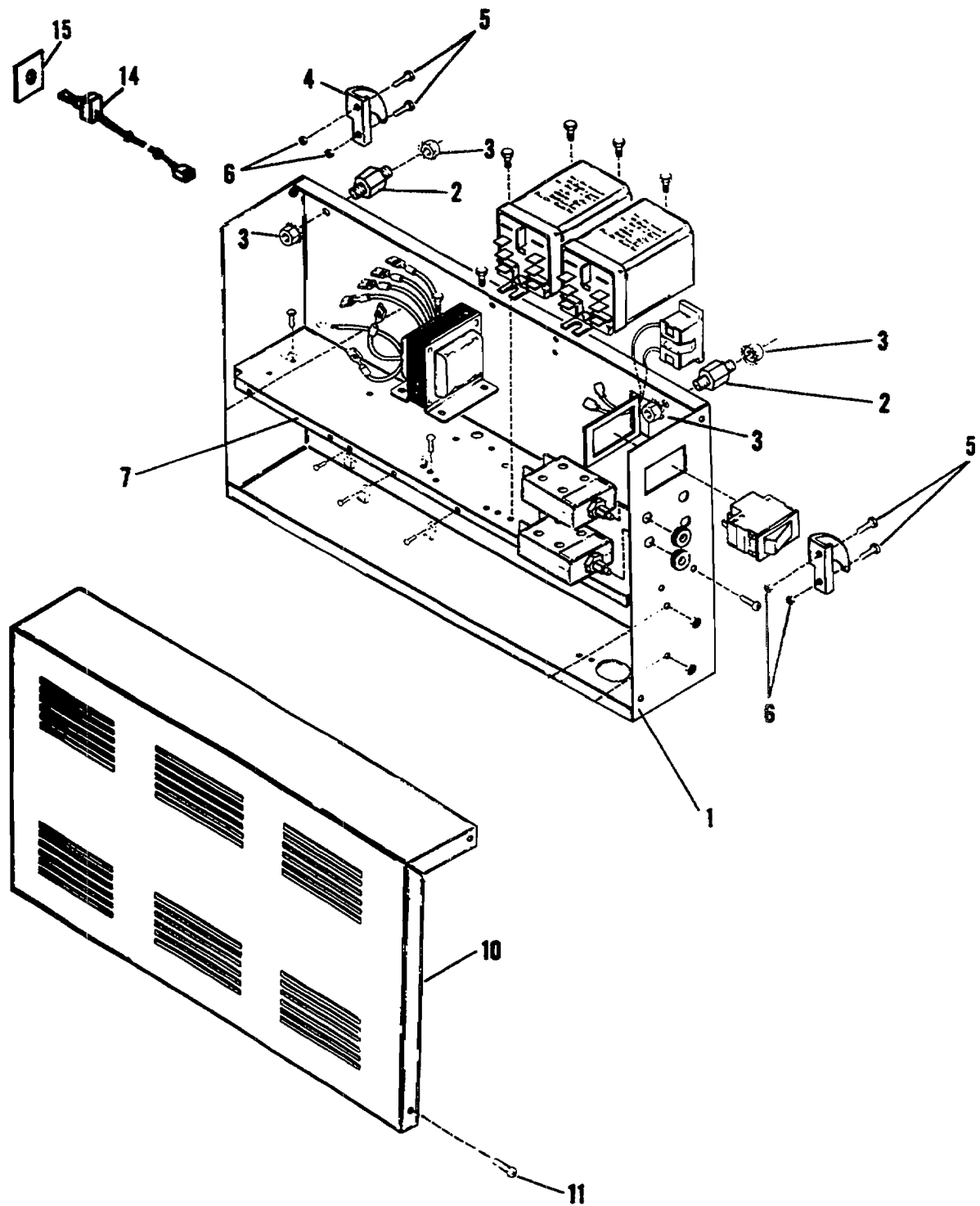


FIGURE 55  
MODEL 9815/9850 Control Box - Part I

# Parts Catalog

Index		MODEL 9805/9850 Figure 55		Units
No.	Part No.	Description		Per Assy.
	017109	CONTROL BOX ASSEMBLY - 115V. 60HZ. (TD and CD) .....		1
	017844	CONTROL BOX ASSEMBLY - 115V. 60HZ. (QP, QPC and PRO) .....		1
	018538	CONTROL BOX ASSEMBLY - 9840 B .....		1
1	017657	BOX - Control .....		1
1	018532	BOX - Control - 9840 B .....		1
2	017144	POST .....		2
3	014807	NUT - 1/4-28 .....		4
4	017146	BRACKET - Pivot .....		2
5	111071	SCREW - 1/4-28 x 1/2 .....		4
6	014807	NUT - 1/4-28 .....		4
7	017655	PANEL ASSEMBLY .....		1
10	017659	COVER .....		1
10	018533	COVER - 9840 B .....		1
11	101517	SCREW - 8-32 x 3/8 .....		4
12	101398	SCREW - 6-32 x 1/2 .....		2
13	014812	NUT - 6-32 .....		2
14	018523	SWITCH ASSEMBLY - Jam Detect Bypass (9840 B) .....		1
15	018545	DECAL - ON/OFF - 9840 B .....		1
For Other Than 115 V. 60 Hz. or 115 V. 50/60 Hz. Dual Usage				
	017108	CONTROL BOX ASSEMBLY - 100V. 50/60Hz. (TD and CD) .....		1
	017847	CONTROL BOX ASSEMBLY - 100V. 50/60Hz. (QP, QPC and PRO) .....		1
	017110	CONTROL BOX ASSEMBLY - 200V. 50/60Hz. (TD and CD) .....		1
	017849	CONTROL BOX ASSEMBLY - 200V. 50/60Hz. (QP, QPC and PRO) .....		1
	017111	CONTROL BOX ASSEMBLY - 220V. 50Hz. (TD and CD) .....		1
	017850	CONTROL BOX ASSEMBLY - 220V. 50Hz. (QP, QPC and PRO) .....		1
	017112	CONTROL BOX ASSEMBLY - 230V. 60Hz. (TD and CD) .....		1
	017845	CONTROL BOX ASSEMBLY - 230V. 60Hz. (QP, QPC and PRO) .....		1
	017113	CONTROL BOX ASSEMBLY - 240V. 50Hz. (TD and CD) .....		1
	007851	CONTROL BOX ASSEMBLY - 240V. 50Hz. (QP, QPC and PRO) .....		1

# Parts Catalog

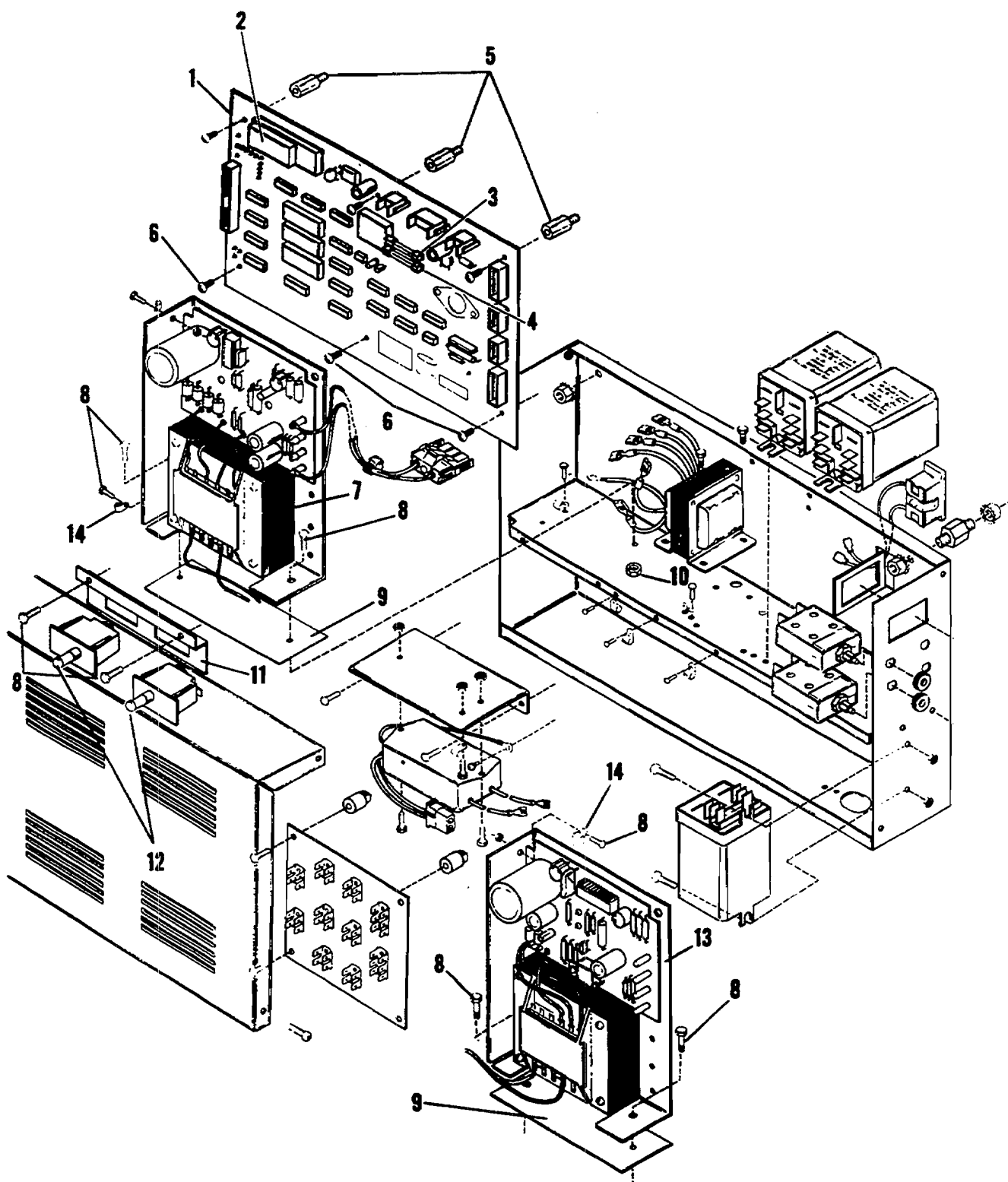


FIGURE 56  
MODEL 9815/9850 Control Box - Part II



# Parts Catalog

Index Part		MODEL 9805/9850 Figure 56	Units
No.	No.	Description	Per Assy.
1	017130	P.C. BOARD ASSEMBLY - Controller, Optical (TD and CD) .....	1
1	018490	P.C. BOARD ASSEMBLY - Hall Effect (TD and CD) .....	1
1	018385	P.C. BOARD ASSEMBLY - Controller, Optical (QP, QPC and PRO) .....	1
1	018491	P.C. BOARD ASSEMBLY - Hall Effect (QP, QPC and PRO) .....	1
2	016309	INTEGRATED CIRCUIT .....	1
3	252781	FUSE - 1-1/4Amp. 250V .....	1
4	250915	FUSE - 3Amp. 250V .....	1
5	196333	STAND-OFF .....	6
6	001548	SCREW - 6-32 x 3/8 .....	6
7	017870	POWER SUPPLY - 24V. 115V .....	1
8	111034	SCREW - 8-32 x 3/8 .....	9
9	017019	INSULATOR .....	2
10	014811	NUT - 8-32 .....	2
11	017032	BRACKET ASSEMBLY .....	1
12	250952	SWITCH - Bypass, Pump and Drive .....	2
13	017866	POWER SUPPLY - 5V. 115V .....	1
14	250505	CLAMP - Cable .....	3

For Other Than 115 V. 60 Hz. or 115 V 50/60 Hz. Dual Usage

7	017871	POWER SUPPLY - 24V. 100V. ....	1
7	017872	POWER SUPPLY - 24V. 200/220V. ....	1
7	017873	POWER SUPPLY - 24V. 230/240V. ....	1
13	017867	POWER SUPPLY - 5V. 100V. ....	1
13	017869	POWER SUPPLY - 5V. 200/220V. ....	1
13	017868	POWER SUPPLY - 5V. 230/240V. ....	1

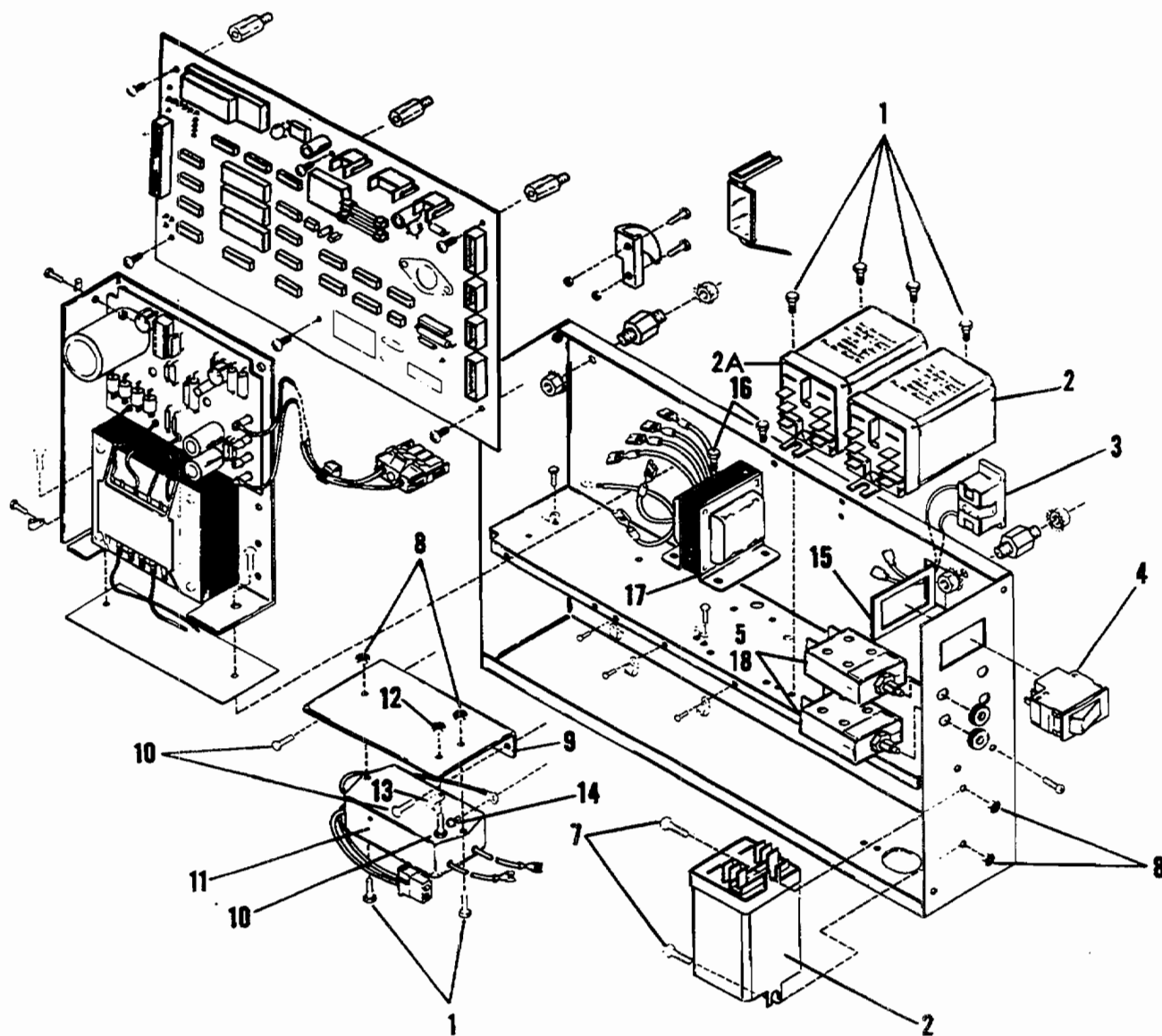


FIGURE 57  
MODEL 9815/9850 Control Box - Part III

# Parts Catalog

Index No.	Part No.	MODEL 9805/9850 Figure 57 Description	Units Per Assy.
1	100684	SCREW - 6-32 x 3/16 .....	5
2	253857	RELAY - 24V.D.C., 20Amp. Drive .....	2
2A	252829	RELAY - 24V.D.C., 20Amp. Pump .....	1
3	079613	RECEPTACLE - Work Light .....	1
4	252819	CIRCUIT BREAKER - 1.2Amp. 100/115V. ....	1
5	250051	CIRCUIT BREAKER - 10Amp. ....	2
7	101151	SCREW - 6-32 x 5/16 .....	2
8	014812	NUT - 6-32 .....	2
9	017670	BRACKET - Filter .....	1
10	111034	SCREW - 8-32 x 3/8 .....	2
11	017875	FILTER ASSEMBLY - RFI .....	1
12	014811	NUT - 8-32 .....	1
13	250202	CLAMP - Cable .....	1
14	001106	SCREW - 10-32 x 5/16 .....	4
15	017672	PLATE - Switch .....	1

For Other Than 115 V. 60 Hz. or 115 V 50/60 Hz. Dual Usage

4	252818	CIRCUIT BREAKER - .6Amp. 200/220/230/240V. ....	1
5	252539	CIRCUIT BREAKER- 6Amp. 230V. 60HZ. PRO .....	2
5	252838	CIRCUIT BREAKER- 5Amp. 200/220/240V. ....	2
16	001693	SCREW - 8-32 x 7/16 .....	4
17	079616	TRANSFORMER - 100/115V. 230V. - 115V. Work Lamp .....	1
18	252537	CIRCUIT BREAKER - 8Amp. 200/220/240V. ....	2

# Parts Catalog

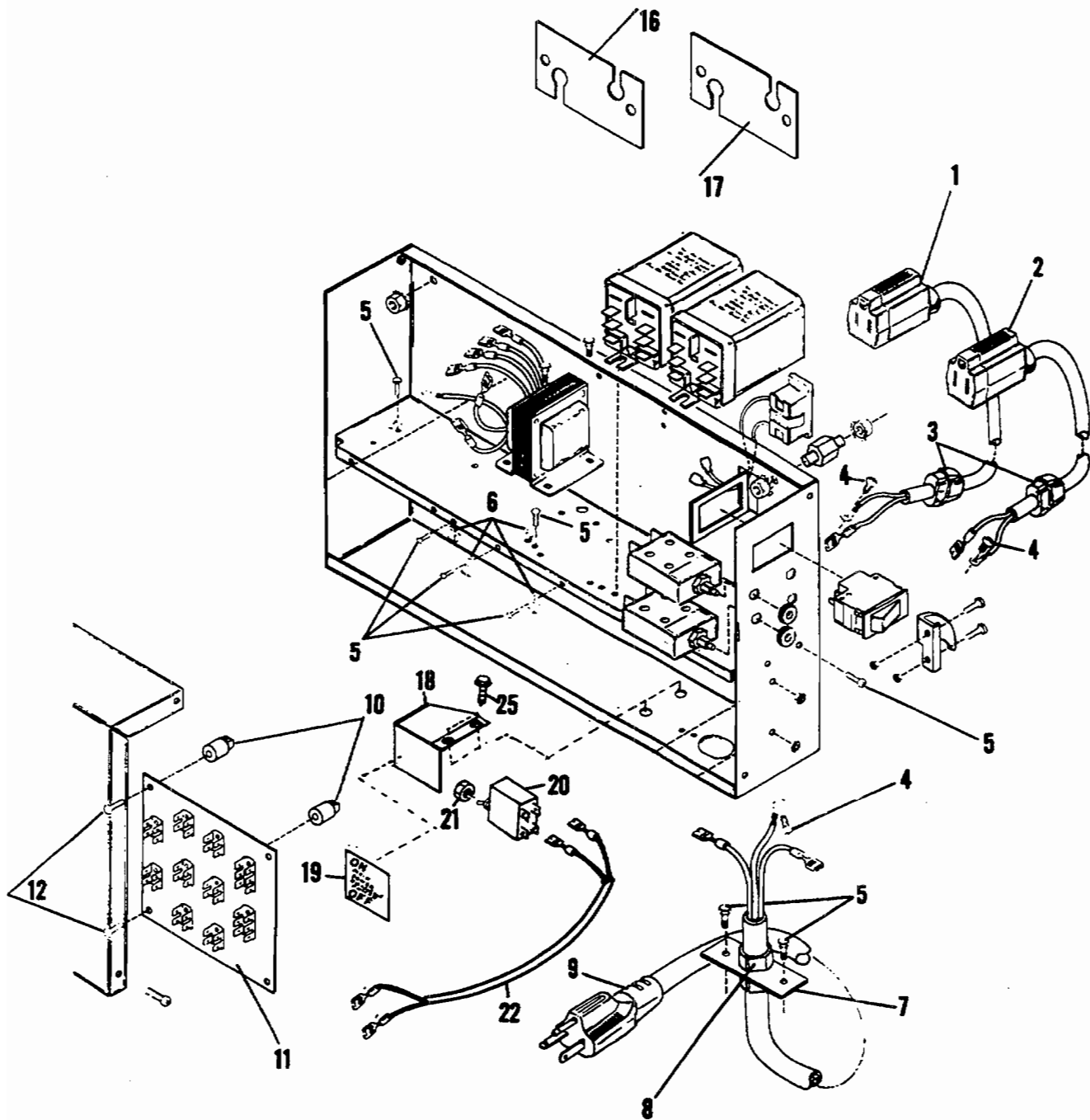


FIGURE 58  
MODEL 9815/9850 Control Box - Part IV

# Parts Catalog

Index No.	Part No.	MODEL 9805/9850 Figure 58 Description	Units Per Assy.
1	017999	CORD - Pump Motor, 100/115V.....	1
2	017810	CORD - Drive Motor, 100/115V.....	1
3	250293	STRAIN RELIEF.....	2
4	001106	SCREW - 10-32 x 5/16.....	3
5	111034	SCREW - 8-32 x 3/8.....	9
6	250205	CLAMP - Cable.....	1
7	017660	PLATE - Support.....	1
8	059717	STRAIN RELIEF.....	1
9	017732	CORD - Power, 100/115V.....	1
10	101368	GROMMET.....	4
11	017667	TERMINAL BOARD.....	1
12	101369	SCREW - 8-18 x 7/8.....	4
13	017843	HARNESS ASSEMBLY - A.C. (Not Illustrated).....	1
13	016756	HARNESS ASSEMBLY - A.C. (Not Illustrated) New Style Relays.....	1
14	017842	HARNESS ASSEMBLY - D.C (Not Illustrated).....	1
14	016762	HARNESS ASSEMBLY - D.C. (Not Illustrated) New Style Relays.....	1
15	016931	HARNESS ASSEMBLY - Bypass (Not Illustrated).....	1
16	017671	PLATE - Strain Relief, 100/115V.....	1
17	017700	PLATE - Strain Relief.....	1
18	017624	BRACKET.....	1
19	017610	DECAL.....	1
20	253005	SWITCH.....	1
21	100684	NUT - 8-32.....	1
22	017675	HARNESS ASSEMBLY.....	1

For Other Than 115 V. 60 Hz. or 115 V. 50/60 Hz. Dual Usage

1	017997	CORD - Pump Motor, 200/220/230/240V.....	1
2	017879	CORD - Drive Motor, 200/220/230/240V.....	1
9	017733	CORD - Power, 200/230V.....	1
9	017736	CORD - Power, 220/240V.....	1
16	017661	PLATE - Strain Relief, 200/220/230/240V.....	1

# Parts Catalog

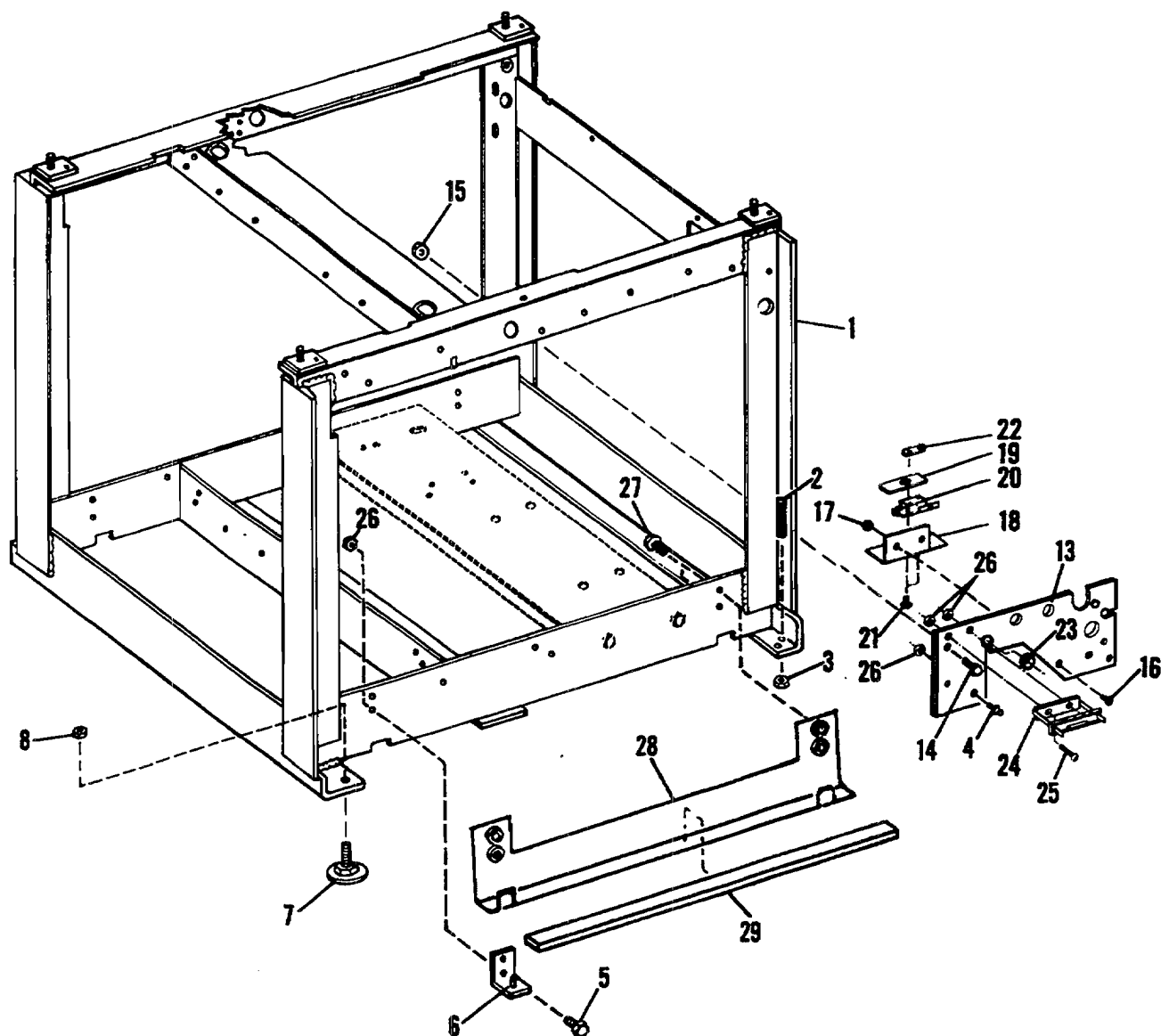


FIGURE 59  
MODEL 9815/9850 Base Frames and Hardware

# Parts Catalog

---

Index No.	Part No.	MODEL 9805/9850 Figure 59 Description	Units Per Assy.
1	017545	BASE ASSEMBLY .....	1
2	101913	SCREW - Set, 1/2-20 x 2.000 .....	2
3	021095	NUT - 1/2-20 .....	2
4	054402	STRIKE .....	2
5	111070	SCREW - 1/4-28 x 7/16 .....	4
6	017722	BRACKET - Support Cover .....	4
7	017542	GLIDER .....	3
8	001845	NUT - 3/8-24 .....	3
13	017147	PLATE ASSEMBLY - O.S. ....	1
13	017768	PLATE ASSEMBLY - N.O.S. ....	1
14	111054	SCREW - 8-32 x 3/8 .....	2
15	014808	NUT - 10-32 .....	2
16	014187	SCREW - 4-40 x 5/8 .....	2
17	014811	NUT - 8-32 .....	2
18	017775	BRACKET .....	1
19	195913	INSULATOR .....	2
20	017760	SWITCH - 125V. .1Amp. ....	1
21	100678	SCREW - 4-40 x 5/8 .....	2
22	190555	NUT PLATE .....	1
23	251520	BUSHING - Nylon .....	1
24	252841	CLAMP - Cable .....	1
25	100347	SCREW - 6-32 x 3/8 .....	2
26	014812	NUT - 6-32 .....	2
27	111073	SCREW - 1/4-28 x 5/8 .....	8
28	400613	BRACKET ASSEMBLY - Support, Cover .....	2
29	400641	GASKET .....	2

# Parts Catalog

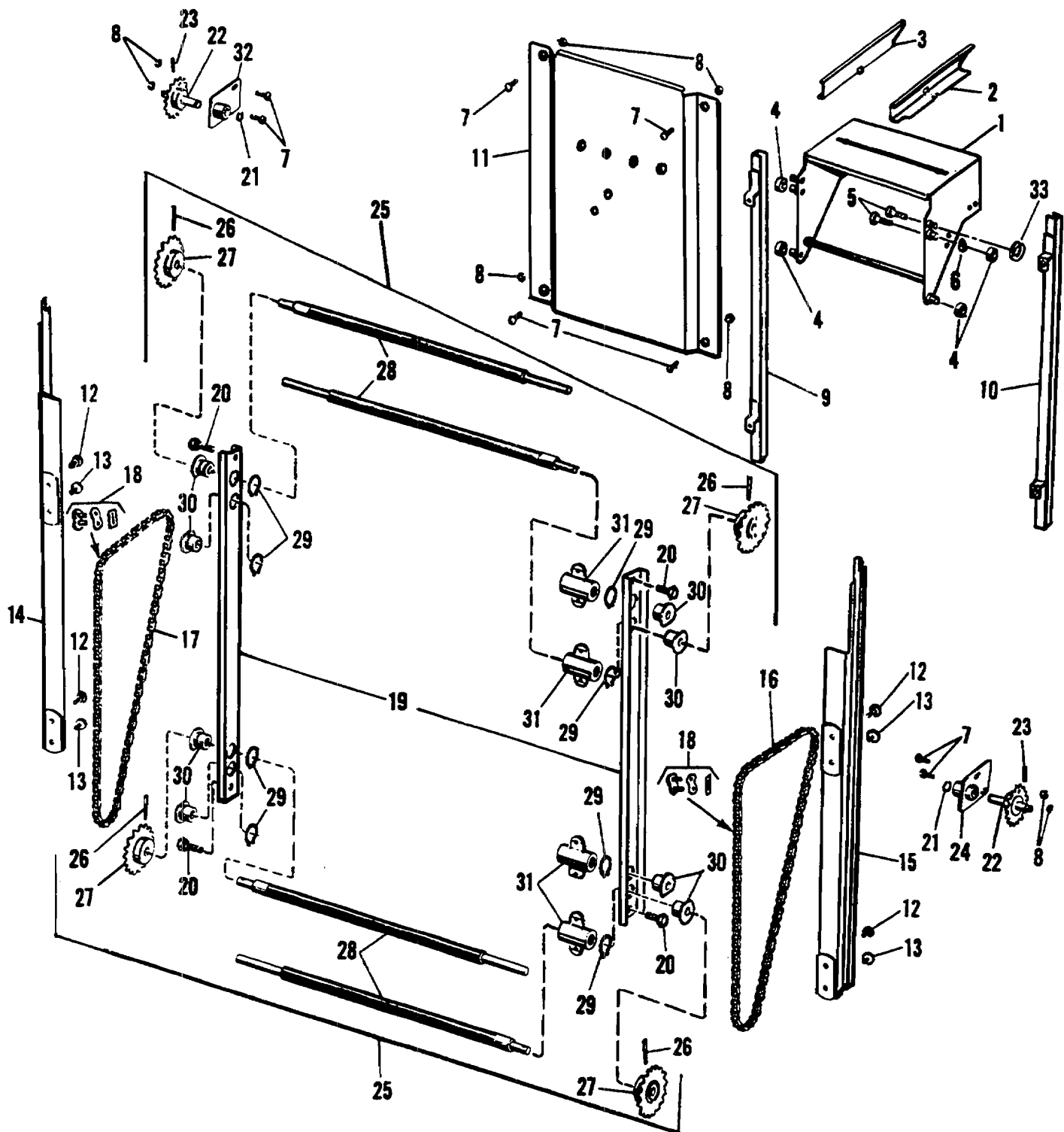


FIGURE 60  
MODEL 9815/9850 Feed Table and Feed Adjusting Mechanism



# Parts Catalog

Index No.	Part No.	MODEL 9805/9850 Figure 60 Description	Units Per Assy.
1	017682	FEED TABLE ASSEMBLY .....	1
1	018529	FEED TABLE ASSEMBLY - 9840 B .....	1
2	011431	SUPPORT GUIDE - O.S. ....	1
2	078830	SUPPORT GUIDE - O.S. - 9840 B .....	1
3	011432	SUPPORT GUIDE - N.O.S. ....	1
3	078831	SUPPORT GUIDE - N.O.S. - 9840 B .....	1
4	072029	TRUCK - Feed Table .....	4
5	001690	SCREW - 10-32 x 5/16 .....	2
6	073473	BRACKET - Trip .....	1
7	111073	SCREW - 1/4-28 x 5/8 .....	12
8	150085	NUT - 1/4-28 .....	12
9	011052	CHANNEL ASSEMBLY - N.O.S. ....	1
10	011051	CHANNEL ASSEMBLY - O.S. ....	1
11	017167	PANEL - Cover, (M9815/M9850) (Old Design) .....	1
11	008109	PANEL - Cover (M9805/M9810) (Old Design) .....	1
11	010081	PANEL - Cover & Motor Mount (New Design) .....	1
12	016327	SCREW - Shoulder, 10-32 .....	4
13	016060	SCREW - 10-32 x 3/8 .....	4
14	087266	GUIDE ASSEMBLY - N.O.S. (with Micro Lateral) .....	1
14	072070	GUIDE ASSEMBLY - N.O.S. (without Micro Lateral) .....	1
15	072069	GUIDE ASSEMBLY - O.S. ....	1
16	072024	CHAIN - Table Adjusting, O.S. ....	1
17	072037	CHAIN - Table Adjusting, N.O.S. ....	1
18	071576	LINK - Master .....	1
19	072063	BRACKET - Guide Screw Bearing .....	2
20	111089	SCREW - 5/16-24 x 5/8 .....	4
21	001048	RING - Retaining, .463 I.D. ....	2
22	013947	SPROCKET ASSEMBLY - Table Adjusting .....	2
23	001980	PIN - Roll, .135 O.D. x .640 O.A.L. ....	2
24	011077	BRACKET ASSEMBLY - N.O.S. ....	1
25	007533	SCREW ASSEMBLY - Feed Table Guide .....	4
26	000024	PIN - Taper, .176 O.D. x 1.141 O.A.L. ....	4
27	*072044	SPROCKET - 15 Tooth .....	4
28	*007534	SCREW .....	4
29	100119	RING - Retaining, .815 I.D. ....	8
30	072064	BEARING - Guide Screw .....	4
31	084473	BEARING - Guide Screw .....	4
32	011076	BRACKET ASSEMBLY - O.S. ....	1
33	001095	RING - Retaining, .245 I.D. ....	2

\*Not Procurable Separately

## Supply Items

9122 - 11"x17" Paper Support Boards, 12 per carton

9123 - 8-1/2"x11", 14" Paper Support Boards 12 per carton

# Parts Catalog

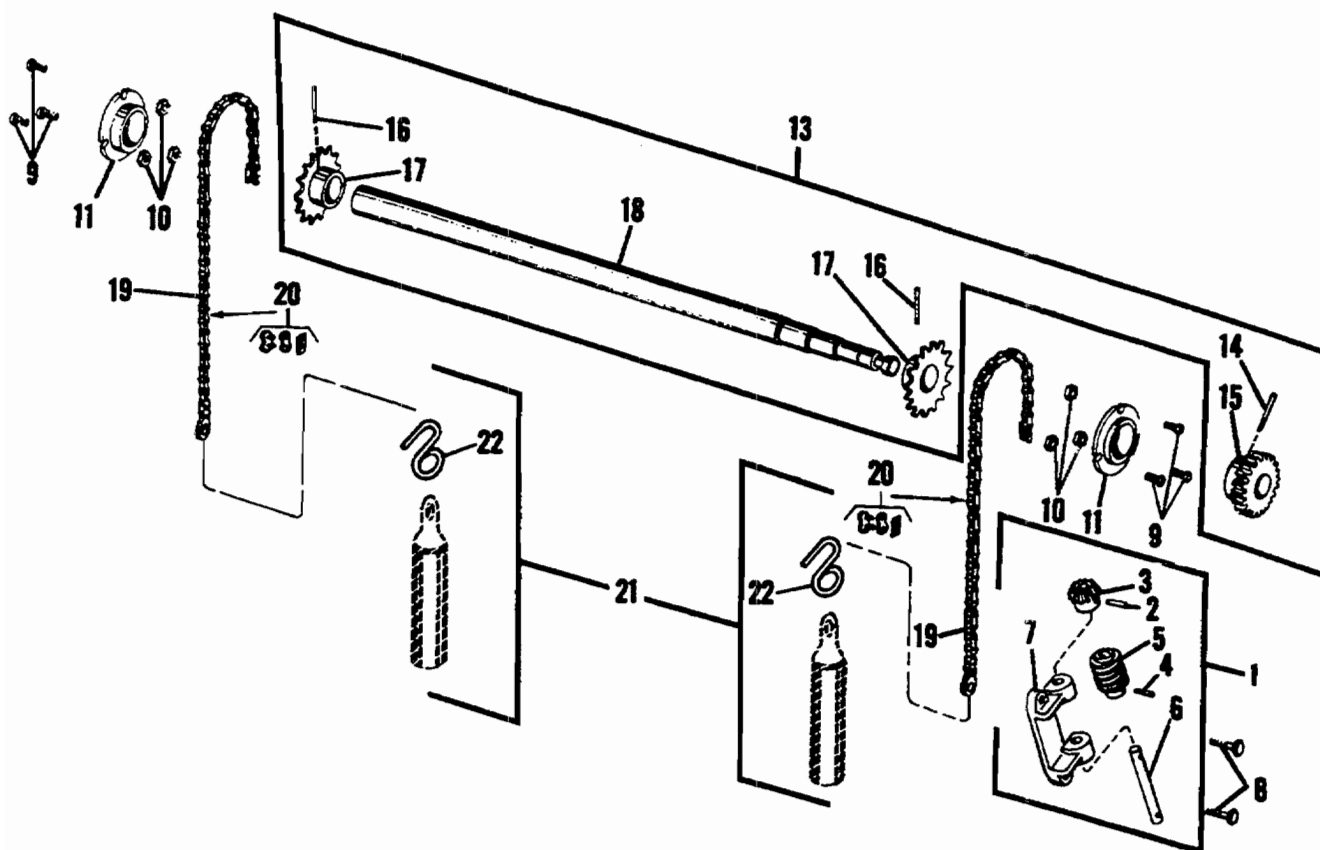


FIGURE 61  
MODEL 9815/9850 Table Raising Mechanism

# Parts Catalog

Index No.	Part No.	MODEL 9805/9850 Figure 61 Description	Units Per Assy.
1	080334	MITER AND WORM GEAR ASSEMBLY .....	1
2	100966	PIN - Spiral, .182 O.D. x .822 O.A.L. ....	1
3	*081607	GEAR .....	1
4	001920	PIN - Taper, .149 O.D. x .786 O.A.L. ....	1
5	*072636	GEAR - Worm .....	1
6	*072574	SHAFT .....	1
7	080337	BRACKET - Miter and Worm .....	1
8	072575	SCREW - 1/4-28 .....	2
9	001555	SCREW - 10-32 x 1/2 .....	6
10	024248	NUT - 10-32 .....	6
11	072599	BEARING ASSEMBLY .....	2
13	017151	SHAFT ASSEMBLY - Table Raising .....	1
14	149385	PIN - Spiral, .152 O.D. x 1.250 O.A.L. ....	1
15	*080336	GEAR .....	1
16	001936	PIN - Taper, 1.250 O.A.L. ....	2
17	*072041	SPROCKET .....	2
18	*017150	SHAFT .....	1
19	072035	CHAIN ASSEMBLY - Table Raising .....	2
20	071576	LINK - Master .....	1
21	072077	WEIGHT ASSEMBLY .....	2
22	194835	HOOK .....	1

\*Not Procurable Separately

# Parts Catalog

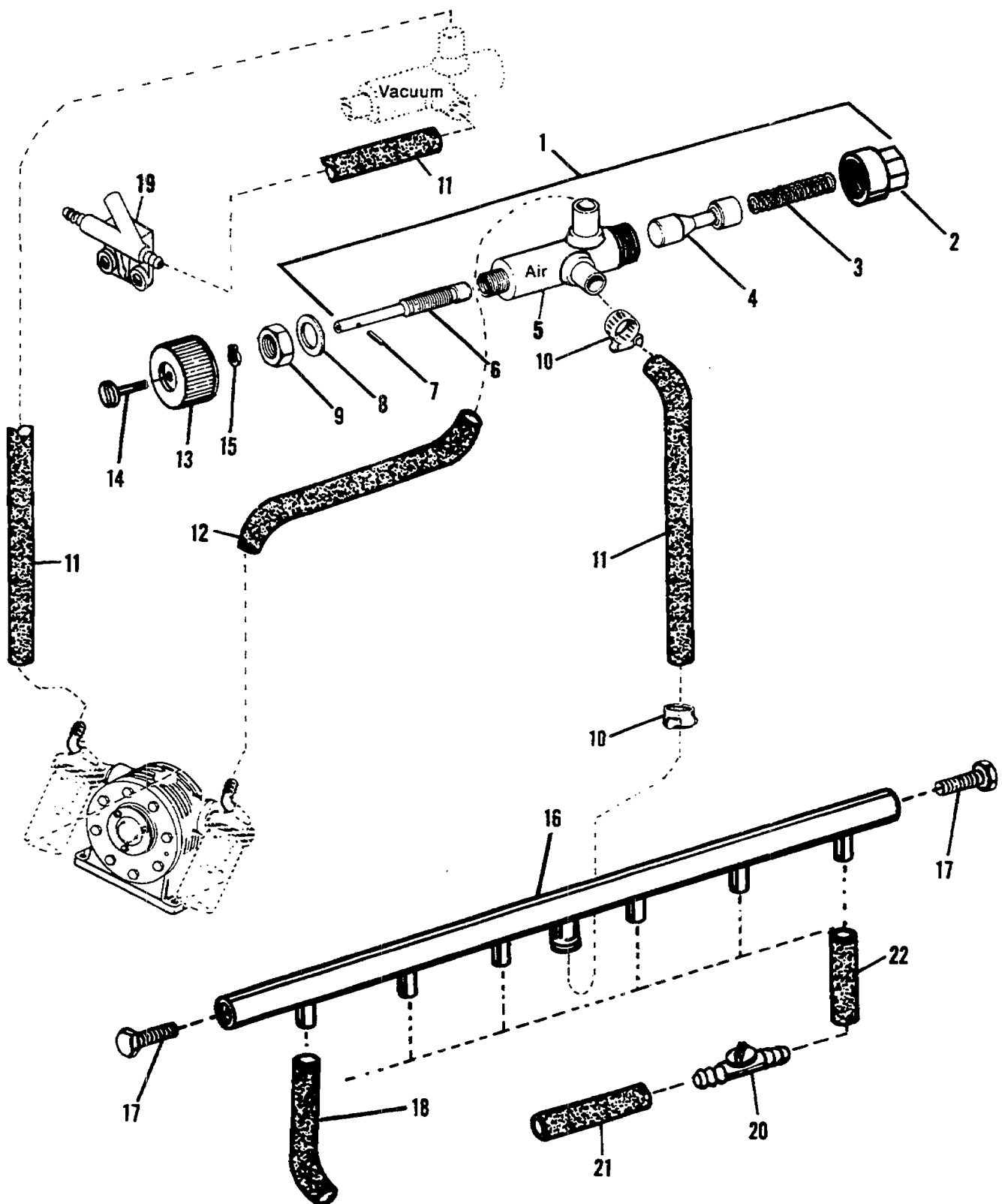


FIGURE 62  
MODEL 9815/9850 Air and Vacuum Valve Assembly

# Parts Catalog

Index No.	Part No.	MODEL 9805/9850 Figure 62 Description	Units Per Assy.
1	016897	AIR AND VACUUM VALVE ASSEMBLY .....	2
2	013010	PLUG - Air and Vacuum .....	1
3	080481	SPRING - Compression, .400 O.D. x 2.437 O.A.L. ....	1
4	013007	VALVE SPOOL- Valve Body .....	1
5	013434	VALVE BODY - Air and Vacuum .....	1
6	016898	SHAFT - Air and Vacuum .....	1
7	001990	PIN - Roll, .131 O.D. x .485 O.A.L. ....	1
8	021911	WASHER - .578 I.D. x .875 O.D. ....	2
9	191473	NUT - Nylon .....	2
10	072741	CLAMP - Hose .....	6
11	072257	HOSE - 18.000 O.A.L. ....	3
12	072256	HOSE - 35.000 O.A.L. ....	3
13	017735	KNOB - Air and Vacuum .....	2
14	196246	SCREW - Dowel, 1/4-28 .....	2
15	039642	RING - Vinyl, .135 I.D. ....	1
16	007672	HEADER ASSEMBLY .....	1
17	111073	SCREW - 1/4-28 x 5/8 .....	2
18	195197	TUBING - 5/16 I.D. x .469 O.D. x 6-3/8 O.A.L. ....	6
19	076142	VALVE - Vacuum .....	1
20	196612	VALVE - Shut Off .....	2
21	196610	TUBING - 5/16 I.D. X .469 O.D. X 1-13/16 O.A.L. ....	2
22	196611	TUBING - 5/16 I.D. X .469 O.D. X 2-3/4 O.A.L. ....	2

# Parts Catalog

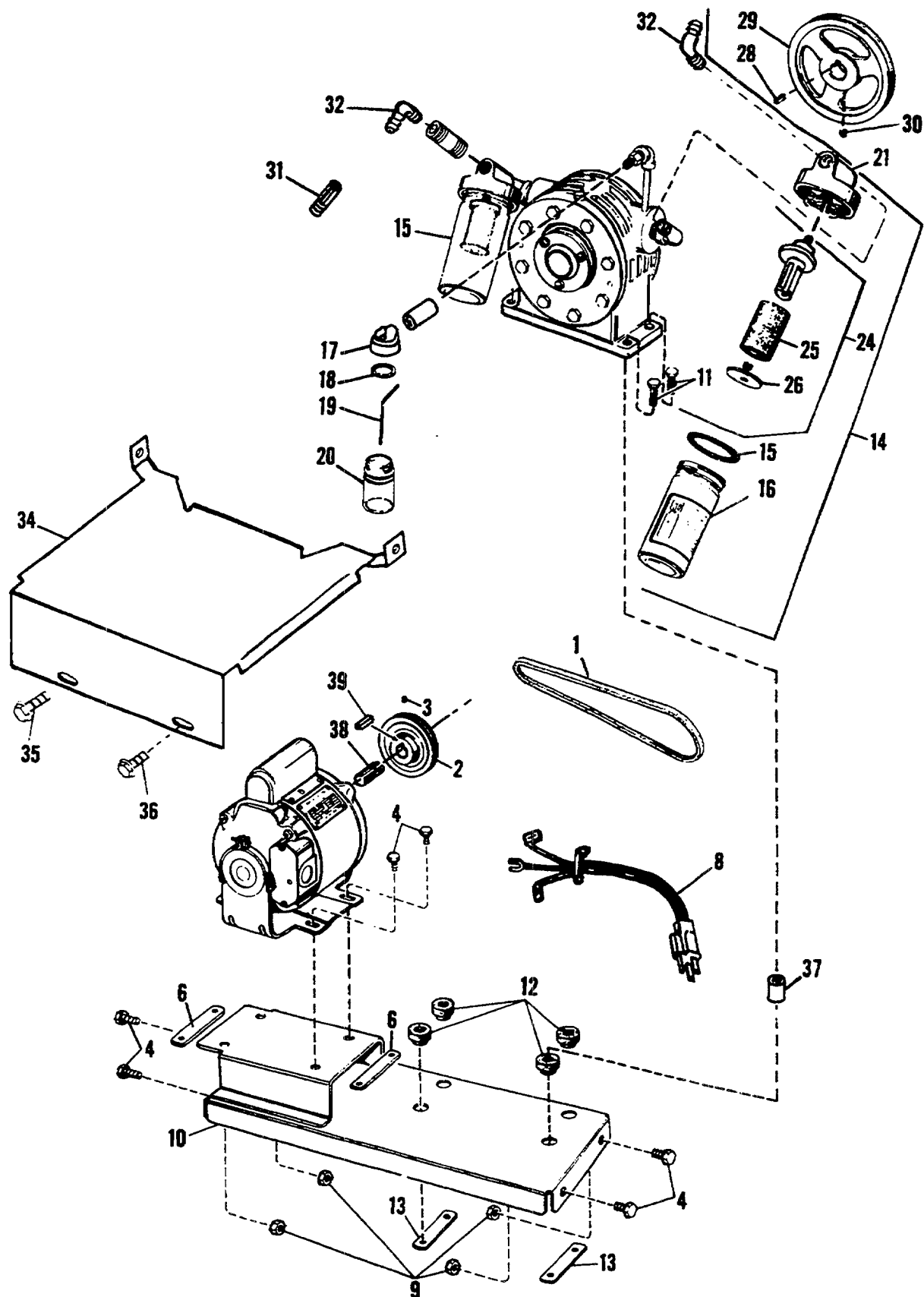


FIGURE 63  
MODEL 9815/9850 Compressor Assembly

# Parts Catalog

Index No.	Part No.	MODEL 9805/9850 Figure 63 Description	Units Per Assy.
1	054388	BELT - Compressor, (3L330) 33" (Old Design) .....	1
1	054479	BELT - Compressor, (3L340) 34" .....	1
2	072820	PULLEY ASSEMBLY - 31/2" O.D. (Old Design) .....	1
2	018571	PULLEY ASSEMBLY - 4" O.D. ....	1
3	001523	SCREW - Set Cup Point, 5/16-18 x 3/8 (W/Key) .....	1
4	014183	BOLT - Motor Mounting, 5/16-18 x 5/8 .....	8
5	014784	WASHER - .328 I.D. ....	4
6	073679	NUT PLATE .....	2
6	016882	NUT PLATE (New Style) .....	2
7	017859	MOTOR ASSEMBLY - Pump, 100/115V. 50/60HZ. ....	1
8	017998	CORD - Motor, 115V. ....	1
9	150085	NUT - 1/4-28 .....	4
10	008029	BASE - Pump .....	1
11	014121	BOLT - 3/8-24 x 1-1/2 .....	4
12	072840	GROMMET .....	4
13	072838	NUT PLATE .....	2
14	072821	COMPRESSOR ASSEMBLY .....	1
15	072261	GASKET .....	2
16	072852	BOTTLE .....	2
17	072262	COVER .....	1
18	072260	GASKET .....	1
19	072264	WICK .....	1
20	072854	BOTTLE .....	1
21	072161	COVER .....	1
22	072919	VANE- (Not Illustrated) .....	4
23	072920	SHIM - (Not Illustrated) .....	1
24	072265	FILTER ASSEMBLY .....	2
25	072855	FILTER .....	2
26	016569	CAP - Plastic .....	1
28	190398	KEY .....	1
29	072822	PULLEY - Pump .....	1
30	001523	SCREW - Set, 5/16-18 x 3/8 .....	1
31	073417	ADAPTER - Tube .....	2
32	072826	ELBOW 90° .....	2
34	025431	COVER - Shield .....	1
35	111073	SCREW - 1/4-28 x 5/8 .....	1
36	111069	SCREW - 1/4-28 x 3/8 .....	1
37	193810	SLEEVE - Grommet .....	4
38	073661	SLEEVE .....	1
39	196827	KEY .....	1

For Other Than 115 V. 60 Hz. or 115 V 50/60 Hz. Dual Usage

1	195177	BELT - Compressor, (3L350) 35" 50HZ. ....	1
2	195149	PULLEY ASSEMBLY - 4-1/2" O.D. 50HZ. ....	1
7	017859	MOTOR ASSEMBLY - Pump, 200/230V. 50/60Hz. ....	1
7	075910	MOTOR ASSEMBLY - Pump, 240V. 50Hz. ....	1
8	017823	CORD - Motor .....	1

# Parts Catalog

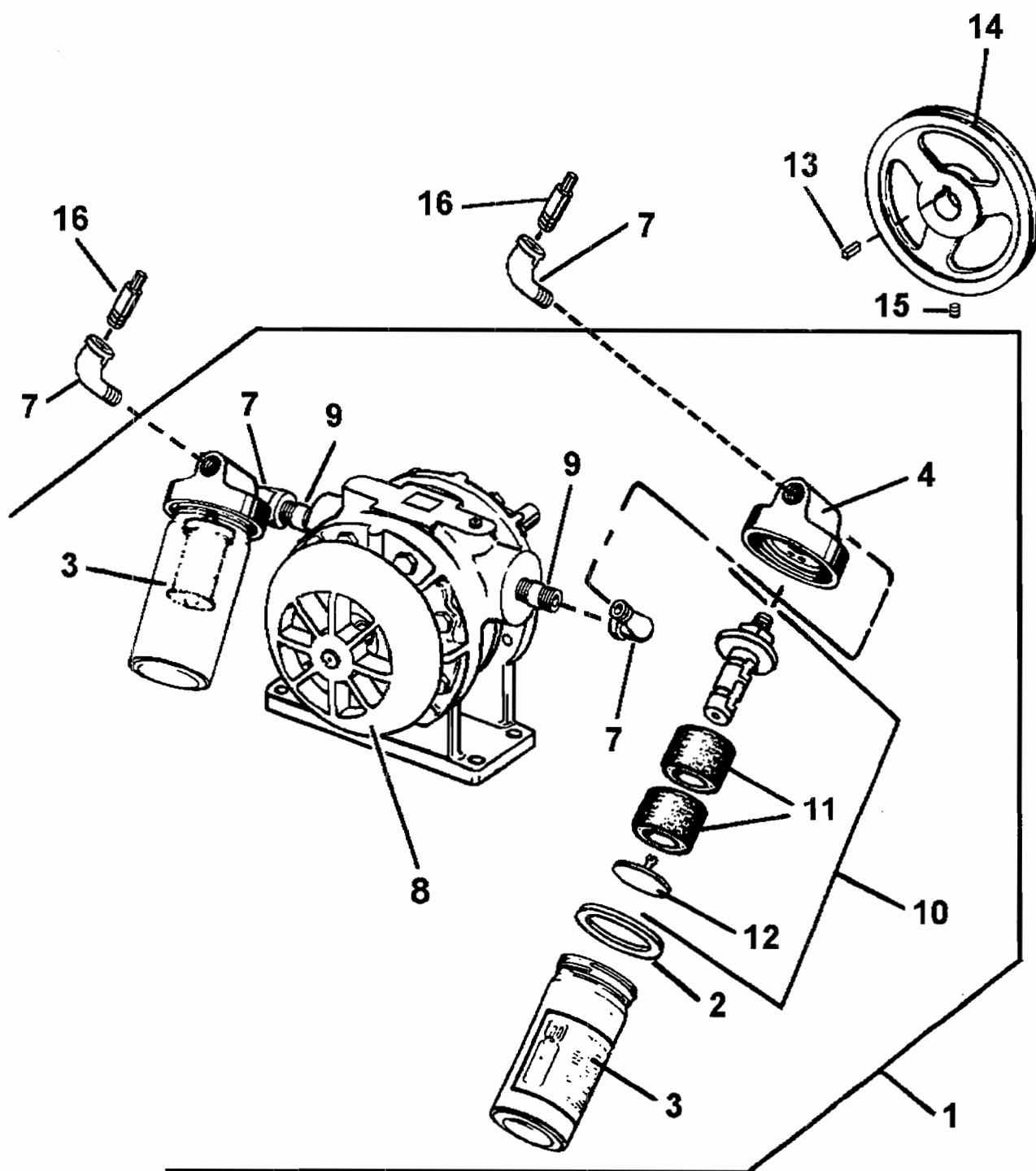


FIGURE 63A  
MODEL 9815/9850 Oil-Less Pump



# Parts Catalog

Index No.	Part No.	MODEL 9805/9850 Figure 63A Description	Units Per Assy.
1	402301	OIL-LESS PUMP ASSEMBLY (New Design) .....	1
2	072261	GASKET .....	2
3	072852	BOTTLE .....	2
4	072161	COVER .....	1
—	402300	VANE (Not Illustrated) .....	4
—	072920	SHIM (Not Illustrated) .....	1
7	072826	ELBOW .....	2
8	402400	FAN .....	1
9	102282	NIPPLE .....	2
10	072265	FILTER ASSEMBLY .....	2
11	072855	FILTER .....	2
12	016569	CAP - Plastic .....	1
13	190398	KEY - 3/16" x 3/16" x 1-3/8" .....	1
14	072822	PULLEY - Pump .....	1
15	001523	SCREW - Set, 5/16-18 x 3/8" .....	1
16	073417	ADAPTER - Tube .....	2

# Parts Catalog

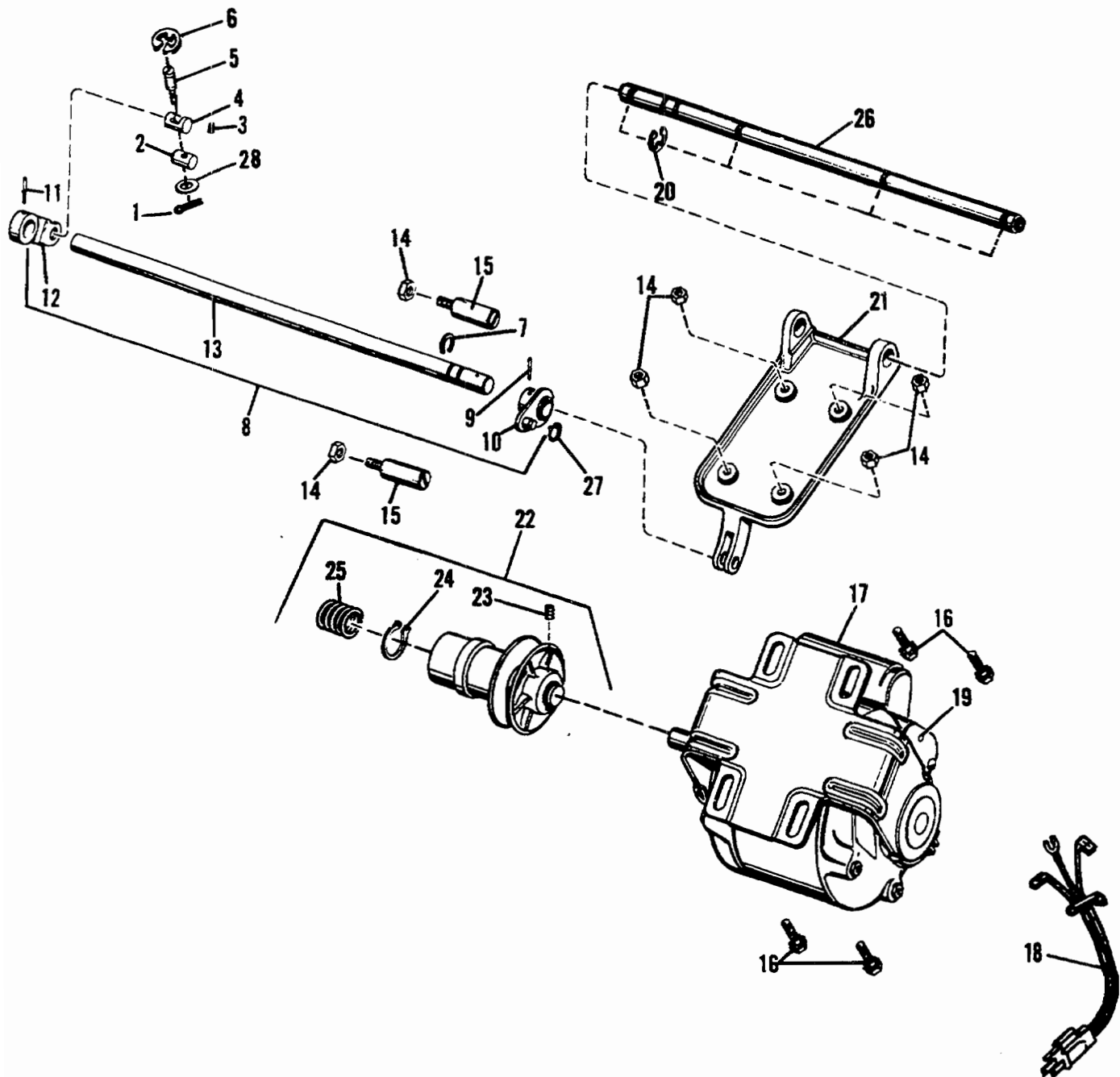


FIGURE 64  
MODEL 9815/9850 Drive Motor and Related Parts

# Parts Catalog

Index No.	Part No.	MODEL 9805/9850 Figure 64 Description	Units Per Assy.
1	195668	PIN - Cotter, .060 x .625 O.A.L.	1
2	072658	NUT - Trunnion	1
3	001573	SCREW - Set, 1/4-28 x 5/16	1
4	072661	TRUNNION	1
5	012544	SCREW - Adjustment, 1/4-28	1
6	001046	RING - Retaining, .283 I.D.	1
7	001784	RING - Retaining, .559 I.D.	1
8	008111	SHAFT ASSEMBLY - Motor Pivot	1
9	001983	PIN - Roll, .167 O.D. x 1.015 O.A.L.	1
10	*072653	LEVER	1
11	000024	PIN - Taper, .176 O.D. x 1.141 O.A.L.	1
12	*013065	LEVER	1
13	*008112	SHAFT	1
14	150087	NUT- 5/16-24	6
15	195195	STUD - Motor Stop, 60 HZ.	2
16	111092	SCREW - 5/16-24 x 1.000	4
17	078663	MOTOR ASSEMBLY - Drive, 1/3 HP, 115V. 60Hz.	1
17	017129	STARTING CAPACITOR for 78663 (Only)	1
17	017858	MOTOR ASSEMBLY - Drive, 3/4 HP, 100-115/200-230V. 50/60 Hz.	1
18	074638	CORD - Motor, 115V. 1/3 HP.	1
18	017880	CORD - Motor, 115V. 3/4 HP. 8"	1
18	017998	CORD - Motor, 115V. 3/4 HP. 15"	1
19	001259	SCREW - 10-16 x 1/2	1
20	001073	RING - Retaining, .577 I.D.	4
21	076206	CRADLE	1
22	013043	PULLEY - Variable, 1/3 HP. 115V. 60HZ. (3/8" Belt)	1
22	079073	PULLEY - Variable, 3/4 HP. 50/60HZ. (1/2" Belt)	1
23	006825	SCREW - Set, 1/4-28 x 3/8	1
24	001787	RING - Retaining, .756 I.D.	1
25	191950	SPRING - Compression	1
26	008110	SHAFT - Motor Support	1
27	001047	RING - Retaining, .340 I.D.	1
28	190302	WASHER - .189 I.D. x .375 O.D.	1

\*Not Procurable Separately

For Other Than 115 V. 60 Hz. or 115 V 50/60 Hz. Dual Usage

15	195196	STUD - Motor Stop, 50Hz.	2
17	082035	MOTOR ASSEMBLY - 3/4 H.P. 100/230V. 50Hz.	1
17	082034	MOTOR ASSEMBLY - 3/4 H.P. 100/200V. 60Hz.	1
17	017858	MOTOR ASSEMBLY - 3/4 H.P. 100/200/230V. 50/60Hz.	1
17	084468	MOTOR ASSEMBLY - 1/3 H.P. 100/200V. 50/60Hz.	1
17	087340	MOTOR ASSEMBLY - 1/2 H.P. 230V. 60Hz.	1
17	073634	MOTOR ASSEMBLY - 1/3 H.P. 115/230V. 60Hz.	1
17	075916	MOTOR ASSEMBLY - 1/2 H.P. 240V. 50Hz.	1
17	079607	MOTOR ASSEMBLY - 3/4 H.P. 240V. 50Hz.	1
18	017878	CORD - Motor, 200/220/230/240V. 50/60Hz.	1
22	079074	PULLEY - Variable, 3/4 HP. 50Hz. (1/2" Belt Old Design)	1
22	072219	PULLEY - Variable, 1/2-1/3 HP. 50Hz. (3/8" Belt)	1

# Parts Catalog

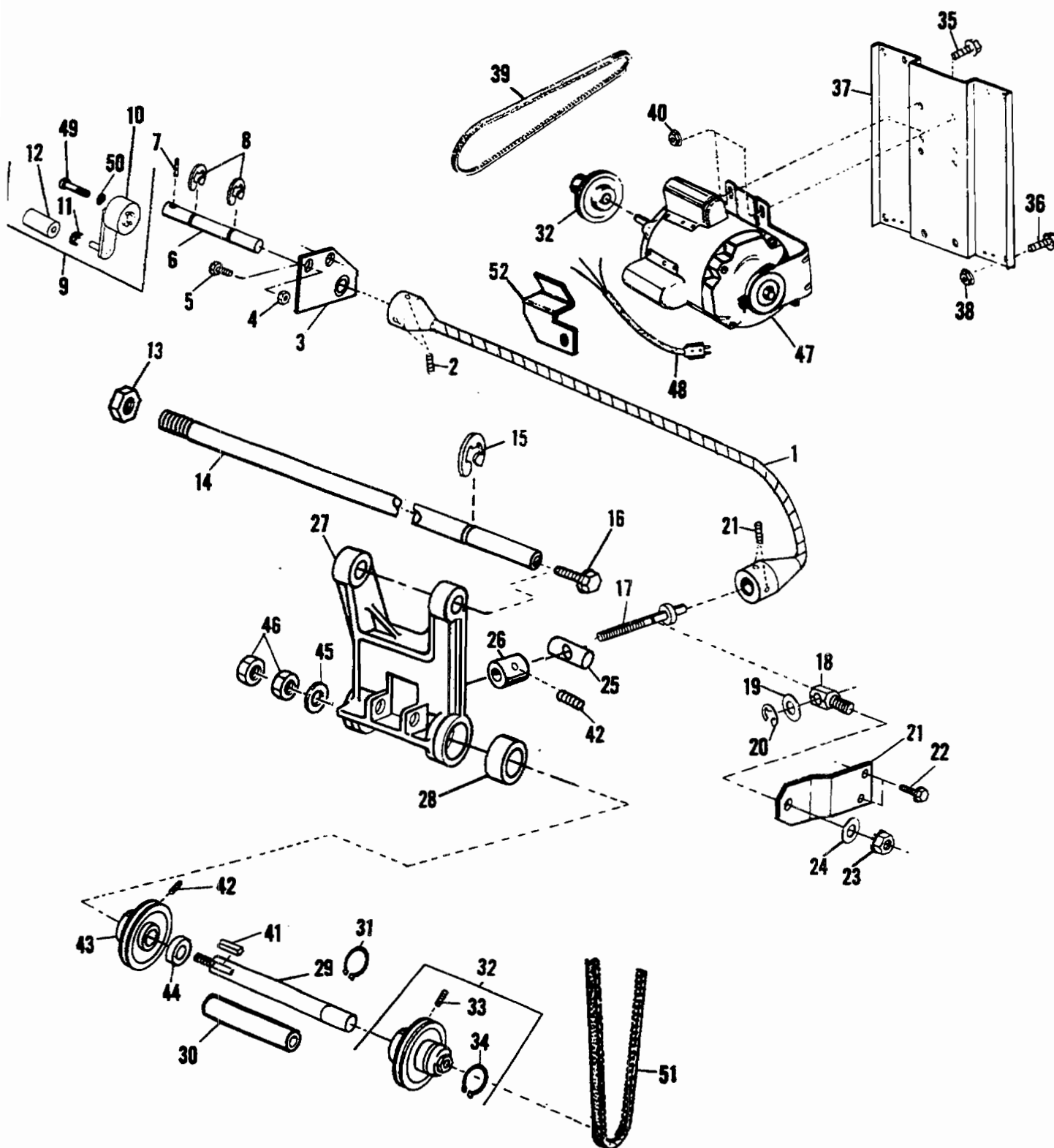


FIGURE 64A  
MODEL 9805/9850 Drive Motor and Pulley Assembly

# Parts Catalog

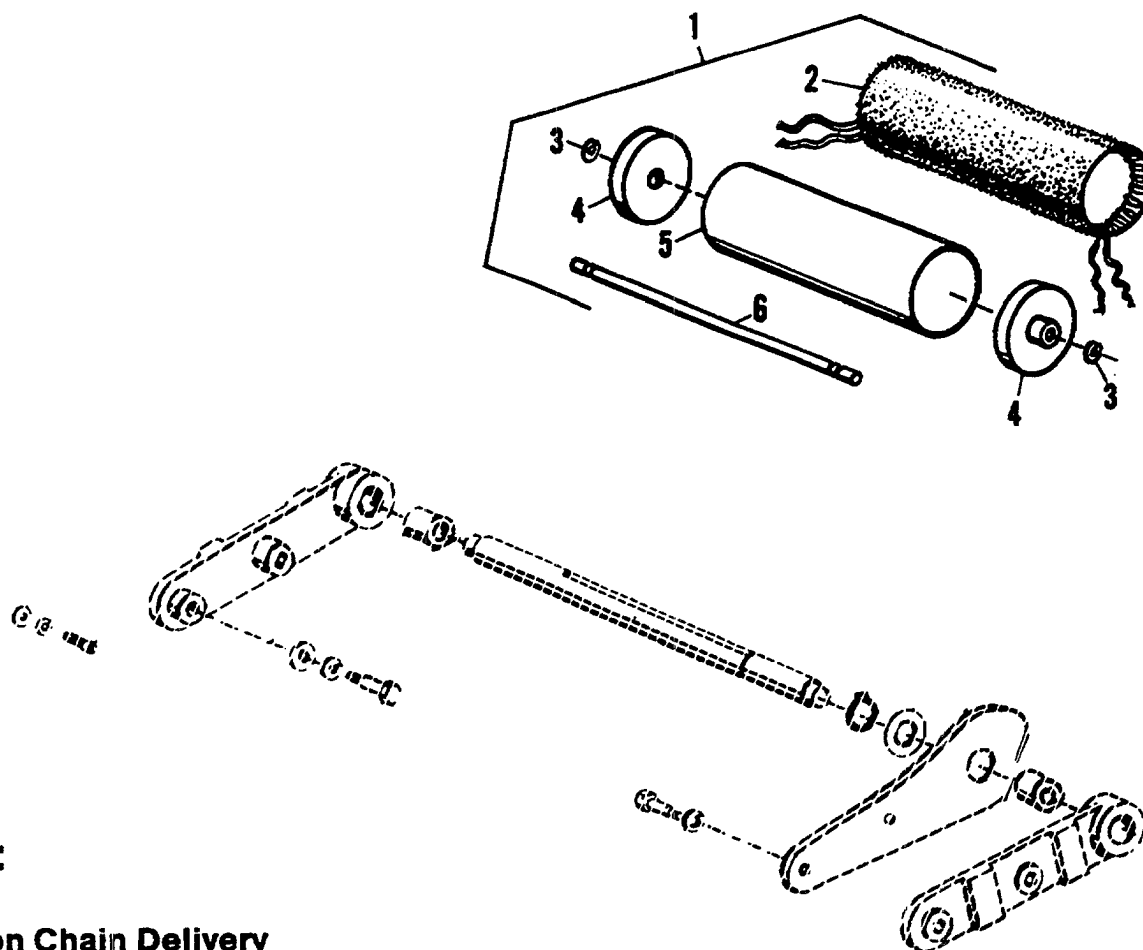
Index No.	Part No.	MODEL 9805/9850 Figure 64A Description	Units Per Assy.
1	010076	SHAFT - Flexible .....	1
2	001650	SCREW - Set, 10-32 x 3/16 .....	4
3	010094	PLATE ASSEMBLY .....	1
4	150083	NUT - 10-32 .....	2
5	111056	SCREW - 10-32 x 5/8 .....	2
6	010083	SHAFT ASSEMBLY - Crank 5-3/4 O.A.L. ....	1
7	001980	PIN - Roll, .135 O.D. x .640 O.A.L. ....	1
8	001080	RING - Retaining, .302 I.D. ....	2
9	017595	CRANK ASSEMBLY .....	1
10	017594	CRANK ARM .....	1
11	072052	LOCK - Spring .....	1
12	011371	HANDLE .....	1
13	101170	NUT - 1/2-20 .....	2
14	010082	SHAFT - Idler Bracket .....	1
15	001784	RING - Retaining, .559 I.D. ....	1
16	111089	SCREW - 5/16-24 x 5/8 .....	1
17	010085	SHAFT ASSEMBLY - Speed Adjustment .....	1
18	010079	POST - Adjustment Shaft .....	1
19	014727	WASHER - .380 I.D. x .750 O.D. ....	1
20	014473	RING - Retaining, .296 I.D. ....	1
21	010096	PLATE - Shaft Support .....	1
22	111071	SCREW - 1/4-28 x 1/2 .....	2
23	150085	NUT - 3/8-16 .....	1
24	003586	WASHER - .380 I.D. x .750 O.D. ....	1
25	010092	SHAFT - 3/8-16 .....	1
26	003560	COLLAR .....	1
27	016553	CASTING ASSEMBLY .....	1
28	*195236	BEARING .....	2
29	016550	SHAFT .....	1
30	195238	SPACER - Long, 2.765 O.A.L. ....	1
31	101759	RING - Retaining, .625 I.D. ....	1
32	079073	PULLEY - Variable Speed .....	1
33	006825	SCREW - Set, 1/4-20 x 3/8 .....	2
34	001787	RING - Retaining, .756 I.D. ....	2
35	111087	SCREW - 5/16-24 x 1/2 .....	4
36	111077	SCREW - 1/4-28 x 1.125 .....	2
37	010081	PANEL - Motor .....	1
38	150085	NUT - 1/4-28 .....	2
39	196110	BELT - Cog, Drive 4L210 .....	1
39	196771	BELT - Drive (New Style) .....	1
40	150087	NUT - 5/16-24 .....	4
41	190725	KEY - 3/16 x 3/16 x 11/16 .....	1
42	001526	SCREW - Set .....	1
43	196123	PULLEY - 2.8 O.D. ....	1
44	081789	WASHER - .627 I.D. x 1.000 O.D. x .060 .....	1
45	014799	WASHER - 1/2 I.D. x 7/8 O.D. ....	1
46	101170	NUT - 1/2-20 .....	2
47	017858	MOTOR - Drive, 3/4HP. 100-115/200-230V. 50/60Hz .....	1
48	017998	CORD - Motor, 115V. 3/4HP. 15" O.A.L. ....	1
49	196244	SCREW - Special, 10-32 x 1.000 O.A.L. ....	1
50	039642	RING - Vinyl, .155 I.D. x .295 O.D. x .075 .....	1
51	196112	BELT - Cog Drive, 4L500 .....	1
51	196773	BELT - Drive (new Style) .....	1
52	016862	BRACKET - Flexible Shaft .....	1

\*Not Procurable Separately

For Other Than 115V. 60HZ. or 115V. 50/60HZ. Dual Usage

39	196124	BELT - Cog, Drive 4L200 50HZ. ....	1
39	196770	BELT - Drive (New Style) .....	1
43	196109	PULLEY - 2.5 O.D. 50HZ. ....	1

# Parts Catalog



## NOTE:

For use on Chain Delivery  
with aluminum frames.

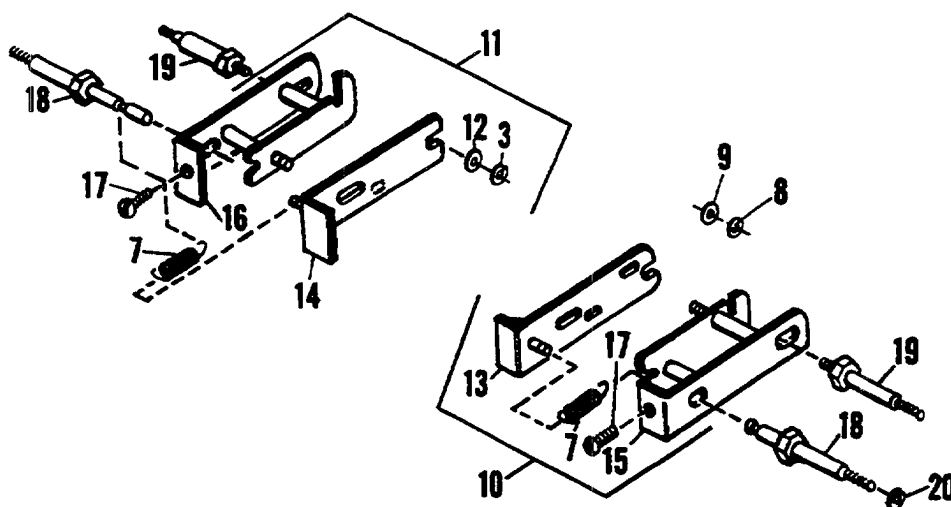


FIGURE 65  
MODEL 9815/9850 Paper Guide Wetting Roller

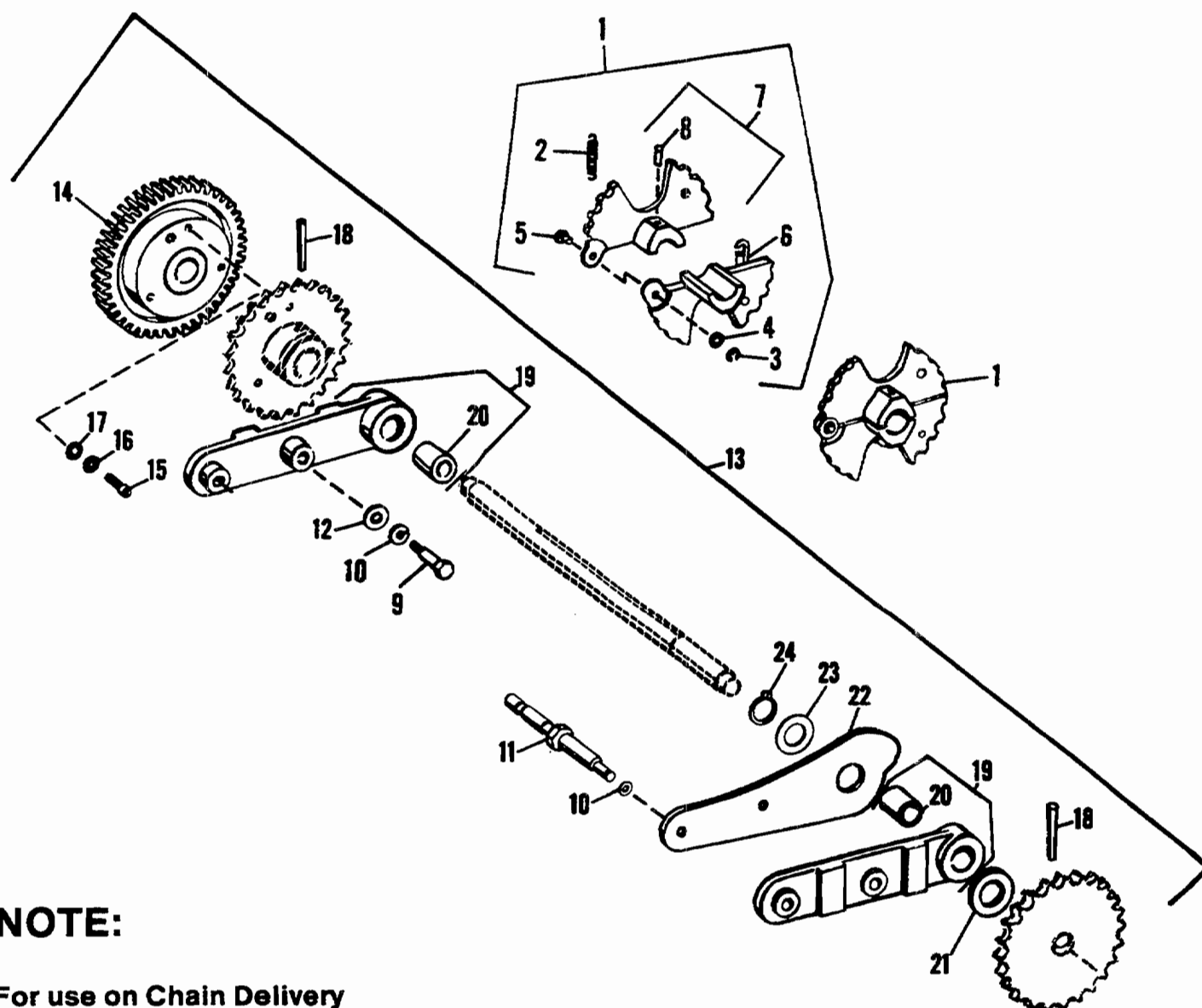
# Parts Catalog

Index No.	Part No.	MODEL 9805/9850 Figure 65 Description	Units Per Assy.
1	***	MOLLETON ASSEMBLY - Paper Guide Wetting .....	1
2	073591	MOLLETON COVER - Wetting Roller .....	1
3	014472	RING- Retaining External, .207 I.D. x .516 O.D. x .027 .....	4
4	073588	HUB - Wetting Roller .....	2
5	073587	ROLLER - Paper Guide Wetting .....	1
6	078737	SHAFT - Wetting Roller .....	1
7	072625	SPRING - .343 O.D. x 1.125 O.A.L. ....	2
8	001095	RING - Retaining External, .245 I.D. x .500 O.D. x .027 .....	4
9	001766	WASHER - .325 I.D. x .510 O.D. x .0329 .....	4
10	073576	SLIDE ASSEMBLY - O.S. ....	1
11	073577	SLIDE ASSEMBLY - N.O.S. ....	1
12	021203	WASHER - .255 I.D. x 1/2 O.D. x .0299 .....	2
13	073593	SPRING PIN ASSEMBLY - O.S. ....	1
14	073594	SPRING PIN ASSEMBLY - N.O.S. ....	1
15	073578	LINK ASSEMBLY - O.S. ....	1
16	073583	LINK ASSEMBLY - N.O.S. ....	1
17	111062	SCREW - 10-32 x 1-1/2 .....	2
18	073590	ANCHOR - Spring, Slide Mounting .....	2
19	073589	STUD - Mounting, 1/4-28 .....	2
20	001763	WASHER- Lock, .393 I.D. x .675 O.D. x .136 .....	4

\*\*\*No: Available As An Assembly

NOTE: All above parts are used for Chain Delivery with Aluminum Frames.

# Parts Catalog



## NOTE:

For use on Chain Delivery  
with aluminum frames.

FIGURE 66  
MODEL 9815/9850 Sprocket Shaft and Paper Guide Assemblies



# Parts Catalog

Index No.	Part No.	MODEL 9805/9850 Figure 66 Description	Units Per Assy.
1	***081663	GUIDE ASSEMBLY - Paper Ejector .....	2
2	041776	SPRING - Tension, .343 O.D. x 1.375 O.A.L. x .047 .....	1
3	001060	RING - Retaining, .208 I.D. x .027 .....	1
4	014741	WASHER - Spring, .572 O.D. x .267 I.D. x .008 .....	1
5	081664	PIN - Guide Pivot .....	1
6	081665	GUIDE - Paper Ejector .....	1
7	081857	GUIDE - Paper Ejector .....	1
8	100343	PIN - Drive, .136 O.D. x 5/8 .....	2
9	073589	SCREW - Shoulder, 1/4-28 .....	2
10	001763	WASHER - Lock, .678 O.D. x .382 I.D. x .070 .....	2
11	073590	ANCHOR - Spring .....	2
12	073939	SPACER - .750 O.D. x .379 I.D. x .125 (M375-CD) .....	2
13	007722	SHAFT AND GEAR ASSEMBLY .....	1
14	078489	GEAR - Sprocket Drive .....	1
15	014219	SCREW - 1/4-20 x 3/4 .....	3
16	001731	WASHER - Lock, .453 O.D. x .265 I.D. x .046 .....	3
17	005620	WASHER - .625 O.D. x .254 I.D. .059 .....	3
18	014906	PIN - Taper, .220 O.D. x 1.698 O.A.L. ....	2
19	082013	DRIVE SPROCKET SUPPORT ASSEMBLY .....	2
20	014641	BUSHING - .878 O.D. x .754 I.D. x .875 .....	2
21	190143	SPACER - 1-3/8 x .756 x .125 .....	1
22	081620	CAM - Gripper Actuating .....	1
23	014753	WASHER - 1.156 O.D. x .765 I.D. x .030 .....	2
24	001093	RING - Retaining, .698 I.D. x .044 .....	1

\* Not Available As An Assembly

NOTE: All above parts are used for Chain Delivery with Aluminum Frames.

# Parts Catalog

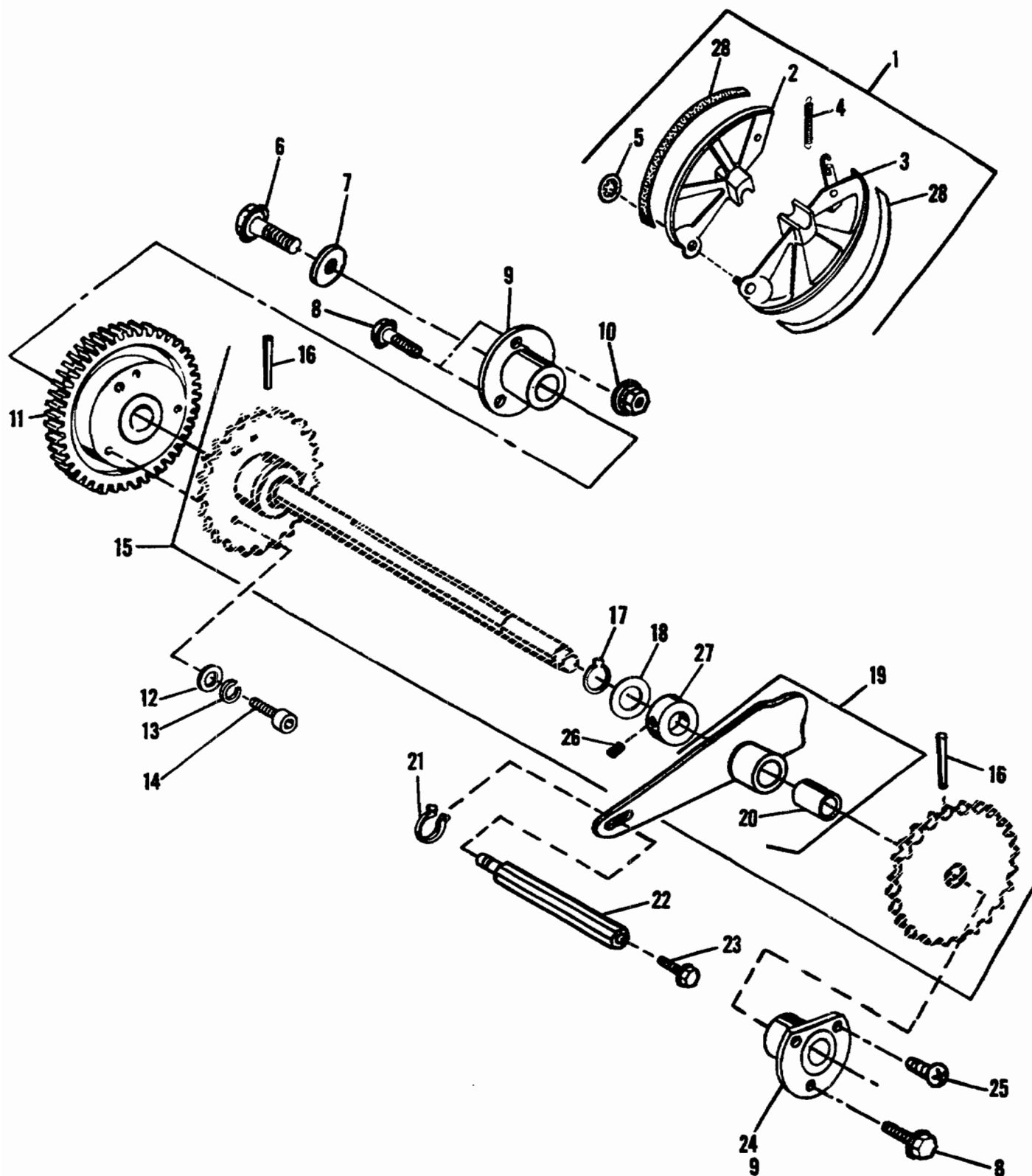


FIGURE 66A  
MODEL 9820/9850 (1:1) Sprocket Shaft and Paper Guide Assemblies

# Parts Catalog

Index No.	Part No.	MODEL 9805/9850 Figure 66A Description	Units Per Assy.
1	***016384	GUIDE ASSEMBLY - Paper .....	2
2	016385	GUIDE ASSEMBLY - Upper .....	1
3	016387	GUIDE ASSEMBLY - Lower .....	1
4	041776	SPRING - Tension, .343 O.D. x 1.375 O.A.L. x .047 .....	1
5	196607	RING - Push - On, .246 I.D. x .037 .....	1
6	111087	SCREW - 5/16-24 x 1/2 .....	1
7	014784	WASHER - Plain, .328 I.D. x .812 O.D. x .092 .....	1
8	111055	SCREW - 10-32 x 9/16 .....	6
9	016376	BEARING .....	2
10	150083	NUT - 10-32 .....	6
11	016374	GEAR - Sprocket Drive .....	1
12	005620	WASHER - .254 I.D. x .625 O.D. x .059 .....	3
13	001731	WASHER - Lock, .256 I.D. x .453 O.D. x .046 .....	3
14	014229	SCREW - Cap, 1/4-20 x 3/4 .....	3
15	016367	SPROCKET AND SHAFT ASSEMBLY - Drive .....	1
16	007076	PIN - Taper, .203 O.D. x 1.268 O.A.L. ....	2
17	014513	RING - Retaining, .584 I.D. x .037 .....	2
18	014761	WASHER - Plain, .628 I.D. x 1.000 O.D. x .029 .....	2
19	016368	CAM ASSEMBLY - Gripper .....	1
20	014608	BUSHING - .629 I.D. x .754 O.D. x .875 O.A.L. ....	1
21	001046	RING - Retaining, .283 I.D. x .027 .....	1
22	196386	STUD - Cam Support .....	1
23	111054	SCREW - 10-32 x 1/2 .....	1
24	016542	BEARING - O.S. (Machines w/Doubles Detector Switch) .....	1
25	014327	SCREW - Flat Head, 10-32 x 1/2 (Mach. w/Doubles Det. Switch) .....	1
26	001650	SCREW - Set, 10-32 x 3/16 .....	1
27	081699	COLLAR - .629 I.D. x 1-1/16 O.D. x 1/8 .....	1
28	016429	TAPE - Non Tracking .....	2

\*\*\*Not Available As An Assembly

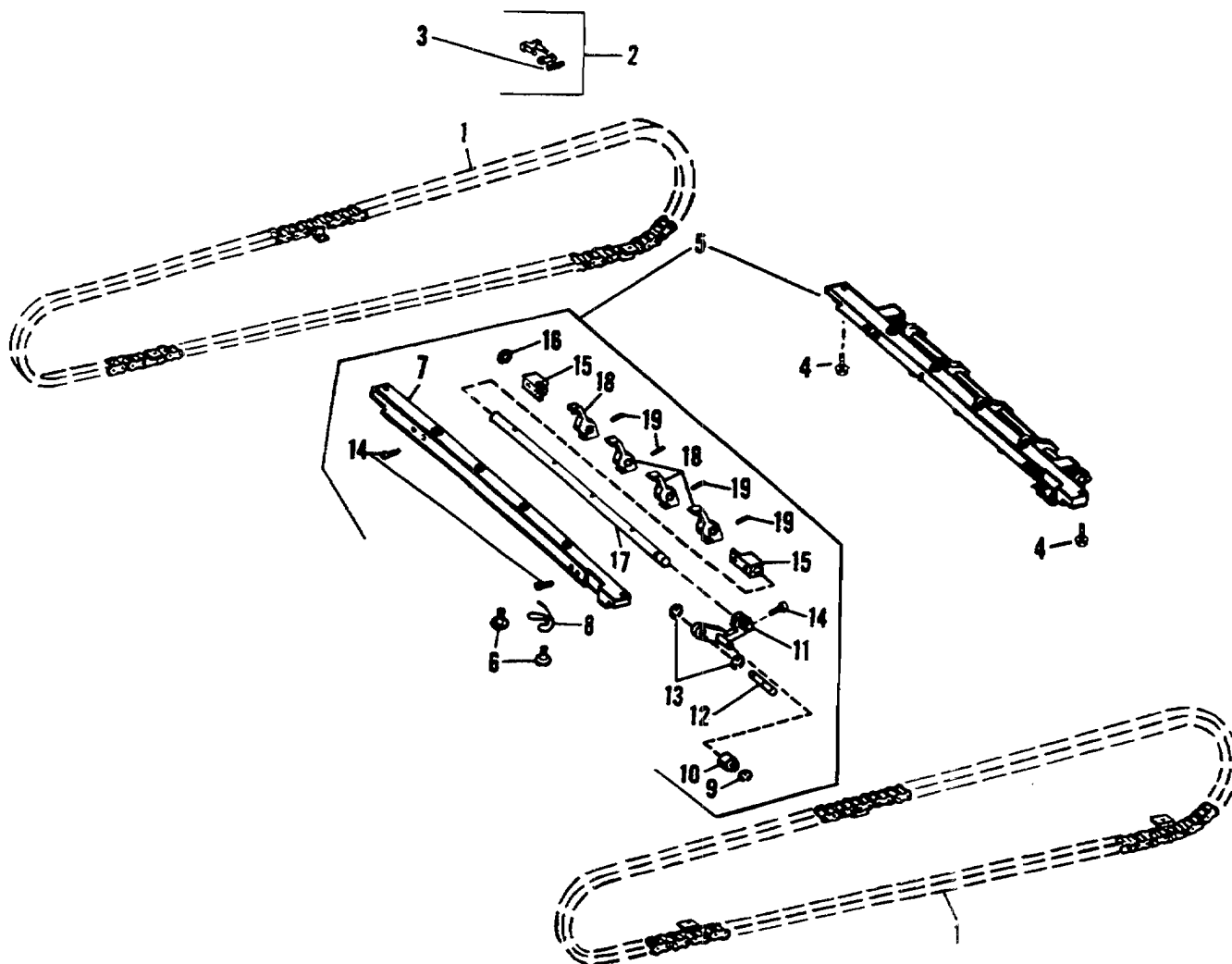


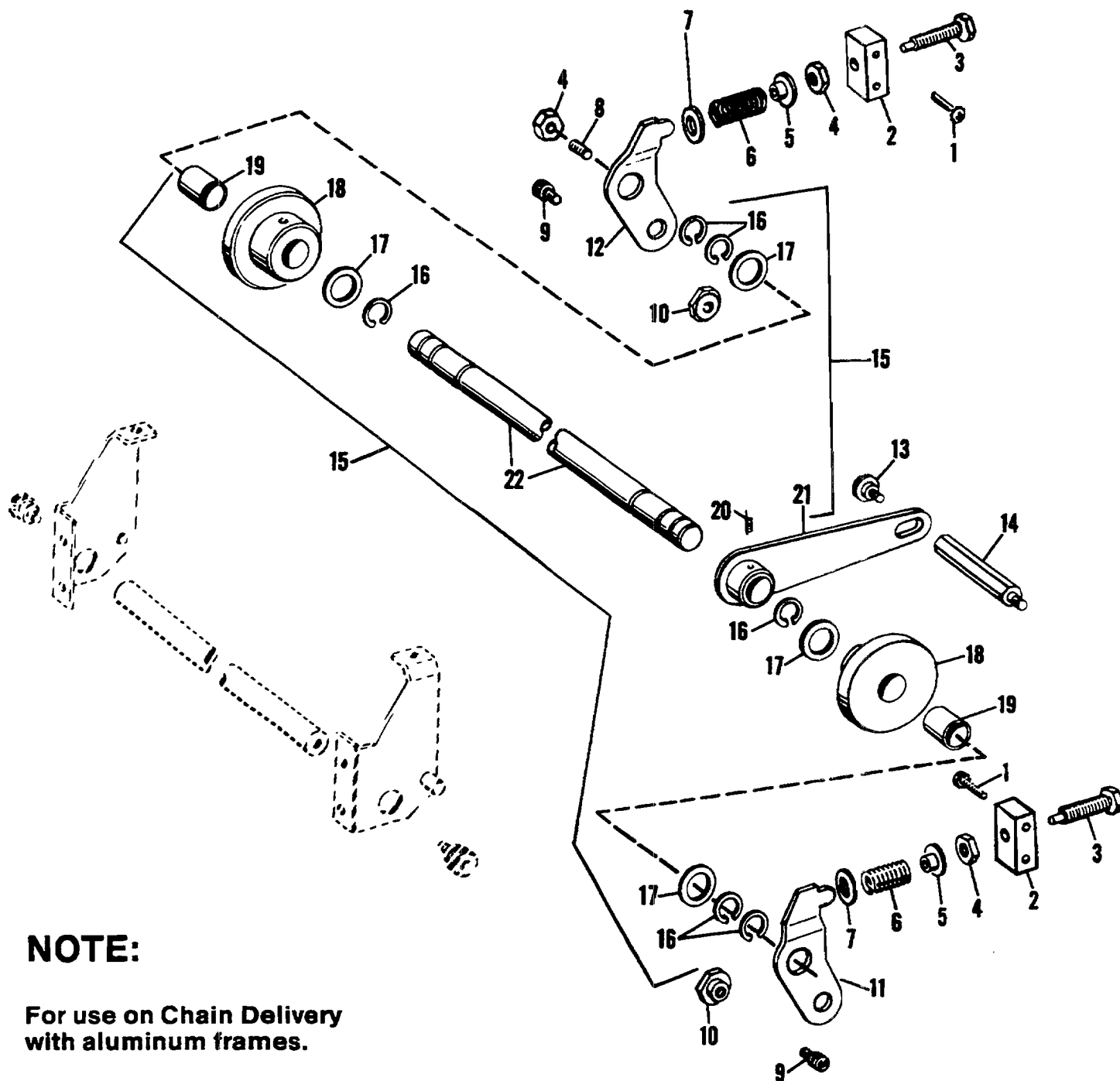
FIGURE 67  
MODEL 9815/9850 Gripper Bar and Chain Assemblies

# Parts Catalog

Index No.	Part No.	MODEL 9805/9850 Figure 67 Description	Units Per Assy.
1	>078485	CHAIN ASSEMBLY - Gripper Bar Carrier #40 .....	2
1	016381	CHAIN ASSEMBLY - Gripper Bar #41 .....	2
2	>081885	LINK ASSEMBLY - Chain Coupler #40 .....	2
2	196473	LINK ASSEMBLY - Chain Coupler #41 .....	1
4	>014327	SCREW - 10-32 x 1/2 .....	6
4	101918	SCREW - Hex Socket, Nylok, 10-32 x 5/8 (Old Design) .....	6
4	100976	SCREW - Hex Head, NYLOK 10-32 x 5/16 .....	6
5	016690	GRIPPER BAR ASSEMBLY .....	3
6	041750	SCREW - Shoulder, 8-32 .....	2
7	016691	BAR ASSEMBLY - Gripper .....	1
8	007982	SPRING - Gripper Tension .....	2
9	>001060	RING - Retaining, .208 I.D. x .027 .....	1
9	001049	RING - Retaining, .227 I.D. x .027 .....	1
10	>073064	TRUCK - Cam Follower .....	1
10	196412	TRUCK - Cam Follower .....	1
11	>081765	CAM FOLLOWER - Gripper Assembly .....	1
11	016501	CAM FOLLOWER - Gripper .....	1
12	080564	STUD - Cam Follower .....	1
13	014504	RING - Retaining, .146 I.D. x .027 .....	2
14	014164	SCREW - 8-32 x 7/16 .....	5
15	081764	BEARING - Gripper Shaft .....	2
16	001046	RING - Retaining, .283 I.D. x .027 .....	1
17	007727	SHAFT ASSEMBLY - Gripper .....	1
18	081762	GRIPPER - Paper .....	4
19	014576	PIN - Driv-Lok, .093 O.D. x 9/16 .....	4

>For Chain Delivery With Aluminum Frames

# Parts Catalog



## NOTE:

For use on Chain Delivery  
with aluminum frames.

FIGURE 68  
MODEL 9815/9850 Idler Shaft Assembly

# Parts Catalog

Index No.	Part No.	MODEL 9805/9850 Figure 68 Description	Units Per Assy.
1	111059	SCREW - 10-32 x 1.000 .....	4
2	081527	BLOCK - Idler Tension .....	2
3	081528	SCREW - Tension Adjusting, 5/16-18 .....	2
4	001840	NUT - 5/16-18 .....	3
5	081623	RETAINER - Spring .....	2
6	081836	SPRING - Compression, .750 O.D. x 1.500 O.A.L. x .156 .....	2
7	190157	SPACER - Idler Compression Spring .....	2
8	014322	SCREW - Set, 5/16-18 x 3/4 .....	1
9	014215	SCREW - 10-32 x 3/8 .....	2
10	190134	NUT - 10-32 .....	2
11	081622	LEVER - Idler Tension, O.S. ....	1
12	081654	LEVER - Idler Tension, N.O.S. ....	1
13	081697	SCREW - Shoulder, 10-32 .....	1
14	081526	STUD - Cam Assembly Support .....	1
15	***007720	SHAFT ASSEMBLY - Idler .....	1
16	001784	RING - Retaining, .566 I.D. x .037 .....	6
17	014761	WASHER - 1.000 O.D. x .628 I.D. x .029 .....	4
18	081660	ROLLER ASSEMBLY - Chain Idler .....	2
19	014608	BUSHING - .754 O.D. x .629 I.D. x .875 .....	1
20	014372	SCREW - Set, 10-32 x 1/4 .....	1
21	081656	CAM ASSEMBLY - Gripper Actuating .....	1
22	007721	SHAFT - Idler .....	1

\*\*\*Not Available As An Assembly

NOTE: All above parts are used for Chain Delivery with Aluminum Frames.

# Parts Catalog

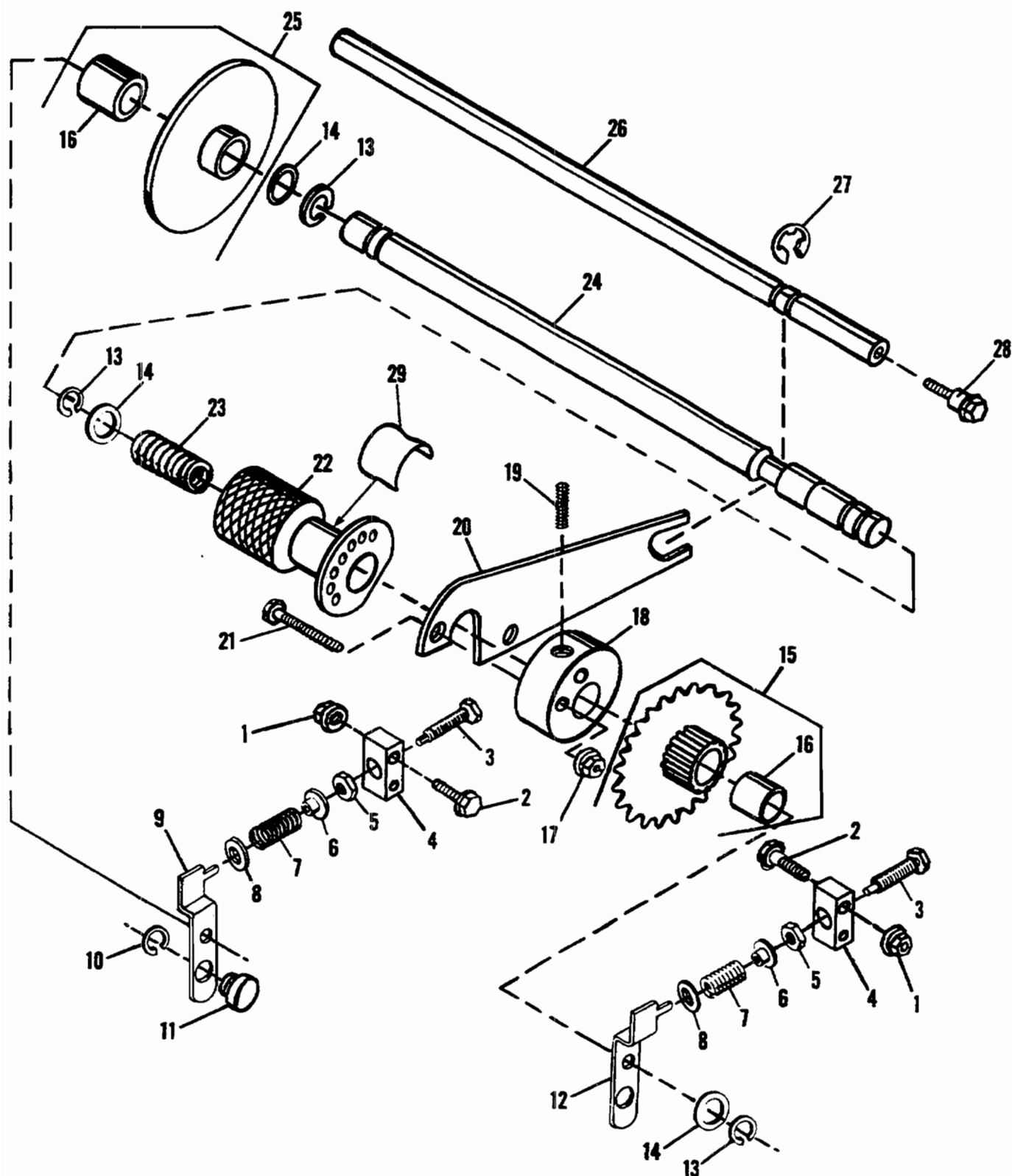


FIGURE 68A  
MODEL 9820/9850 (1:1) Idler Shaft Assembly



# Parts Catalog

Index No.	Part No.	MODEL 9805/9850 Figure 68A Description	Units Per Assy.
1	150083	NUT - 10-32 .....	4
2	111060	SCREW - 10-32 x 1-1/8 .....	4
3	081528	SCREW - Tension Adjusting, 5/16-18 .....	2
4	081527	BLOCK - Idler Tension .....	2
5	001840	NUT - 5/16-18 .....	2
6	081623	RETAINER- Spring .....	2
7	081836	SPRING- Compression, .750 O.D. x 1.500 O.A.L. x .156 .....	2
8	190157	SPACER - Idler Tension .....	2
9	016397	LEVER - Tension, N.O.S. ....	1
10	001076	RING - Retaining, .815 I.D. x .044 .....	2
11	196410	PIVOT - Stud .....	2
12	016398	LEVER - Tension, O.S. ....	1
13	001784	RING - Retaining, .559 I.D. x .037 .....	7
14	014761	WASHER - Plain, .628 I.D. x 1.000 O.D. x .029 .....	7
15	016393	SPROCKET ASSEMBLY .....	1
16	001420	BUSHING - .629 I.D. x .754 O.D. x 1.000 O.A.L. ....	1
17	150080	NUT - 6-32 .....	2
18	016507	HUB ASSEMBLY - W/Pin .....	1
19	014247	SCREW - Set, 10-32 x 1/4 .....	1
20	016502	ARM - Roller Guide .....	1
21	101947	SCREW - Flat Head, 6-32 x 1-1/8 .....	2
22	016504	CAM ASSEMBLY - Release .....	1
23	190220	SPRING - Compression .....	1
24	016396	SHAFT - Idler .....	1
25	016391	ROLLER ASSEMBLY .....	1
26	016524	TIE BAR .....	1
27	001094	RING - Retaining, .394 I.D. x .044 .....	2
28	081553	SCREW - Dowel, 1/4-28 .....	2
29	016363	DECAL .....	1

# Parts Catalog

## NOTE:

For use on Chain Delivery  
with aluminum frames.

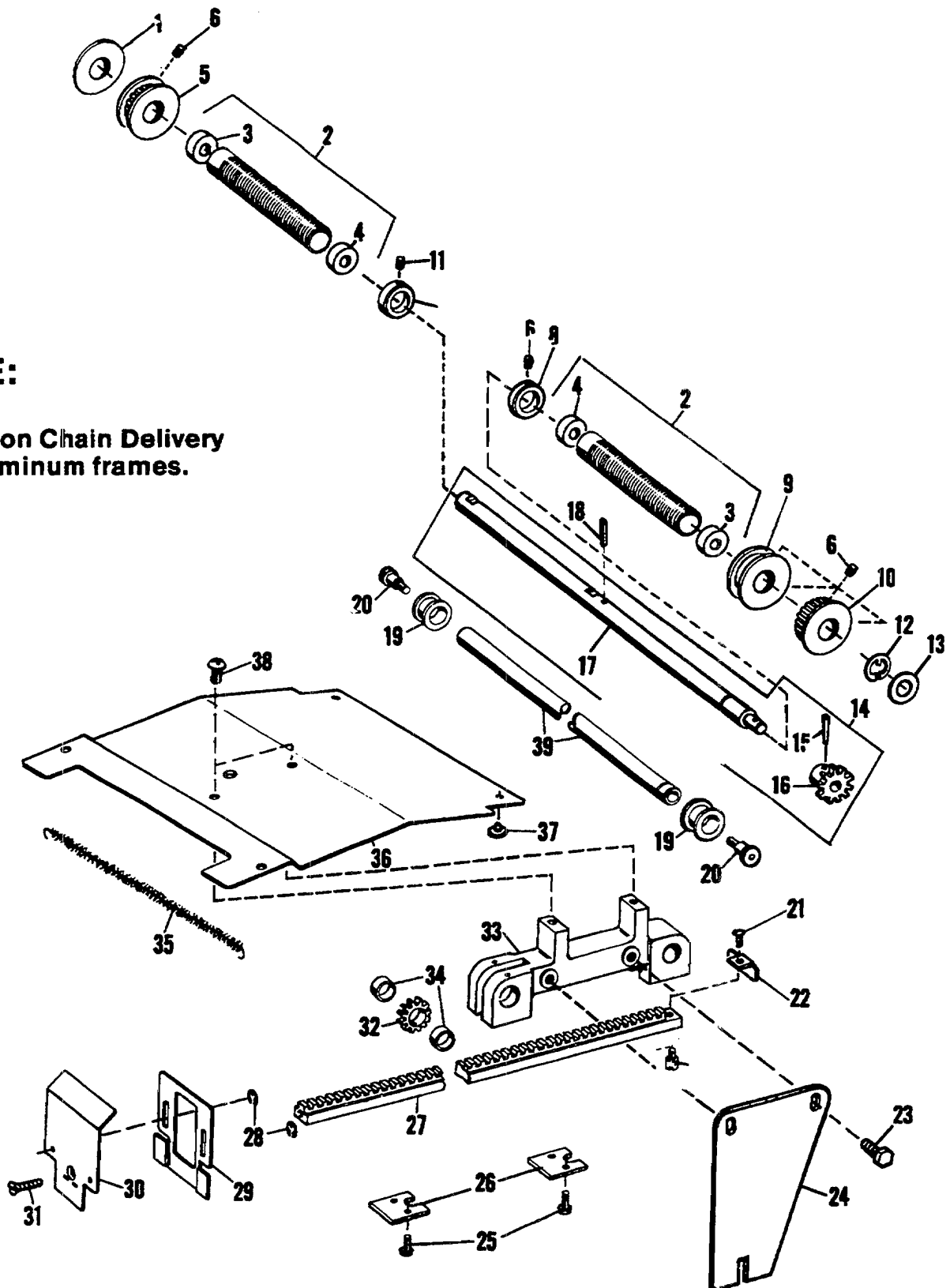


FIGURE 69  
MODEL 9815/9850 Back and Side Jogger Mechanism

# Parts Catalog

Index No.	Part No.	MODEL 9805/9850 Figure 69 Description	Units Per Assy.
1	195463	SPACER .....	1
2	007703	SCREW ASSEMBLY - Jogger .....	2
3	195932	BUSHING - .629 I.D. x .721 O.D. x .375 O.A.L. ....	2
4	024642	BUSHING - .629 I.D. x .721 O.D. x .500 O.A.L. ....	2
5	076655	PULLEY - Timing, N.O.S. ....	1
6	100352	SCREW - Set, 8-32 x 1/4 .....	6
7	078464	SPACER .....	1
8	081699	SPACER .....	1
9	076512	GUIDE - jogger .....	1
10	076500	PULLEY - Timing .....	1
11	001650	SCREW - Set, 10-32 x 3/16 .....	2
12	014510	RING - Retaining, .483 I.D. x .940 O.D. x .044 .....	1
13	081789	SPACER .....	1
14	007709	SHAFT ASSEMBLY - Jogger Screw .....	1
15	000023	PIN - Taper, .177 O.D. x .937 .....	1
16	*081684	GEAR - Drive Shaft .....	1
17	*007710	SHAFT - jogger Screw .....	1
18	001976	PIN - Roll, .135 O.D. x .827 .....	1
9	081790	SLEEVE - Tie Rod .....	2
20	081677	SCREW - Shoulder, 5/16-18 .....	2
21	100958	SCREW - Nylok, 8-32 x .375 .....	1
22	076200	BRACKET - Stop, Rack .....	1
23	111071	SCREW - 1/4-28 x 1/2 QPC & PRO .....	2
24	017807	PLATE - Support Assembly .....	1
25	111052	SCREW - 10-32 x 3/8 .....	4
26	081695	PLATE - Gear Rack Mounting .....	2
27	081337	GEAR RACK - Back Jogger .....	1
28	001060	RING - Retaining, .208 I.D. x .027 .....	2
29	081856	PLATE - Back Jogger Drop .....	1
30	081855	PLATE ASSEMBLY - Mounting .....	1
31	014366	SCREW - 10-32 x 3/4 .....	1
32	081683	GEAR - Rack Drive .....	1
33	081625	SUPPORT ASSEMBLY - Gear Rack .....	1
34	014636	BUSHING - .754 O.D. x .629 I.D. x .375 .....	2
35	***	TINSEL .....	1
36	017680	COVER - Gear Rack .....	1
37	081725	PLUG - Cover Assembly .....	2
38	001685	SCREW - 1/4-28 x 3/8 .....	2
39	007715	TIE ROD - Frame .....	1

\*Not Procurable Separately

\*\*\*Order As Supply Item #670 (2 rolls = 12 yds. or 10.9M each)

NOTE: All above parts are used for Chain Delivery with Aluminum Frames

# Parts Catalog

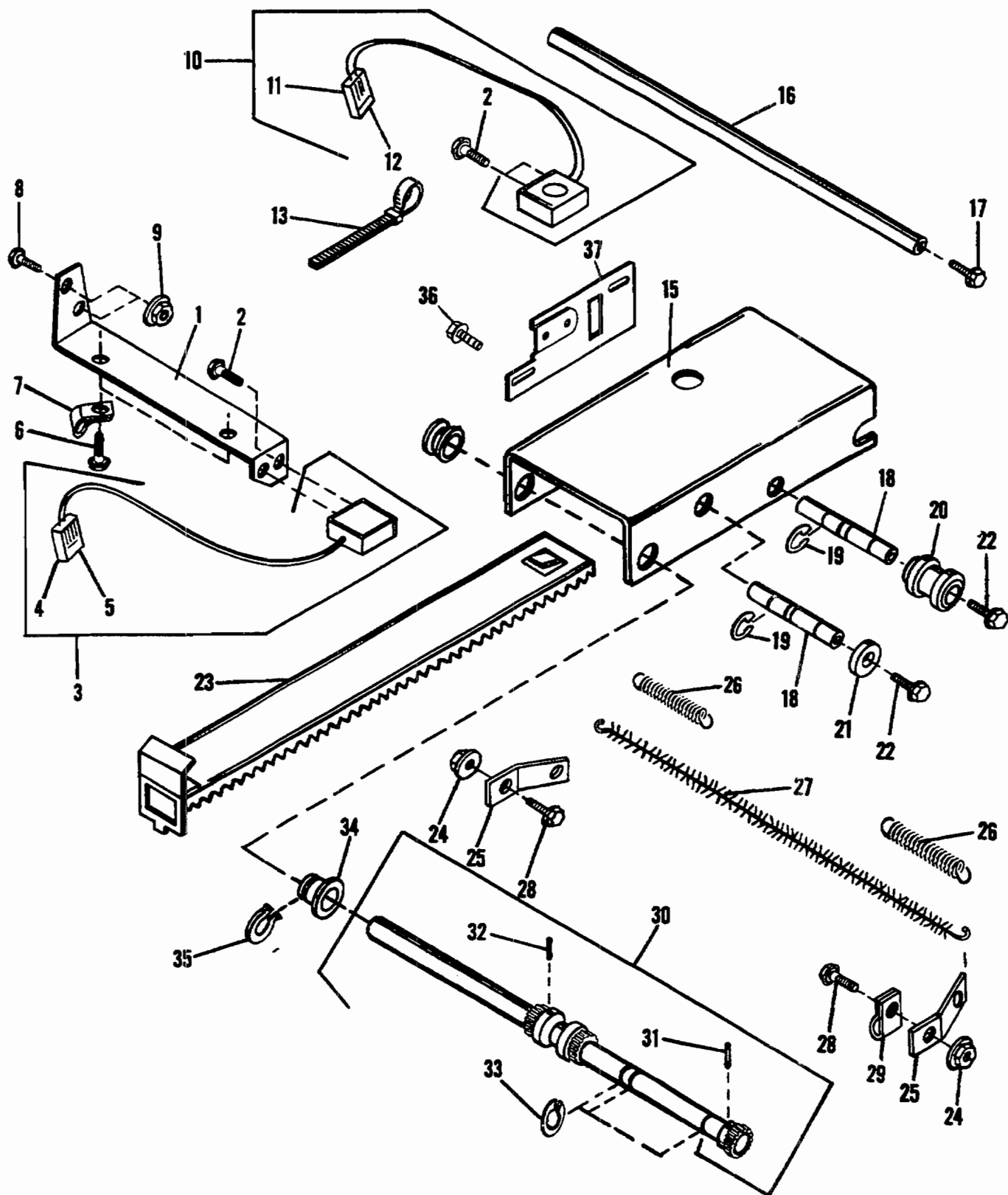


FIGURE 69A  
MODEL 9820/9850 (1:1) Back Jogger Mechanism - Part I

# Parts Catalog

Index No.	Part No.	MODEL 9805/9850 Figure 69A Description	Units Per Assy.
1	016459	BRACKET - Sensor.....	1
2	000895	SCREW - 6-32 x 3/8 .....	4
3	011506	PHOTOTRANSISTOR ASSEMBLY - Upper .....	1
4	250256	CONNECTOR HOUSING - Plug .....	1
5	250259	TERMINAL - Socket .....	2
6	100666	SCREW - Self-Tapping, 8/32 x 5/16 .....	2
7	250202	CLAMP - Cable, 1/8 .....	2
8	001542	SCREW - Flat Head, 10-32 x 7/16 .....	2
9	150083	NUT - 10-32 .....	2
10	011507	LAMP ASSEMBLY - Infrared, Lower .....	1
11	250258	CONNECTOR HOUSING - Socket.....	1
12	250257	TERMINAL - Pin .....	2
13	250077	TIE - Cable, 3-7/8 O.A.L. ....	2
14	100731	BUSHING - Flanged Nylon, .501 I.D. x .562 O.D. x .078 .....	2
18	016431	SHAFT .....	2
19	001776	RING - Retaining, .273 I.D. x .027 .....	4
20	016430	ROLLER - Rear .....	1
21	196399	ROLLER - Rack, Upper .....	1
22	111052	SCREW - 10-32 x 3/8 .....	4
23	016421	RACK ASSEMBLY - Jogger .....	1
24	014808	NUT - 10-32 .....	2
25	081107	CLIP - Spring .....	2
26	050621	SPRING - Tension, .218 O.D. x 1.218 O.A.L. ....	2
27	***	TINSEL .....	A/R
28	111054	SCREW - 10-32 x 1/2 .....	2
29	100960	CLAMP - 1/4 .....	1
30	016424	SHAFT ASSEMBLY - Jogger .....	1
31	000009	PIN - Taper, .110 O.D. x .750 O.A.L. ....	1
32	100521	PIN - Taper, .156 O.D. x 1.375 O.A.L. ....	1
33	100969	RING - Retaining, .447 I.D. x .037 .....	3
34	196397	BUSHING - Special Flange .....	2
35	101938	RING - Retaining, Bowed .....	2
36	001541	SCREW - 6-32 x 1/4 .....	2
37	016298	BRACKET - Sensor .....	1

\*\*\* Order As Supply Item #670 (2 rolls = 12 yds. or 10.9M each)

# Parts Catalog

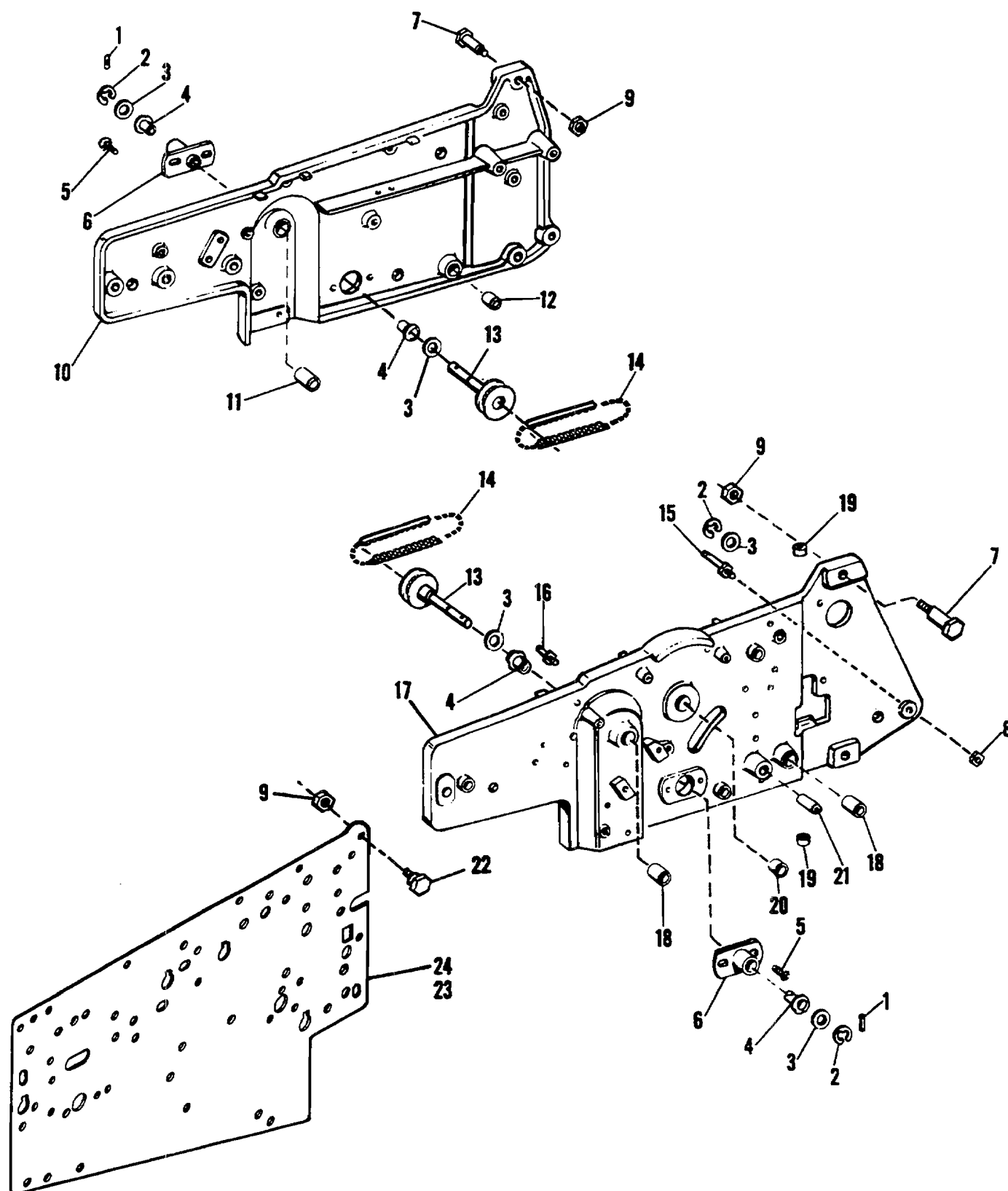


FIGURE 70  
MODEL 9815/9850 Frame Assemblies C.D.

# Parts Catalog

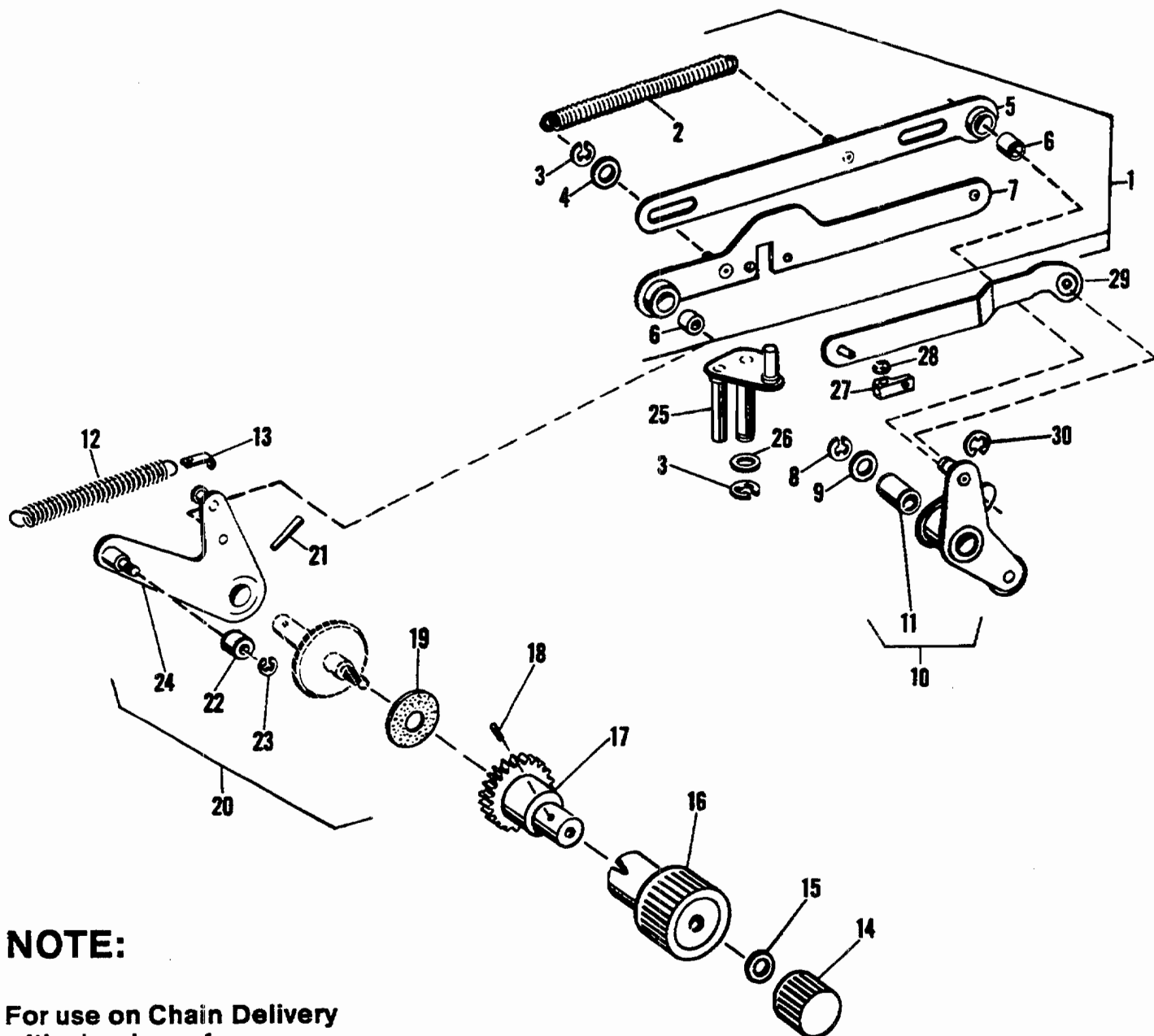
Index No.	Part No.	MODEL 9805/9850 Figure 70 Description	Units Per Assy.
1	>001980	PIN - Roll, .135 O.D. x .640 O.A.L. ....	2
2	>001080	RING - Retaining, .302 I.D. x .037 ..... 3	3
3	>001721	WASHER - .380 I.D. x .625 O.D. x .059 ..... 5	5
4	>066763	BEARING - Flanged, Nylon, .376 I.D. x .593 O.D. .... 4	4
5	>111054	SCREW - 10-32 x 1/2 ..... 4	4
6	>073777	PLATE ASSEMBLY - Sprocket Assembly ..... 2	2
7	>081788	SCREW - Shoulder, 3/8-24 ..... 4	4
8	>150084	NUT - 1/4-20 ..... 1	1
9	+150089	NUT - 3/8-24 ..... 4	4
10	017786	FRAME ASSEMBLY - Aluminum, N.O.S. .... 1	1
11	014647	BEARING - .634 I.D. x .752 O.D. x 1.000 ..... 1	1
12	014648	BEARING - .634 I.D. x .752 O.D. x .625 ..... 1	1
13	>017592	PULLEY ASSEMBLY - Timing ..... 2	2
14	>194836	BELT - Timing ..... 2	2
15	>081541	STUD - Lever Mounting ..... 1	1
16	>081542	STUD - Locking Lever Spring ..... 1	1
17	017785	FRAME ASSEMBLY - Aluminum, O.S. .... 1	1
18	014647	BEARING - .634 I.D. x .752 O.D. x 1.000 ..... 2	2
19	001445	BUSHING - .316 I.D. x .441 O.D. x .250 ..... 2	2
20	014638	BEARING - Flanged, .377 I.D. x .501 O.D. x .505 ..... 1	1
21	014646	BUSHING - .504 I.D. x .629 O.D. x 1.250 ..... 1	1
22	196387	SCREW - Dowel, 3/8-24 ..... 4	4
23	016407	FRAME - N.O.S. (Not Illustrated) ..... 1	1
23	016209	FRAME - N.O.S. Square Corners (Not Illustrated) ..... 1	1
24	016406	FRAME - O.S. .... 1	1
24	016208	FRAME - O.S. Square Corners ..... 1	1

>For Chain Delivery With Aluminum Frames

For 48-dash 9805/50 240V 50Hz. United Kingdom Machines

23	018342	FRAME-N.O.S. .... United Kingdom ..... 1	1
----	--------	--	---

# Parts Catalog



## NOTE:

For use on Chain Delivery  
with aluminum frames.

FIGURE 71  
MODEL 9815/9850 Back and Side Jogger Mechanism



# Parts Catalog

Index No.	Part No.	MODEL 9805/9850 Figure 71 Description	Units Per Assy.
1	078466	LINK ASSEMBLY - Back Jogger .....	1
2	081704	SPRING - 1/2 O.D. x 3-11/32 O.A.L. ....	1
3	001095	RING - Retaining, .245 I.D. x .027 .....	3
4	004074	WASHER - .314 I.D. ....	2
5	081561	LINK - Back jogger .....	1
6	001452	BUSHING - .441 O.D. x .316 I.D. x .375 .....	2
7	078467	LINK - Back Jogger .....	1
8	001080	RING - Retaining, .302 I.D. x .037 .....	1
9	001721	WASHER - .625 O.D. x .380 I.D. x .059 .....	1
10	078456	LEVER ASSEMBLY - Back Jogger .....	1
11	001401	BUSHING - .504 O.D. x .379 I.D. x .750 .....	1
12	064587	SPRING - Tension, .406 O.D. x 3.500 O.A.L. x .054 .....	1
13	050508	ANCHOR - Tension Spring .....	1
14	016933	KNOB - Back Jogger Locking .....	1
15	016574	WASHER - .687 O.D. x .315 I.D. x .047 .....	1
16	017582	KNOB ASSEMBLY - Back Jogger Adjusting .....	1
17	017587	GEAR ASSEMBLY - Jogger Adjusting .....	1
18	101063	PIN - Roll, .162 O.D. x 2.000 .....	1
19	081597	PAD - Friction .....	2
20	017588	LEVER ASSEMBLY - Jogger Adjusting .....	1
21	000023	PIN - Taper, .177 O.D. x .978 .....	1
22	054350	ROLLER - Adjusting Lever .....	1
23	001049	RING - Retaining, .277 I.D. x .027 .....	1
24	*081594	LEVER - Jogger Adjusting .....	1
25	081583	PLATE ASSEMBLY - Jogger Drive .....	1
26	043106	WASHER - .437 O.D. x .314 I.D. x .047 .....	4
27	078463	DRIVE BLOCK - Plate Assembly .....	1
28	014464	RING - Retaining, .234 I.D. x .035 .....	1
29	078460	LINK - Plate Assembly, Drive Block .....	1
30	001060	RING - Retaining, .208 I.D. x .027 .....	2

\*Not Procurable Separately

NOTE: All above parts are used for Chain Delivery with Aluminum Frames.

# Parts Catalog

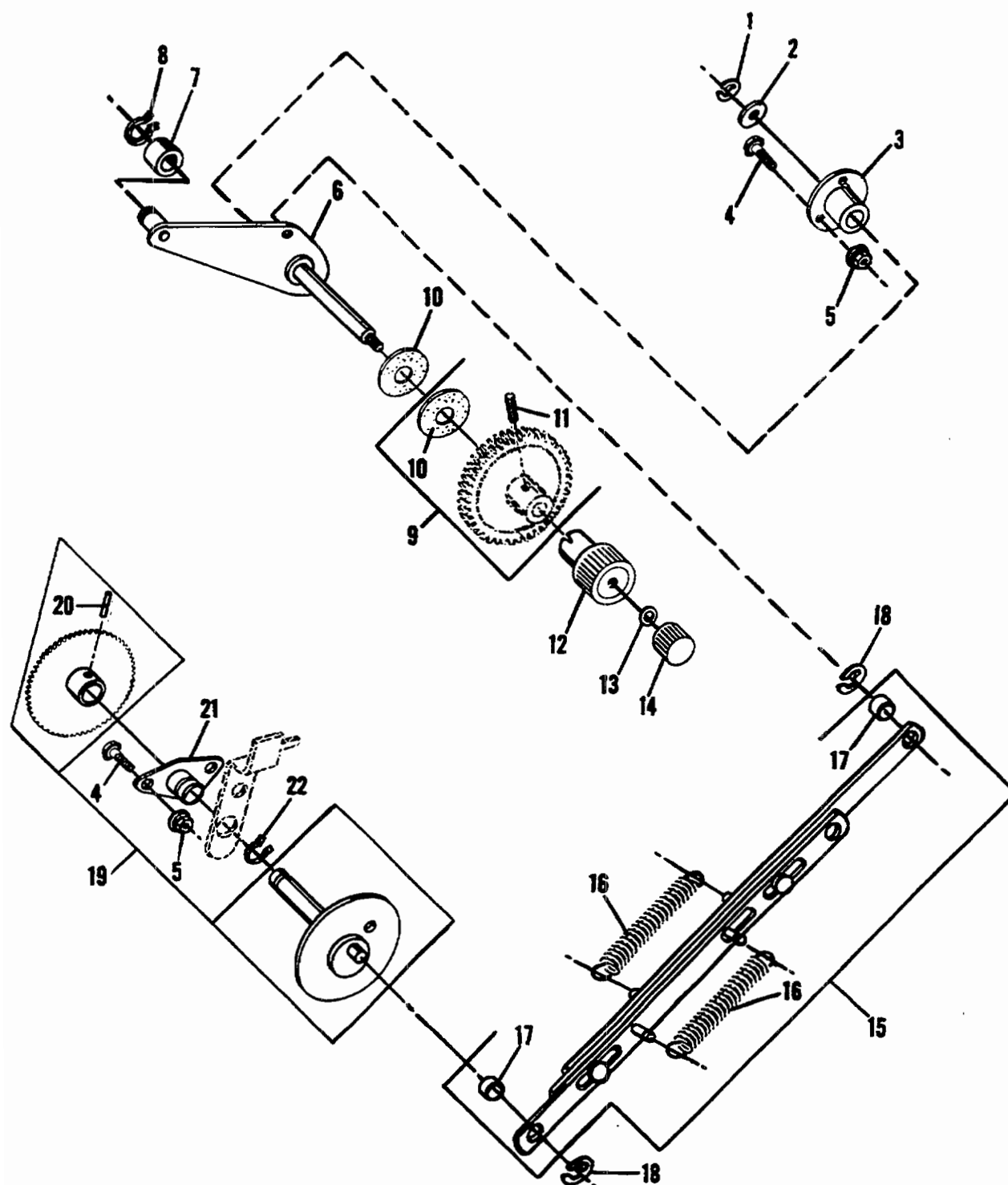


FIGURE 71A  
MODEL 9820/9850 (1:1) Back Jogger Mechanism - Part II

# Parts Catalog

Index No.	Part No.	MODEL 9805/9850 Figure 71A Description	Units Per Assy.
1	014510	RING - Retaining, .483 I.D. x .044 .....	1
2	081789	WASHER - Plain, .630 I.D. x 1.000 O.D. x .064 .....	1
3	016376	BEARING - Sprocket Shaft .....	1
4	111054	SCREW - 10-32 x 1/2 .....	5
5	150083	NUT - 10-32 .....	5
6	016486	LEVER ASSEMBLY .....	1
7	054350	ROLLER .....	1
8	001049	RING - Retaining, .277 I.D. x .027 .....	1
9	016489	GEAR ASSEMBLY .....	1
10	081597	PAD - Friction .....	1
11	149319	PIN - Spiral, 3/16 O.D. x 1/2 O.A.L. ....	1
12	017582	KNOB ASSEMBLY - Back Jogger Adjusting .....	1
13	016574	WASHER - .315 I.D. x .687 O.D. x .047 .....	1
14	016933	KNOB - Back jogger .....	1
15	016494	LINK ASSEMBLY - Drive .....	1
16	196405	SPRING - Tension, 15/32 O.D. x 2-7/8 O.A.L. ....	2
17	001472	BUSHING - .315 I.D. x .439 O.D. x .250 .....	2
18	001095	RING - Retaining, .245 I.D. x .027 .....	2
19	016472	CAM CRANK ASSEMBLY .....	1
20	001956	PIN - Taper, .157 O.D. x 1.000 O.A.L. ....	1
21	016441	BEARING ASSEMBLY .....	1
22	001076	RING - Retaining, .815 I.D. x .044 .....	1

This exploded perspective view illustrates the assembly of a mechanical device. The components are numbered as follows:

- 1:** A main housing or frame.
- 2:** A long cylindrical shaft or rod.
- 3:** A small circular component, possibly a bush or washer.
- 15:** A large, angled plate or bracket.
- 16:** A small rectangular plate or washer.
- 17:** A gear or sprocket.
- 23:** A long cylindrical shaft or rod.
- 24:** A small circular component, possibly a bush or washer.
- 25:** A small cylindrical component, possibly a bush or washer.
- 26:** A small circular component, possibly a bush or washer.
- 27:** A small cylindrical component, possibly a bush or washer.
- 28:** A long, thin rectangular plate or strip.
- 29:** A small rectangular plate or washer.
- 30:** A small cylindrical component, possibly a bush or washer.

The assembly is shown in an exploded state, with dashed lines indicating the alignment and relative positions of the parts. The components are arranged in a way that suggests a complex mechanical linkage or drive system.

194 9805, 9810, 9815, 9820, 9835, 9840, 9850 Parts Catalog

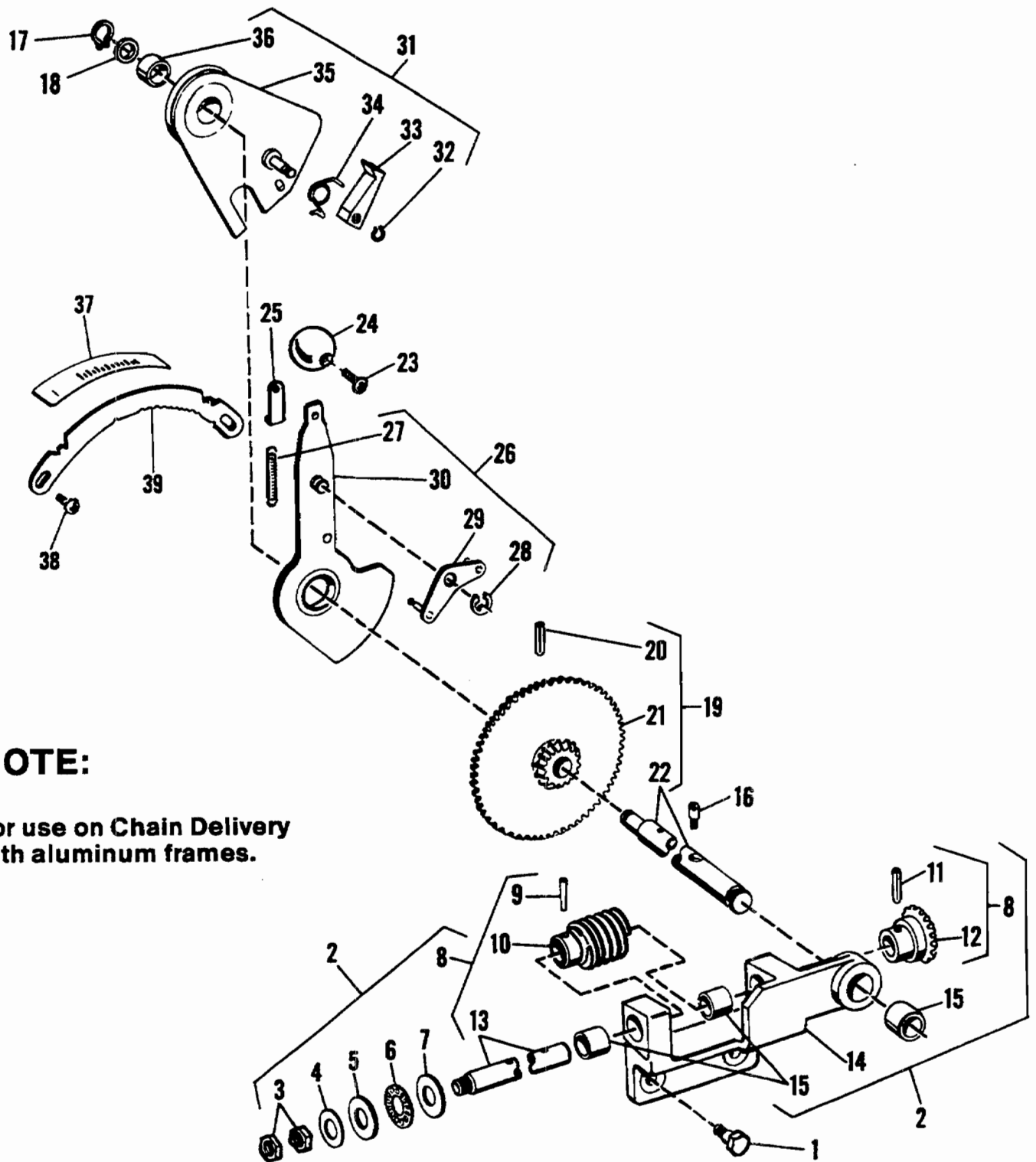
# Parts Catalog

Index No.	Part No.	MODEL 9805/9850 Figure 72 Description	Units Per Assy.
1	017714	CRANK ASSEMBLY - Table Raise .....	1
2	017715	HANDLE- Crank Assembly .....	1
3	003042	SPRING LOCK - Crank Handle .....	1
9	>072077	WEIGHT ASSEMBLY - Chain .....	2
10	194835	HOOK - Chain Weight .....	2
11	072035	CHAIN ASSEMBLY .....	2
2	071576	LINK - Chain Coupler .....	1
3	001054	WASHER .....	2
4	072036	TABLE CONNECTOR .....	1
15	>017600	SHAFT ASSEMBLY - Table Raise Crank .....	1
15	016409	SHAFT ASSEMBLY - Table Raise Crank .....	1
16	000014	PIN - Taper, .146 O.D. x 1.127 O.A.L. ....	2
17	*081712	SPROCKET - Chain Drive .....	2
18	001983	PIN - Roll, .167 O.D. x 1.015 O.A.L. ....	1
19	*081714	MOUNT ASSEMBLY - Gear Pawl .....	1
20	014504	RING - Retaining, .095 I.D. x .019 .....	1
21	081720	SPRING - Pawl Pressure .....	1
22	>081709	GEAR ASSEMBLY - Crank Shaft .....	1
22	016412	GEAR ASSEMBLY - Crank Shaft .....	1
23	*017599	SHAFT - Table Raise Crank .....	1
24	101281	PIN - Drive Lock, .250 O.D. x .750 O.A.L. ....	1
24	>081609	PIN - Crank Assembly Locking .....	1
25	196397	BUSHING - Special Flange .....	2
26	101938	RING - Retaining, Bowed .....	2
27	196396	SPACER - .521 I.D. x .687 O.D. x 1.252 O.A.L. ....	1
8	016399	WEIGHT ASSEMBLY .....	2
9	400579	GUARD - Chain N.O.S. ....	1
29	400578	GUARD - Chain O.S. (Not Illustrated) .....	1

\*Not Procurable Separately

>For Chain Delivery With Aluminum Frames

# Parts Catalog



## NOTE:

For use on Chain Delivery  
with aluminum frames.

FIGURE 73  
MODEL 9815/9850 Table Control

# Parts Catalog

Index No.	Part No.	MODEL 9805/9850 Figure 73 Description	Units Per Assy.
1	081553	SCREW - Support Mounting, 1/4-28 .....	2
2	081543	SUPPORT AND GEAR ASSEMBLY .....	1
3	001845	NUT - 3/8-24 .....	2
4	001771	WASHER - .875 O.D. x .385 I.D. x .059 .....	1
5	081552	RACE - Gear Shaft Bearing .....	1
6	081550	BEARING - Gear Shaft .....	1
7	081551	RACE - Gear Shaft Bearing .....	1
8	081547	SHAFT ASSEMBLY - Worm Gear .....	1
9	001920	PIN - Taper, .149 O.D. x .750 .....	1
10	*072636	GEAR - Worm .....	1
11	001981	PIN - Roll, .199 O.D. x .827 .....	1
12	*081607	GEAR - Bevel .....	1
13	*081548	SHAFT - Worm Gear .....	1
14	081544	SUPPORT - Worm Gear .....	1
15	001432	BEARING - .629 O.D. x .504 I.D. x .500 .....	3
16	081609	PIN - Handle Lock .....	1
17	001047	RING - Retaining, .340 I.D. x .027 .....	1
18	001755	WASHER - .625 O.D. x .385 I.D. x .047 .....	1
19	017598	SHAFT ASSEMBLY - Table Control Ratchet .....	1
20	001978	PIN - Roll, .135 O.D. x .765 .....	1
21	*081606	RATCHET ASSEMBLY - Table Control .....	1
22	*017597	SHAFT - Ratchet Crank .....	1
23	112652	SCREW - 8-32 x 9/16 .....	1
24	017052	KNOB - Brown .....	1
25	081539	POINTER - Control Lever .....	1
26	081574	LEVER ASSEMBLY - Table Control .....	1
27	021369	SPRING - Tension, .250 O.D. x 1.062 O.A.L. x .033 .....	1
28	001095	RING - Snap, .245 I.D. x .027 .....	1
29	081575	LEVER - Locking .....	1
30	081579	LEVER - Table Control .....	1
31	081565	MOUNT ASSEMBLY - Ratchet Pawl .....	1
32	001049	RING - Retaining, .227 I.D. x .027 .....	1
33	081567	PAWL - Ratchet Holding .....	1
34	081833	SPRING - Pawl Tension .....	1
35	081569	MOUNT - Ratchet Pawl .....	1
36	014639	BEARING - .629 O.D. x .504 I.D. x .307 .....	1
37	081611	DECAL - Table Adjust .....	1
38	111052	SCREW - 10-32 x 3/8 .....	2
39	081604	RATCHET - Control Lever Holding .....	1

\*Not Procurable Separately

NOTE: All above parts are used for Chain Delivery with Aluminum Frames.

# Parts Catalog

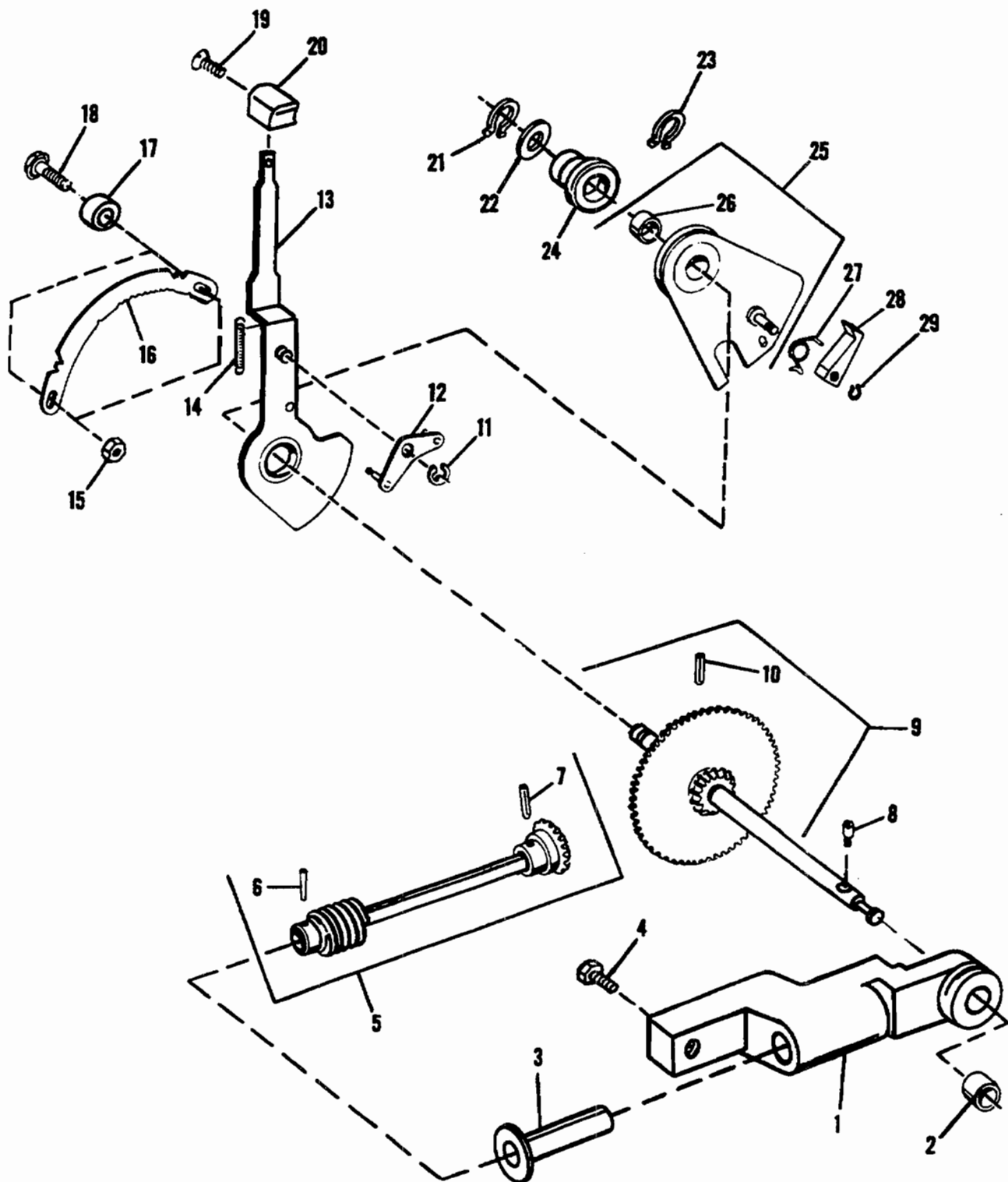


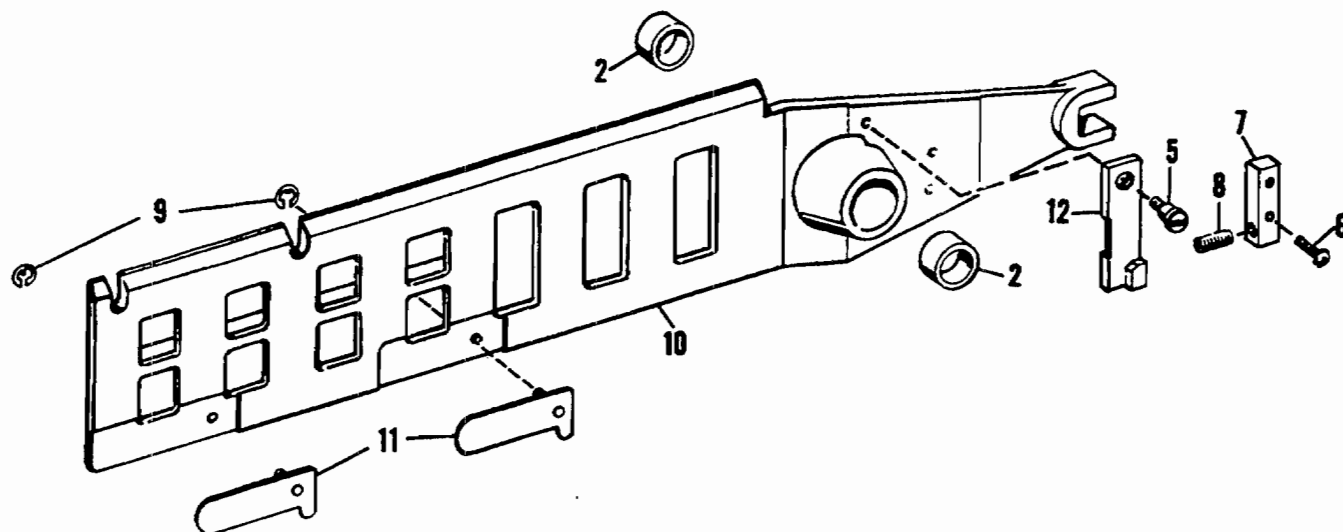
FIGURE 73A  
MODEL 9820/9850 (1:1) Table Control



# Parts Catalog

Index No.	Part No.	MODEL 9805/9850 Figure 73A Description	Units Per Assy.
1	016416	SUPPORT - Worm Gear .....	1
2	001432	BEARING - .504 I.D. x .629 O.D. x .500 .....	1
3	196398	BEARING - Flanged .....	1
4	081553	SCREW - Dowel , 1/4-28 .....	2
5	016418	SHAFT ASSEMBLY - Worm Gear .....	1
6	001920	PIN - Taper, .149 O.D. x .750 .....	1
7	001981	PIN - Roll, .199 O.D. x .827 .....	1
8	081609	PIN - Handle Lock .....	1
9	016481	SHAFT ASSEMBLY - Table Control Ratchet .....	1
10	001978	PIN - Roll, .135 O.D. x .765 .....	1
11	001095	RING - Retaining, .245 I.D. x .027 .....	1
12	081575	LEVER - Locking .....	1
13	016521	LEVER - Table Control .....	1
14	021369	SPRING - Tension, .250 O.D. x 1.062 O.A.L. x .033 .....	1
15	014248	NUT - Lock , 10-32 .....	2
16	081604	RATCHET - Control Lever Holding .....	1
17	196403	SPACER .....	2
18	111058	SCREW - 10-32 x 7/8 .....	2
19	001552	SCREW - 8-32 x 3/8 .....	1
20	016921	KNOB - Brown .....	1
21	001047	RING - Retaining, .340 I.D. x .027 .....	1
22	001755	WASHER - .385 I.D. x .625 O.D. x .047 .....	1
23	014461	RING - Retaining Bowed, .526 I.D. x .037 .....	1
24	196402	BUSHING - Flanged .....	1
25	016477	MOUNT - Ratchet Pawl .....	1
26	014639	BEARING - .504 I.D. x .629 O.D. x .307 .....	1
27	081833	SPRING - Pawl Tension .....	1
28	081567	PAWL - Ratchet Holding .....	1
29	001049	RING - Retaining, .227 I.D. x .027 .....	1

# Parts Catalog



## NOTE:

For use on Chain Delivery  
with aluminum frames.

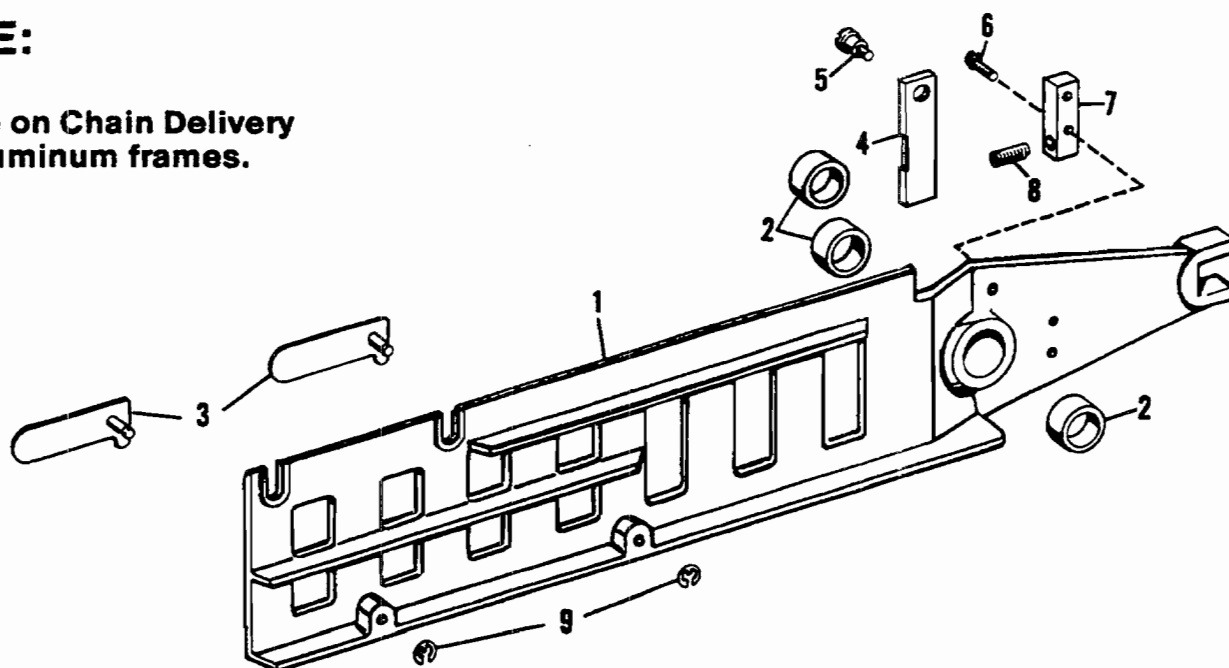


FIGURE 74  
MODEL 9815/9850 Paper Guide Assemblies

# Parts Catalog

Index		MODEL 9805/9850 Figure 74		Units
No.	Part No.	Description		Per Assy.
1	017686	GUIDE - Paper, O.S. ....		1
2	014640	BUSHING - 1.003 O.D. x .816 I.D. x .312 ....		3
3	081851	PLATE - Guide Extension, O.S. ....		2
4	081629	PRESSURE PAD - jogger Screw, O.S. ....		1
5	081631	SCREW - Shoulder, 10-32 ....		2
6	014281	SCREW - 10-32 x 3/4 ....		4
7	081630	BLOCK - Spring Mounting ....		2
8	081632	SPRING - Compression, .317 O.D. x 1.000 O.A.L. x .051 ....		2
9	001060	RING - Retaining, .208 I.D. x .027 ....		4
10	017688	GUIDE - Paper, N.O.S. ....		1
11	081852	PLATE - Guide Extension, N.O.S. ....		2
12	081637	PRESSURE PAD - Jogger Screw, N.O.S. ....		1

NOTE: All above parts are used for Chain Delivery with Aluminum Frames.

# Parts Catalog

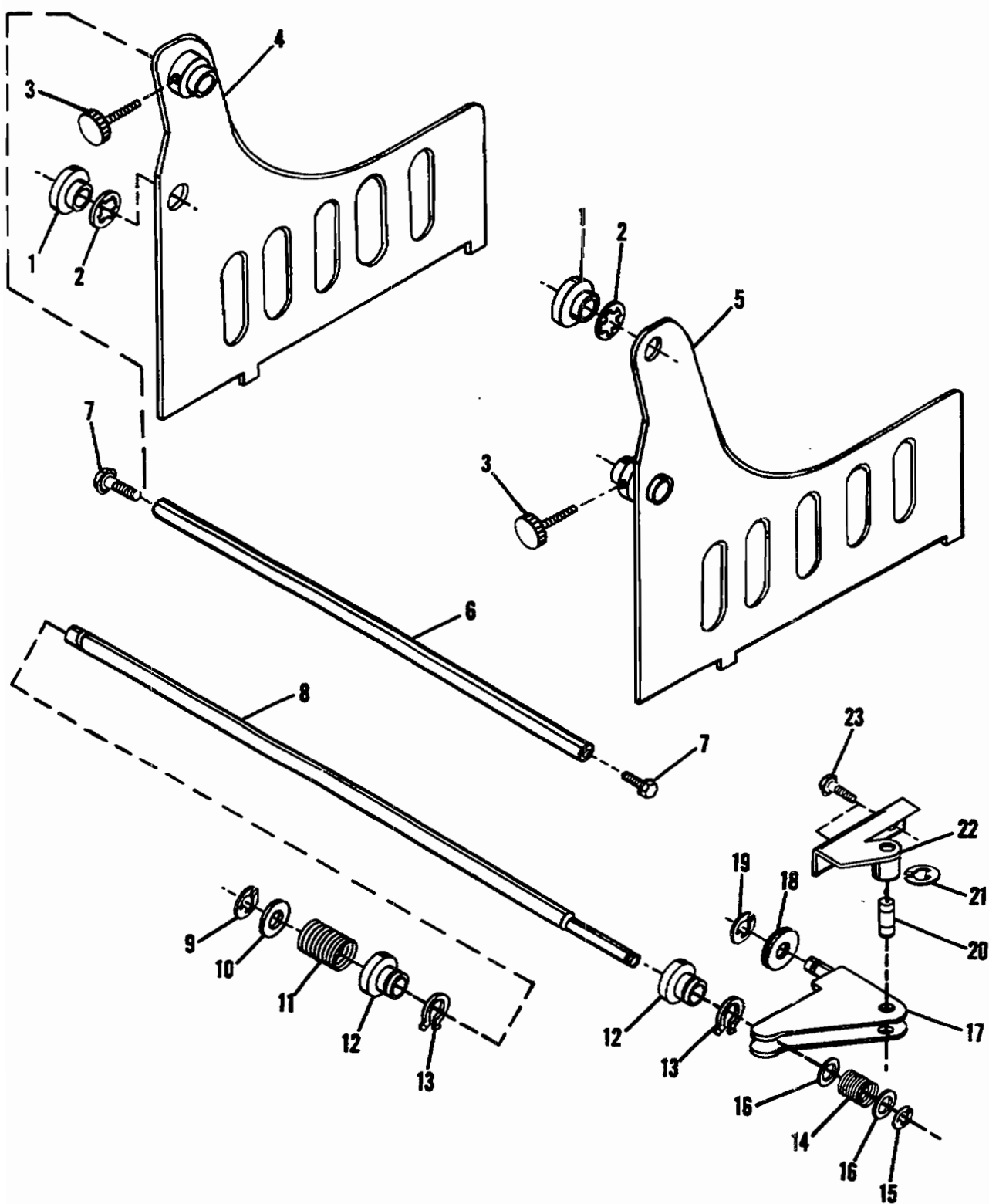
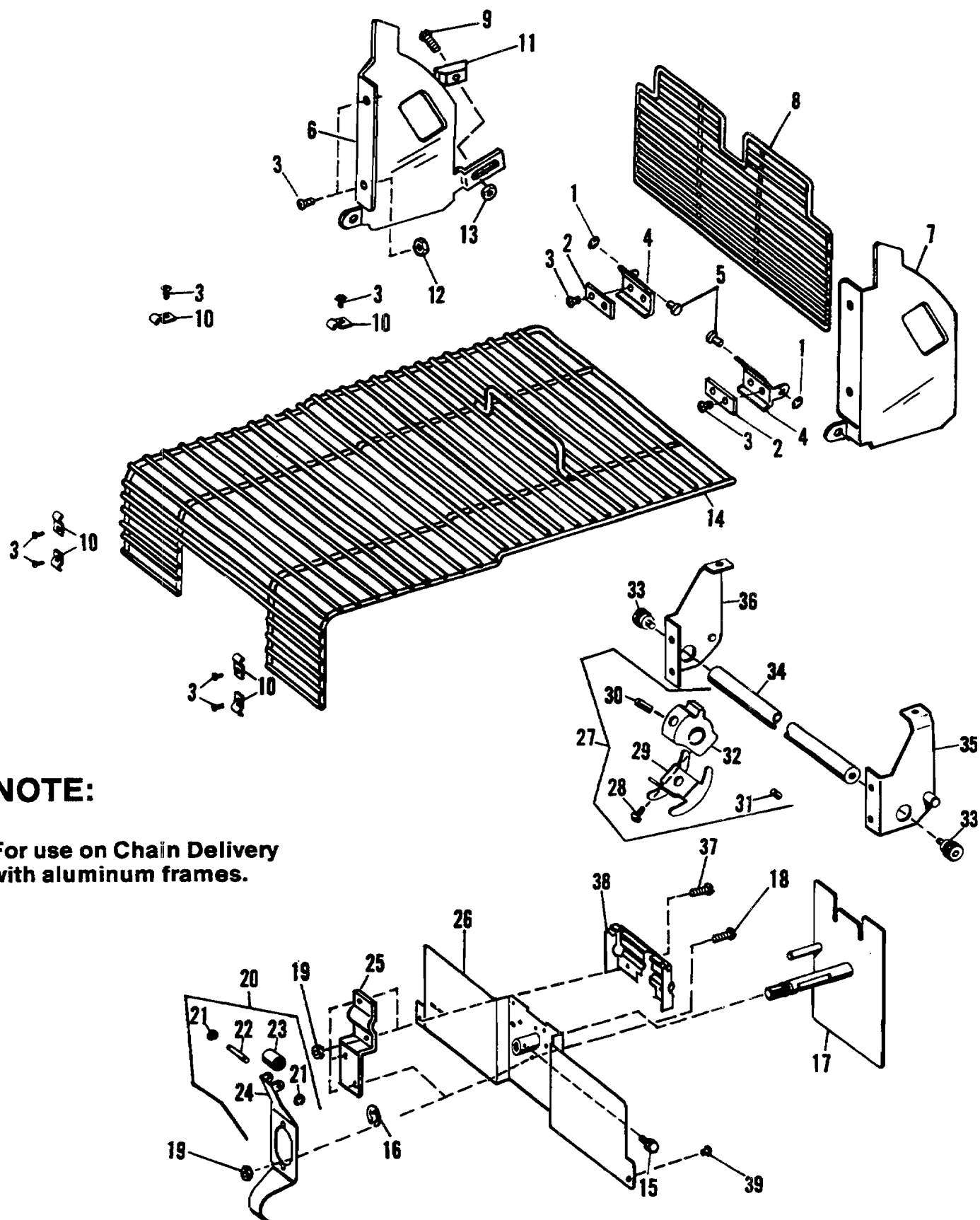


FIGURE 74A  
MODEL 9820/9850 (1:1) Paper Guide Assemblies

# Parts Catalog

Index No.	Part No.	MODEL 9805/9850 Figure 74A Description	Units Per Assy.
1	195401	BUSHING - Flanged .....	2
2	101023	RING - Self Locking, Push-On .627 I.D. ....	2
3	016450	KNOB - 1/4-28 .....	2
4	016462	JOGGER ASSEMBLY - N.O.S. ....	1
5	016461	JOGGER ASSEMBLY - O.S. ....	1
6	016466	TIE BAR .....	1
7	081553	SCREW - Dowel, 1/4-28 .....	1
8	016452	SHAFT .....	1
9	001094	RING - Retaining, .394 I.D. x .044 .....	1
10	014712	WASHER - Plain, .515 I.D. x .750 O.D. x .029 .....	1
11	196443	SPRING - Compression, 33/64 I.D. x 2.000 O.A.L. ....	1
12	196397	BUSHING - Flanged .....	2
13	101938	RING - Retaining, Bowed .....	2
14	196444	SPRING - Compression, .382 I.D. x 1-5/32 O.A.L. ....	1
15	001080	RING - Retaining, .302 I.D. x .037 .....	1
16	001771	WASHER - Plain, .385 I.D. x .875 O.D. x .059 .....	2
17	016471	LEVERASSEMBLY .....	1
18	016470	ROLLERASSEMBLY .....	1
19	001095	RING - Retaining, .245 I.D. x .027 .....	1
20	196453	SHAFT .....	1
21	001060	RING - Retaining, .208 I.D. x .027 .....	2
22	016458	SUPPORT ASSEMBLY - Pivot .....	1
23	111052	SCREW - 10-32 x 3/8 .....	2

# Parts Catalog



## NOTE:

For use on Chain Delivery  
with aluminum frames.

FIGURE 75  
MODEL 9815/9850 Screen and Back Stop Assemblies

# Parts Catalog

Index No.	Part No.	MODEL 9805/9850 Figure 75 Description	Units Per Assy.
1	014504	RING - Retaining, .146 I.D. x .027 .....	2
2	007733	NUT PLATE ASSEMBLY - 10-32 .....	2
3	001555	SCREW - 10-32 x 1/2 .....	14
4	076879	HINGE .....	2
5	190304	PIN - Hinge .....	2
6	017684	BRACKET - Guard Assembly, N.O.S. ....	1
6	018517	BRACKET - Guard Assembly, N.O.S. (9840 B) .....	1
7	017683	BRACKET - Guard Assembly, O.S. ....	1
7	018516	BRACKET - Guard Assembly, O.S. (9840 B) .....	1
8	017995	SCREEN - Small Safety .....	1
9	101366	SCREW - Brass, 6-32 x 7/16 .....	2
10	076881	CLIP - Large Screen Mounting .....	10
11	196140	MAGNET .....	1
12	014808	NUT - 10-32 .....	4
13	014812	NUT - 6-32 .....	1
14	007930	SCREEN ASSEMBLY - Large Safety .....	1
15	052187	SCREW - 10-32 x 7/16 .....	1
16	001094	RING - Retaining, .394 I.D. x .044 .....	1
17	017573	PLATE ASSEMBLY - Paper Stop .....	1
18	014187	SCREW - 8-32 x 3/8 .....	6
19	014811	NUT - 8-32 .....	10
20	***017577	SPRING ASSEMBLY .....	1
21	014514	RING - Retaining, .094 I.D. x .017 .....	2
22	081849	SHAFT - Spring Roller .....	1
23	081848	ROLLER - Positioning Spring .....	1
24	017575	SPRING - Paper Stop .....	1
25	017576	PLATE - Mounting .....	2
26	017570	PLATE ASSEMBLY - Lower .....	1
26	018513	PLATE ASSEMBLY - Lower (9840 B) .....	1
27	007941	COLLAR ASSEMBLY - Roller Guide .....	1
28	001233	SCREW - 6-32 x 1/4 .....	2
29	081850	PLATE - Roller Guide Collar .....	1
30	100367	SCREW - Set, 1/14-28 x 5/8 .....	1
31	014390	SCREW - Set, 1/14-28 x 1/4 .....	1
32	007942	COLLAR - Roller Guide .....	1
33	081677	SCREW - 5/16-18 x 1/2 .....	2
34	007716	SHAFT - Back Stop Assembly .....	1
35	081774	STOP ASSEMBLY - Screen Assembly, O.S. ....	1
36	081776	STOP ASSEMBLY - Screen Assembly, N.O.S. ....	1
37	014369	SCREW - 8-32 x 3/8 .....	4
38	017572	PLATE - Back Stop, Upper .....	1
38	018514	PLATE - Back Stop, Upper (9840 B) .....	1
39	059018	BUMPER - Rubber .....	2

\*\*\*Not Available As An Assembly

# Parts Catalog

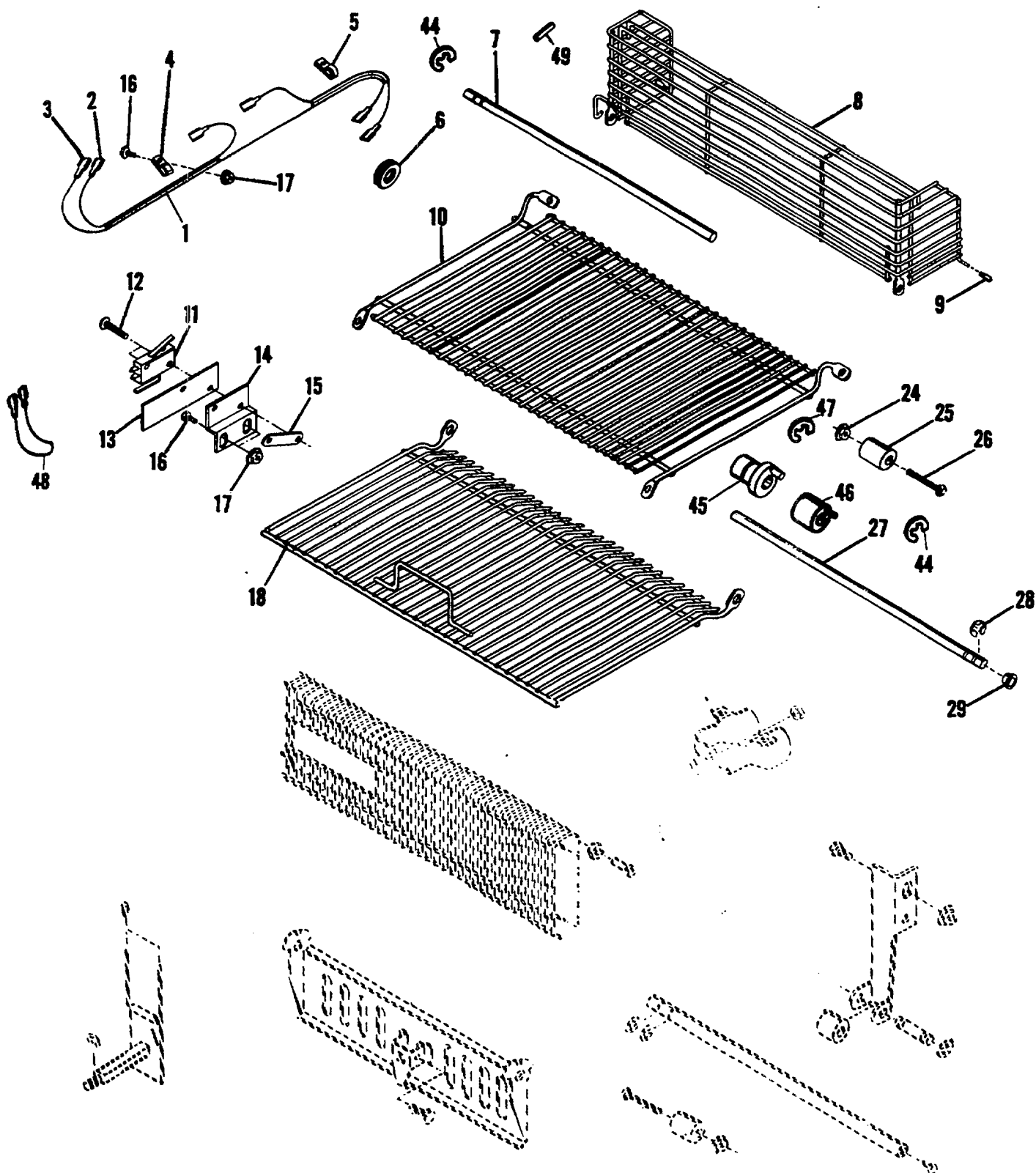


FIGURE 75A  
MODEL 9820/9850 (1:1) Safety Screens and Back Stop



# Parts Catalog

Index No.	Part No.	MODEL 9805/9850 Figure 75A Description	Units Per Assy.
1	016749	HARNESS ASSEMBLY - Guard Switches .....	1
2	250062	TERMINAL .....	6
3	250030	TUBING - Heat Shrink .....	6
4	250221	CLAMP - Cable, .144 x .312 I.D. ....	2
5	250204	CLAMP - Cable, 5/16 I.D. ....	1
6	101961	GROMMET-3/8 I.D. x 5/8 O.D. x 3/16 .....	1
7	016535	SHAFT - Guard Front .....	1
8	016525	GUARD - Front .....	1
9	101944	BUMPER - Vinyl .....	4
10	016526	GUARD - Chain Front .....	1
11	250137	SWITCH - 24V. Safety Circuit (9810) .....	2
11	252439	SWITCH - 5V. Safety Circuit .....	2
12	111006	SCREW - 4-40 x 9/16 .....	4
13	006917	INSULATION - Switch .....	2
14	016536	BRACKET - Switch .....	2
15	190555	PLATE - Nut 4-40 .....	2
16	111035	SCREW - 8-32 x 7/16 .....	4
17	150081	NUT - 8-32 .....	6
18	016527	GUARD - Chain, Rear .....	1
24	150083	NUT - 10-32 .....	11
25	196454	SPACER- Guard Stop .....	6
26	100366	SCREW - Flat Head, 10-32 x 1-1/4 .....	1
26	111060	SCREW - 10-32 x 1-1/8 .....	5
27	016534	SHAFT - Guard, Chain .....	1
28	014504	RING - Retaining, .146 I.D. x .335 O.D. x .027 .....	6
29	100539	BUSHING- Flanged, Nylon .187 I.D. x .250 O.D. x .078 .....	8

For 48-dash 9805/50 240V 50Hz. United Kingdom Machines

1	018341	HARNESS ASSEMBLY .....	United Kingdom .....	1
7	192731	SHAFT .....	United Kingdom .....	1
8	018325	GUARD .....	United Kingdom .....	1
10	018328	GUARD .....	United Kingdom .....	1
11	253211	SWITCH .....	United Kingdom .....	2
12	101983	SCREW - 6-32 x 1-5/8 .....	United Kingdom .....	2
13	010342	INSULATION - Switch .....	United Kingdom .....	2
15	190731	PLATE - Nut, 6-32 .....	United Kingdom .....	1
18	018328	GUARD .....	United Kingdom .....	1
27	018334	SHAFT-Hex .....	United Kingdom .....	1
29	018329	BUSHING - Hex .....	United Kingdom .....	1
44	001060	RING - Retaining .208 I.D. x .027 .....	United Kingdom .....	2
45	018331	CAM SLEEVE ASSEMBLY .....	United Kingdom .....	1
46	018340	ADAPTER ASSEMBLY .....	United Kingdom .....	1
47	001073	RING - Retaining, .577 I.D. ....	United Kingdom .....	1
48	196635	WIRE ASSEMBLY .....	United Kingdom .....	1
49	001974	PIN - Roll, 3/32 x 7/16 .....	United Kingdom .....	1

# Parts Catalog

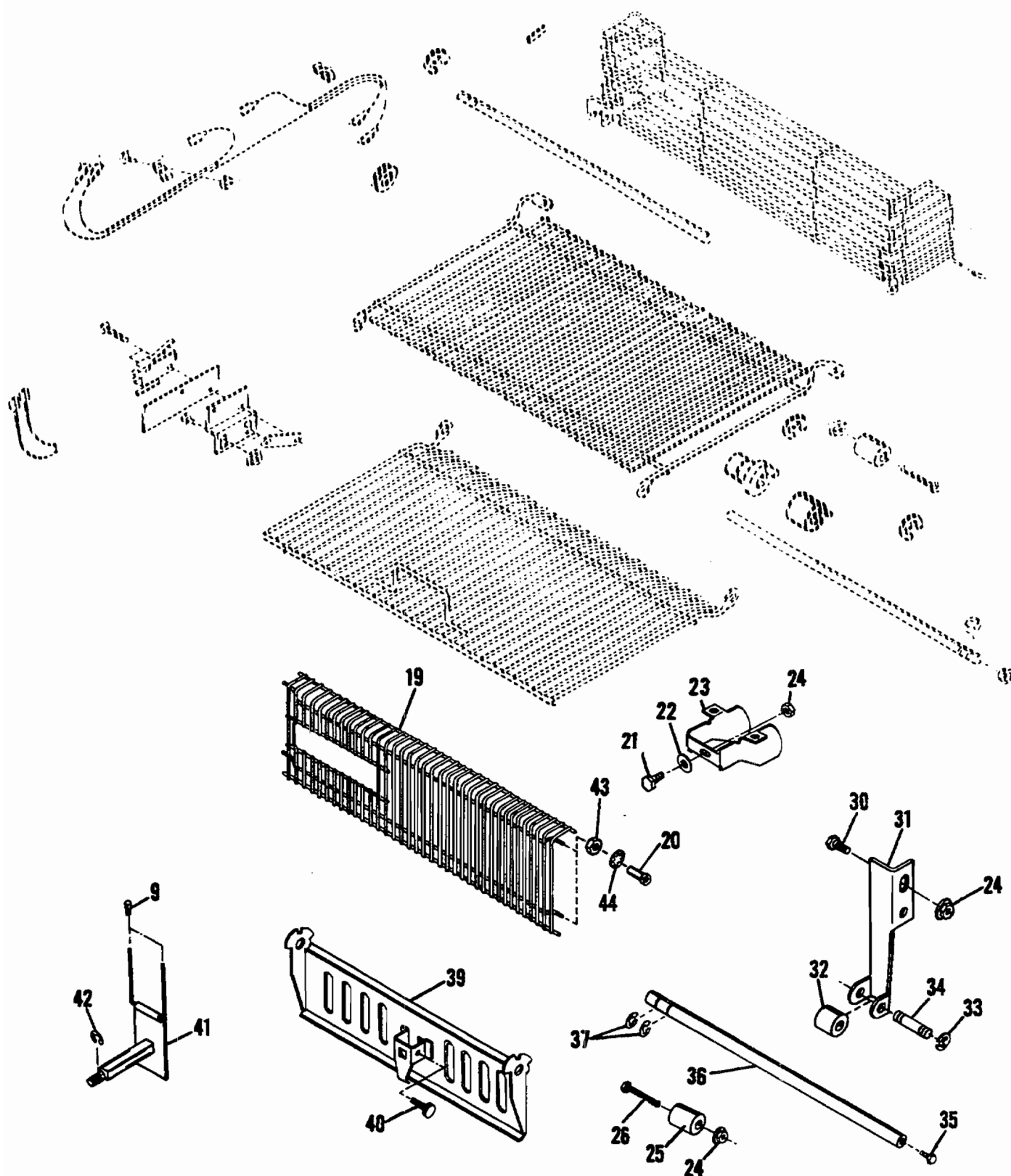


FIGURE 75B  
MODEL 9820/9850 (1:1) Safety Screens and Back Stop

# Parts Catalog

Index No.	Part No.	MODEL 9805/9850 Figure 75B Description	Units Per Assy.
9	101944	BUMPER - Vinyl .....	4
19	016528	GUARD - Rear .....	1
20	016533	BUSHING - Threaded, 10-32 .....	4
21	111055	SCREW - 10-32 x 9/16 .....	1
22	016572	WASHER - Flat, 1/4 I.D. x 7/8 O.D. x .059 .....	1
23	016469	DEFLECTOR .....	1
24	150083	NUT - 10-32 .....	11
25	196454	SPACER - Guard Stop .....	6
26	100366	SCREW - Flat Head, 10-32 x 1-1/4 .....	1
26	111060	SCREW - 10-32 x 1-1/8 .....	5
30	111052	SCREW - 10-32 x 3/8 .....	4
31	016478	ARM - Spring, O.S. ....	1
31	016543	ARM - Spring, N.O.S. (Not Illustrated) .....	1
32	196449	SPACER .....	2
33	014514	RING - Retaining, .094 I.D. x .270 O.D. x .017 .....	4
34	196450	SHAFT .....	2
35	081553	SCREW - Dowel, 1/4-28 .....	2
36	016466	ROD - Tie .....	1
37	100969	RING - Retaining, .447 I.D. x .581 O.D. x .037 .....	2
39	016365	DOOR ASSEMBLY .....	1
40	016450	KNOB - 1/4-28 .....	1
41	016584	STOP ASSEMBLY - Paper .....	1
42	001080	RING - Retaining, .302 I.D. x .660 O.D. x .037 .....	1
43	001812	NUT - 10-32 .....	4
44	001715	WASHER - Lock 10 .....	4

# Parts Catalog

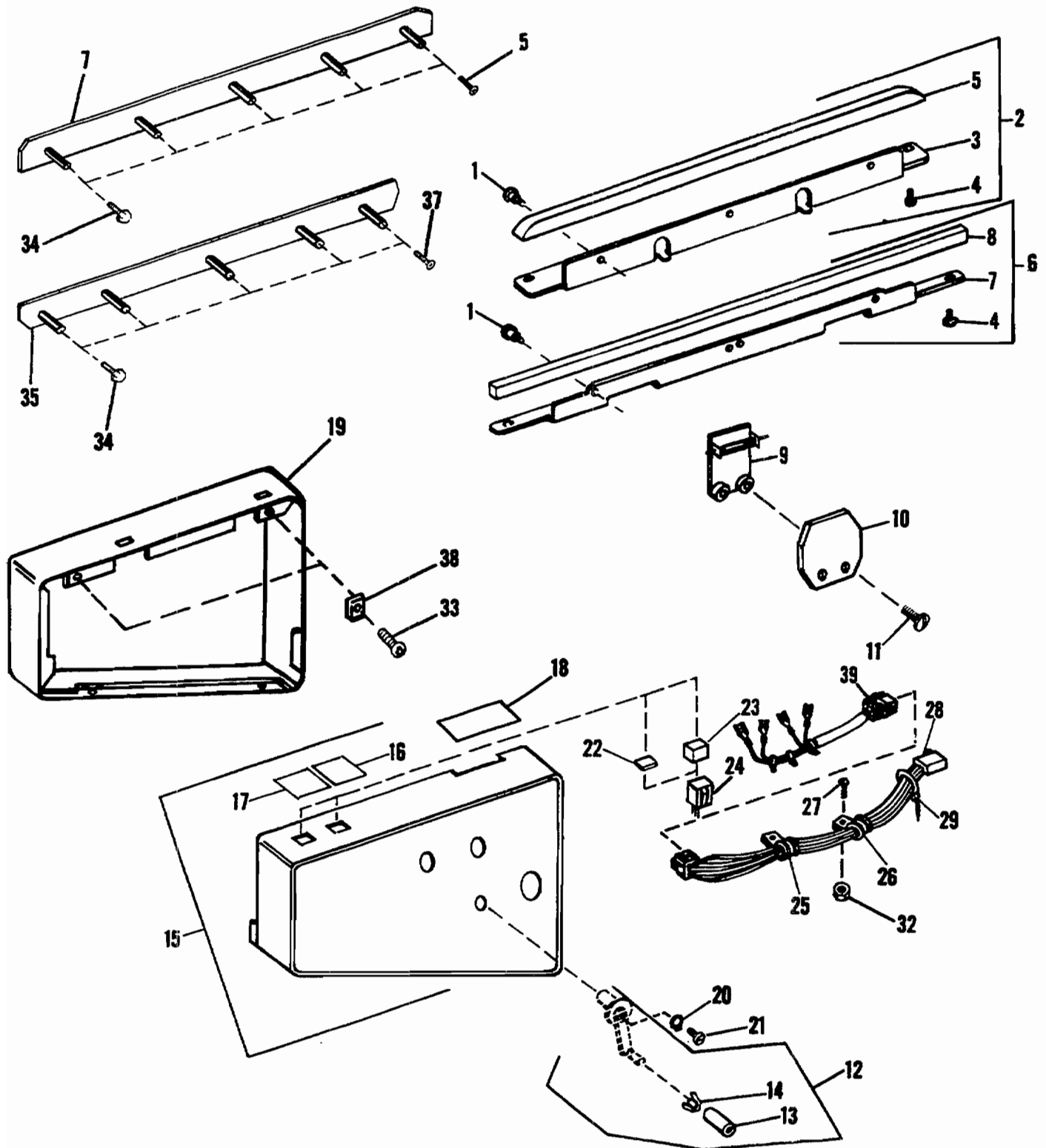


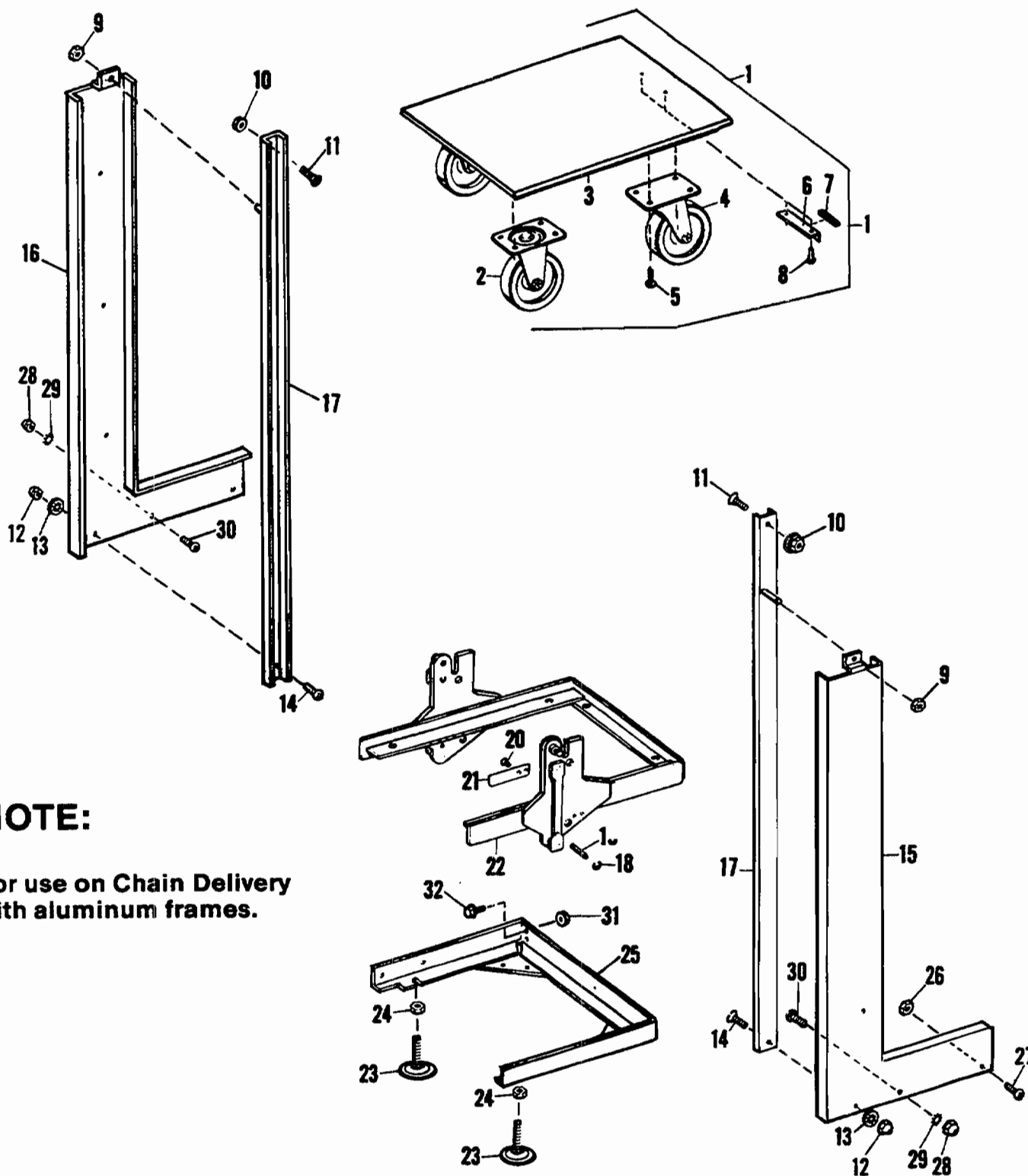
FIGURE 76  
MODEL 9815/9850 Covers (C.D.) and Chain Support

# Parts Catalog

Index No.	Part No.	MODEL 9805/9850 Figure 76 Description	Units Per Assy.
1	>081824	SCREW - Shoulder, 10-32 x 5/16 .....	12
2	>078499	SUPPORT ASSEMBLY - Upper .....	2
3	>078479	SUPPORT - Upper Chain Track .....	2
4	>014337	SCREW - 6-32 x 5/16 .....	8
5	>081822	TRACK - Upper Chain .....	2
6	>078497	SUPPORT ASSEMBLY - Lower .....	2
7	>078498	SUPPORT - Lower Chain Track .....	2
8	>078449	TRACK - Lower Chain .....	2
9	>076864	SWITCH - Reed .....	1
10	>007932	SHIELD - Reed Switch .....	1
11	120033	SCREW - 10-16 x 1/2 .....	1
12	>017029	CRANK ASSEMBLY - Guide Adjusting .....	2
13	017593	HANDLE- Crank Assembly .....	1
14	072052	SPRING LOCK - Crank Handle .....	1
15	>016909	COVER - O.S., CD .....	1
15	016587	COVER - O.S., 9820 .....	1
15	>017580	COVER - O.S., QPC & PRO .....	1
15	>018507	COVER - O.S., 9840 B .....	1
15	016588	COVER - O.S., 9840 & 9850 .....	1
15	087705	COVER - O.S., 9840 & 9850, Square Corners .....	1
15	016591	COVER - O.S., 9840 B .....	1
15	016586	COVER - O.S., 9810 .....	1
15	087703	COVER - O.S., 9810, Square Corners .....	1
16	017018	DECAL - Feed, On/Off .....	1
17	017017	DECAL - Proof, QPC & PRO .....	1
18	016546	DECAL - Table Raise .....	1
19	>017558	COVER - N.O.S. ....	1
19	>018508	COVER - N.O.S., 9840 B .....	1
19	016585	COVER - N.O.S. 9810, 9820, 9840 & 9850 .....	1
19	016590	COVER - N.O.S. 9840 B .....	1
19	087702	COVER - N.O.S., Square Corners .....	1
20	039642	RING - Plastic .....	2
21	196244	SCREW - Special, 10-32 x 1.000 .....	2
22	253031	LENS - Cap, Proof, QPC & PRO .....	2
23	252993	LENS - Cap, Feed (Old Design) .....	1
24	253002	SWITCH - Low Profile, Proof & Feed .....	2
25	>250202	CLAMP - Cable, CO .....	2
26	250205	CLAMP - Cable, QPC & PRO .....	4
27	>014369	SCREW - 8-32 x 3/8 .....	2
27	111035	SCREW - 8-32 x 7/16 .....	4
28	>017865	CABLE ASSEMBLY - Feed, CD .....	1
28	016746	CABLE ASSEMBLY - Feed, CD .....	1
28	016696	CABLE ASSEMBLY - Feed, CD (New Style) .....	1
28	>017016	CABLE ASSEMBLY - Feed & Proof, QPC & PRO .....	1
28	016747	CABLE ASSEMBLY - Feed & Proof, QPC & PRO .....	1
28	016695	CABLE ASSEMBLY - Feed & Proof, QPC & PRO (New Style) .....	1
29	250077	STRAP - Cable Tie .....	7
32	150081	NUT - 8-32 .....	4
33	>114281	SCREW - 10-32 x 3/4 .....	6
33	014311	SCREW - 8-15 x 5/8 .....	9
33	101145	SCREW - 10-12 x 3/4 .....	9
34	101941	SCREW - Self-Tapping, 10-16 x 3/4 .....	16
35	016446	TRACK - Chain, Lower .....	1
36	016445	TRACK - Chain, Upper .....	1
37	101942	SCREW - Flat Head, Self-Tapping, 10-16 x 3/4 .....	4
38	>001884	NUT - Speed, #8 .....	4
38	101144	NUT - Speed, #10 .....	4
39	016699	HARNESS ASSEMBLY- Feed, 9820 (Cover) .....	1
39	025659	HARNESS ASSEMBLY- Feed & Proof, 9840/50/60 (Cover) .....	1

>For Chain Delivery With Aluminum Frames

# Parts Catalog



## NOTE:

For use on Chain Delivery  
with aluminum frames.

FIGURE 77  
MODEL 9815/9850 Dolly, Table and Frame Assemblies

# Parts Catalog

Index Part		MODEL 9805/9850 Figure 77	Units
No.	No.	Description	Per Assy.
1	009570	DOLLY ASSEMBLY .....	1
2	081515	CASTER - Dolly (Swivel) .....	2
3	009571	BASE - Dolly .....	1
4	081516	CASTER - Dolly .....	2
5	101901	SCREW - 1/4-14 x 3/4 .....	16
6	101899	BRACKET - Mounting Catch .....	1
7	100523	CATCH - Magnetic .....	1
8	101900	SCREW - 5-20 x 3/8 .....	2
9	100871	NUT - 1/4-20 .....	2
10	014807	NUT - 1/4-28 .....	2
11	100586	SCREW - 1/4-28 x 1.000 .....	2
12	100587	NUT - 1/4-28 .....	2
13	001714	WASHER - Lock, .472 O.D. x .250 I.D. x .025 .....	2
14	100585	SCREW - 1/4-28 x 3/4 .....	2
15	017564	GUARD - Chain Lift, O.S. ....	1
15	018510	GUARD - Chain Lift, O.S. (9840 B) .....	1
16	017565	GUARD - Chain Lift, N.O.S. ....	1
16	018511	GUARD - Chain Lift, N.O.S. (9840 B) .....	1
17	017694	GUIDE - Table Raise .....	2
18	001060	RING - Retaining, .208 I.D. x .027 .....	1
19	190300	PIN - Table Guide .....	1
20	001691	SCREW - 10-32 x 1/4 .....	2
21	081841	SPRING - Guide Pin Pressure .....	2
22	017689	TABLE ASSEMBLY - Dolly Mounting .....	1
22	018515	TABLE ASSEMBLY - Dolly Mounting (9840 B) .....	1
23	017542	GLIDER - Base Frame .....	2
24	001845	NUT - 3/8-24 .....	4
25	008114	FRAME ASSEMBLY .....	1
26	014811	NUT - 8-32 .....	4
27	001202	SCREW - 8-32 x 3/4 .....	4
28	100107	NUT - Cap, 10-32 .....	2
29	001706	WASHER - Lock, .199 I.D. x .400 O.D. x .022 .....	2
30	100593	SCREW - 10-32 x 9/16 .....	2
31	150087	NUT - 5/16-24 .....	4
32	111091	SCREW - 5/16-24 x 7/8 .....	4

NOTE: All above parts are used for Chain Delivery with Aluminum Frames.

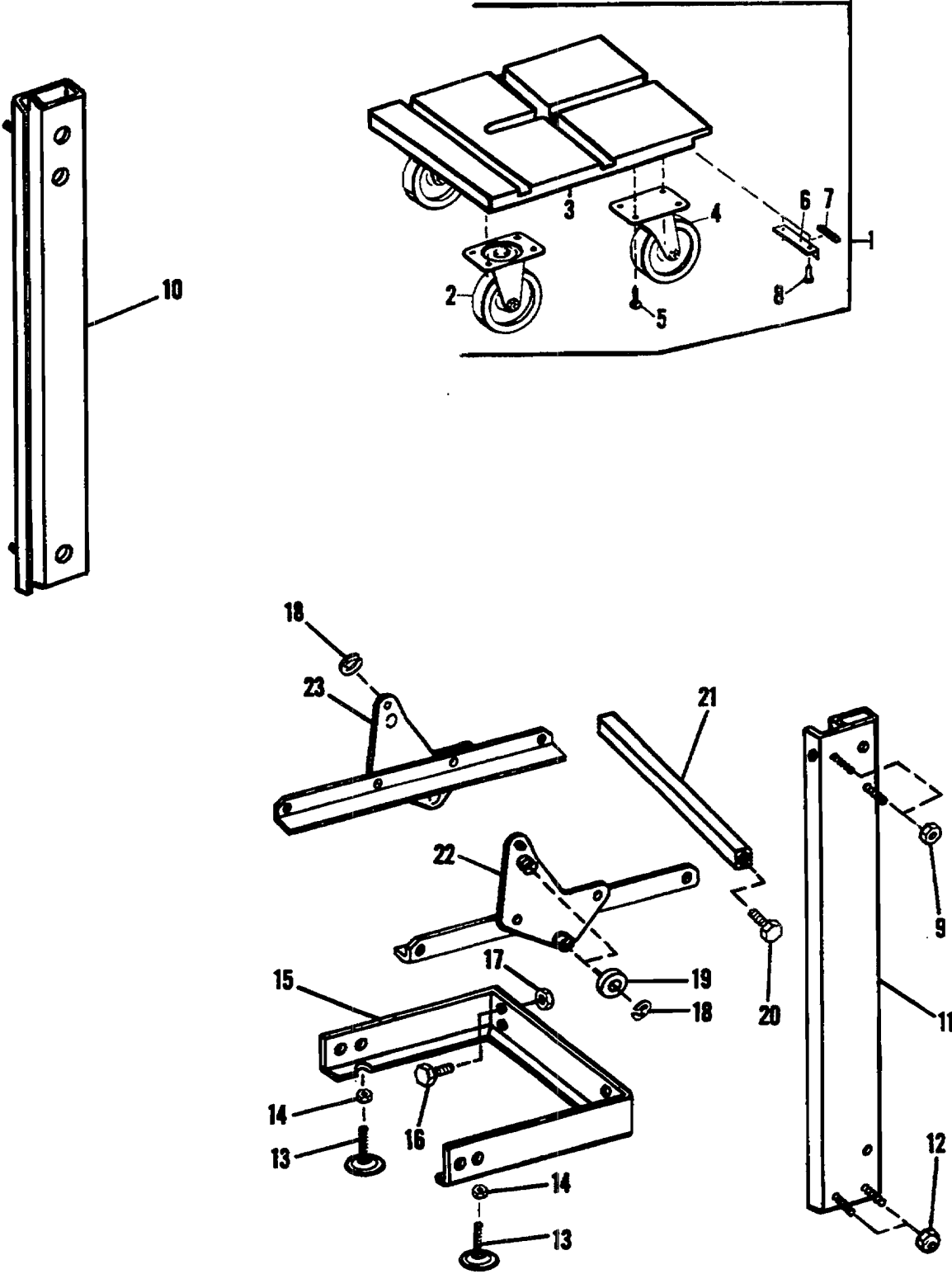


FIGURE 77A  
MODEL 9820/9850 (1:1) Dolly, Table and Frame Assemblies



# Parts Catalog

Index No.	Part No.	MODEL 9805/9850 Figure 77A Description	Units Per Assy.
1	016389	DOLLY ASSEMBLY .....	1
2	081515	CASTER - Dolly, Swivel .....	2
3	016390	BASE - Dolly .....	1
4	081516	CASTER - Dolly, Fixed .....	2
5	101901	SCREW - 1/4-14 x 3/4 .....	16
6	101899	BRACKET - Mounting Catch .....	1
7	100523	CATCH - Magnetic .....	1
8	101900	SCREW - 5-20 x 3/8 .....	2
9	100871	NUT - 1/4-20 .....	4
10	016438	CARRIER ASSEMBLY - N.O.S. ....	1
10	018441	CARRIER ASSEMBLY - N.O.S. (9840 B) .....	1
11	016437	CARRIER ASSEMBLY - O.S. ....	1
11	018440	CARRIER ASSEMBLY - O.S. (9840 B) .....	1
12	101943	NUT - Acorn, 1/4-20 .....	4
13	017542	GLIDER - Yoke .....	2
14	001845	NUT - 3/8-24 .....	2
15	016547	YOKE - C D .....	1
15	018437	YOKE - C.D. (9840 B) .....	1
16	111091	SCREW - 5/16-24 x 3/4 .....	4
17	150087	NUT - 5/16-24 .....	4
18	001060	RING - Retaining, .208 I.D. x .027 .....	6
19	196390	ROLLER - Nylon .....	4
20	111073	SCREW - 1/4-28 x 5/8 .....	2
21	016405	ROD - Carrier .....	1
21	016642	ROD - Carrier (9840 B) .....	1
22	016401	FRAME ASSEMBLY - Carrier, O.S. ....	1
22	018438	FRAME ASSEMBLY - Carrier, O.S. (9840 B) .....	1
23	016402	FRAME ASSEMBLY - Carrier, N.O.S. ....	1
23	018439	FRAME ASSEMBLY - Carrier, N.O.S. (9840 B) .....	1

# Parts Catalog

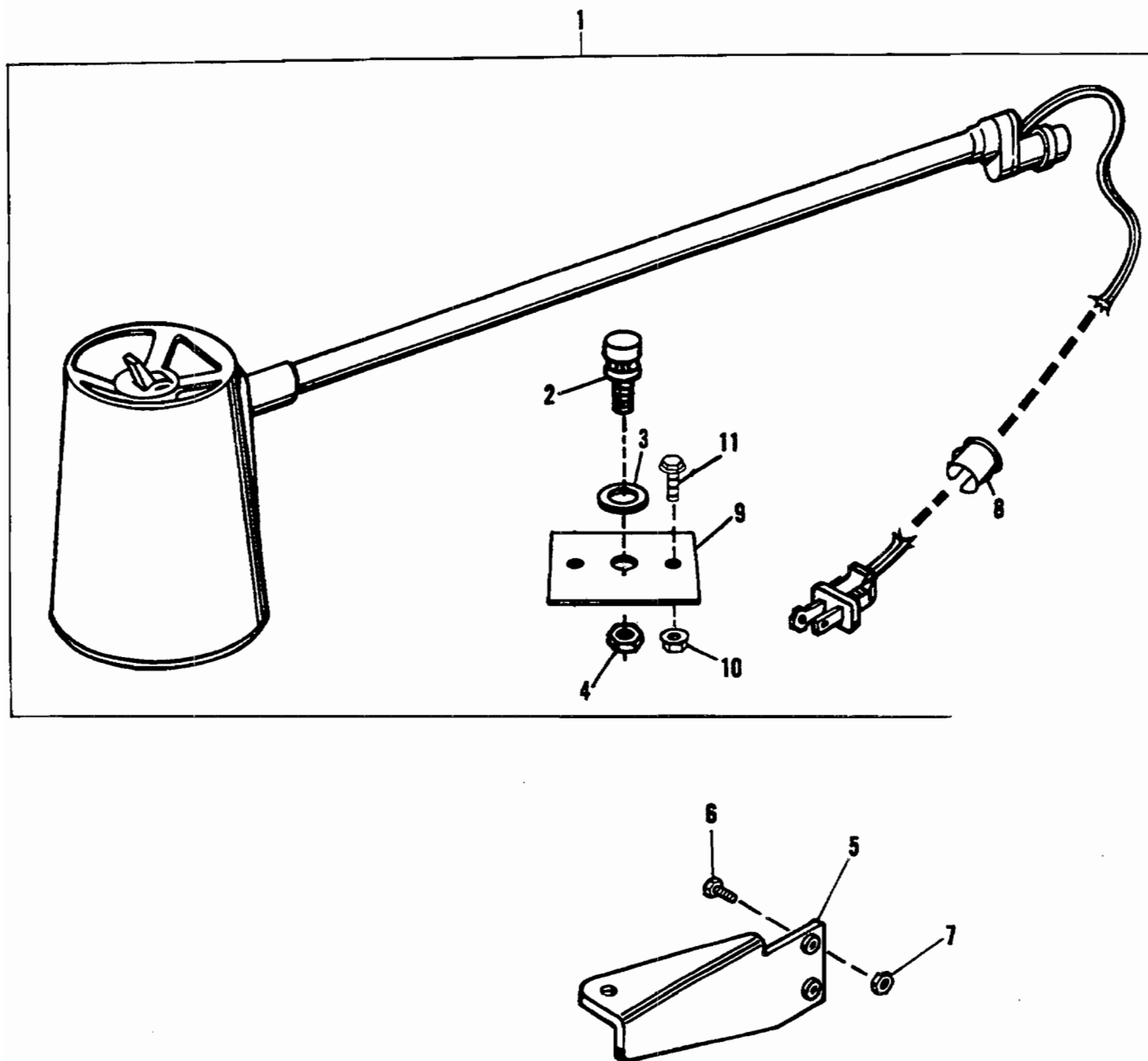


FIGURE 78  
MODEL 9815/9850 Worklight Assembly

# Parts Catalog

Index No.	Part No.	MODEL 9805/9850 Figure 78 Description	Units Per Assy.
1	***	WORKLIGHT ASSEMBLY - Flexible, 115 V. ....	1
2	101921	POST - 3/8 - 16 .....	1
3	190699	WASHER - .390 I.D. x 1.250 O.D. x .097 .....	1
4	101922	NUT - 3/8-16 .....	1
5	>017818	BRACKET - Lamp, CD, QPC & PRO .....	1
5	017137	BRACKET - Lamp, TD & QP .....	1
6	111071	SCREW - 1/4-28 x 1/2, CD, QPC & PRO .....	2
6	195296	SCREW - 1/4-28 x 3/4, TD & QP .....	2
7	150085	NUT - 1/4-28 .....	2
8	251520	BUSHING - Plastic, 1/2 O.D. ....	1
9	016568	PLATE - Reinforcement .....	1
10	014808	NUT - 10-32 .....	2
11	001220	SCREW - 10-32 x 3/8 .....	2
***Order as Product Number 1-3582 .....			1
>For Chain Delivery With Aluminum Frames			

# Parts Catalog

---

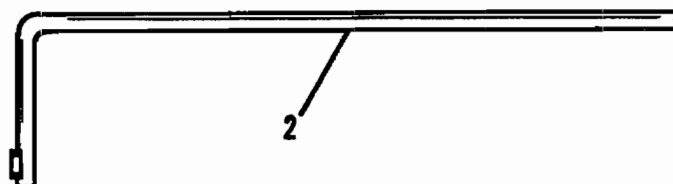
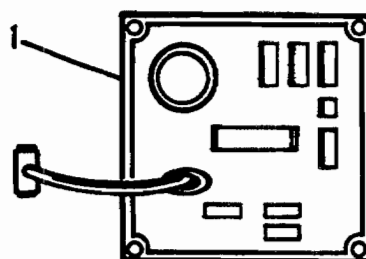
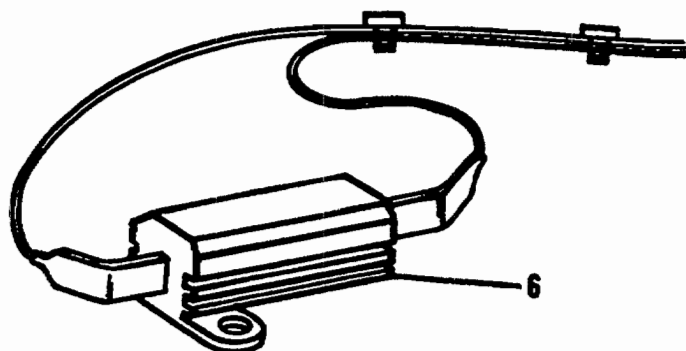


FIGURE 79  
MODEL 9815/9850 Control Box - Part V

# Parts Catalog

---

Index No.	Part No.	MODEL 9805/9850 Figure 79		Units Per Assy.
		Description		
1	017160	P.C. BOARD ASSEMBLY - jam Detector .....		1
2	017145	ROD - Control Box .....		1
3	017171	RESISTOR ASSEMBLY .....		1

# Parts Catalog

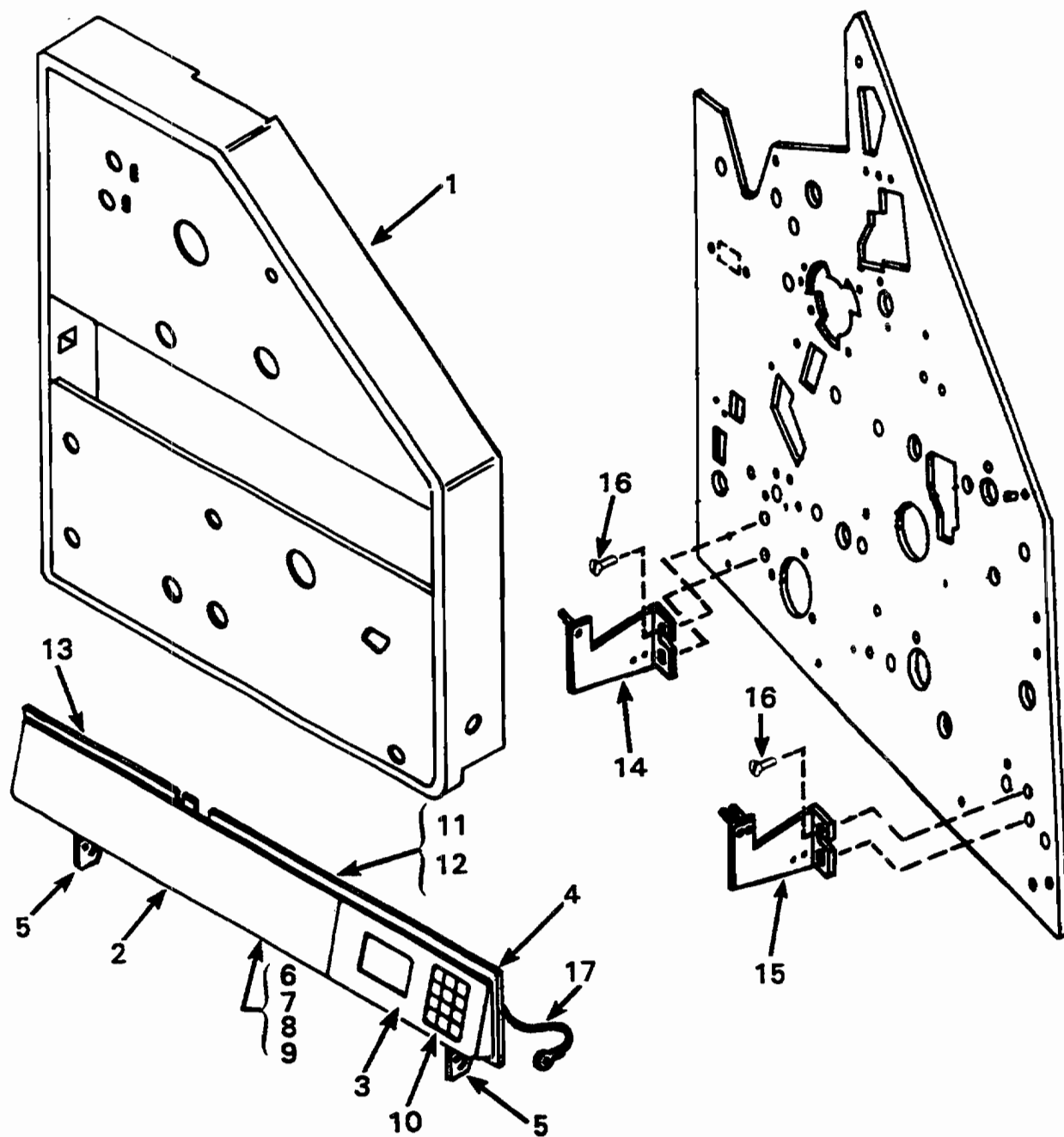


FIGURE 80  
MODEL 9805/9810 New Style Control Box and Cover Assemblies

# Parts Catalog

Index No.	Part No.	MODEL 9805/9810 Figure 80 Description	Units Per Assy.
1	401926	TOP COVER, OPERATOR SIDE 9805 .....	1 EA
1	401927	TOP COVER, OPERATOR SIDE 9810 .....	1 EA
2	*401973	CONTROL PANEL ASSEMBLY 9805 .....	1 EA
2	*401952	CONTROL PANEL ASSEMBLY 9810 .....	1 EA
3	401920	COVER, CONTROL PANEL 9805, BEZEL .....	1 EA
3	401919	COVER, CONTROL PANEL 9810, BEZEL .....	1 EA
4	401950	CONTROL PANEL .....	1 EA
5	017799	BRACKETS .....	2 EA
6	110114	SCREW (FOR BEZEL) NOT ILLUSTRATED .....	2 EA
7	001279	SCREW (FOR BRACKETS) NOT ILLUSTRATED .....	4 EA
8	401922	COUNTER BRACKET 9810 .....	1 EA
9	253557	SPACER FOR LED DISPLAY 9810 (NOT ILLUS) .....	2 EA
10	401951	KEY-PAD 9810 .....	1 EA
11	001279	SCREW (FOR COUNTER BOARD 9810) NOT ILLUS .....	10 EA
12	100228	KEPS NUT (LED DISPLAY, 9810 NOT ILLUS) .....	10 EA
13	401971	P.C. BOARD COVER 9810 .....	1 EA
14	017797	BRACKET .....	1 EA
15	017163	BRACKET .....	1 EA
16	001220	SCREW .....	3 EA
17	401970	GROUND WIRE (CONTROL PANEL TO GROUND) .....	1 EA

\* Not Procurable Separately

# Parts Catalog

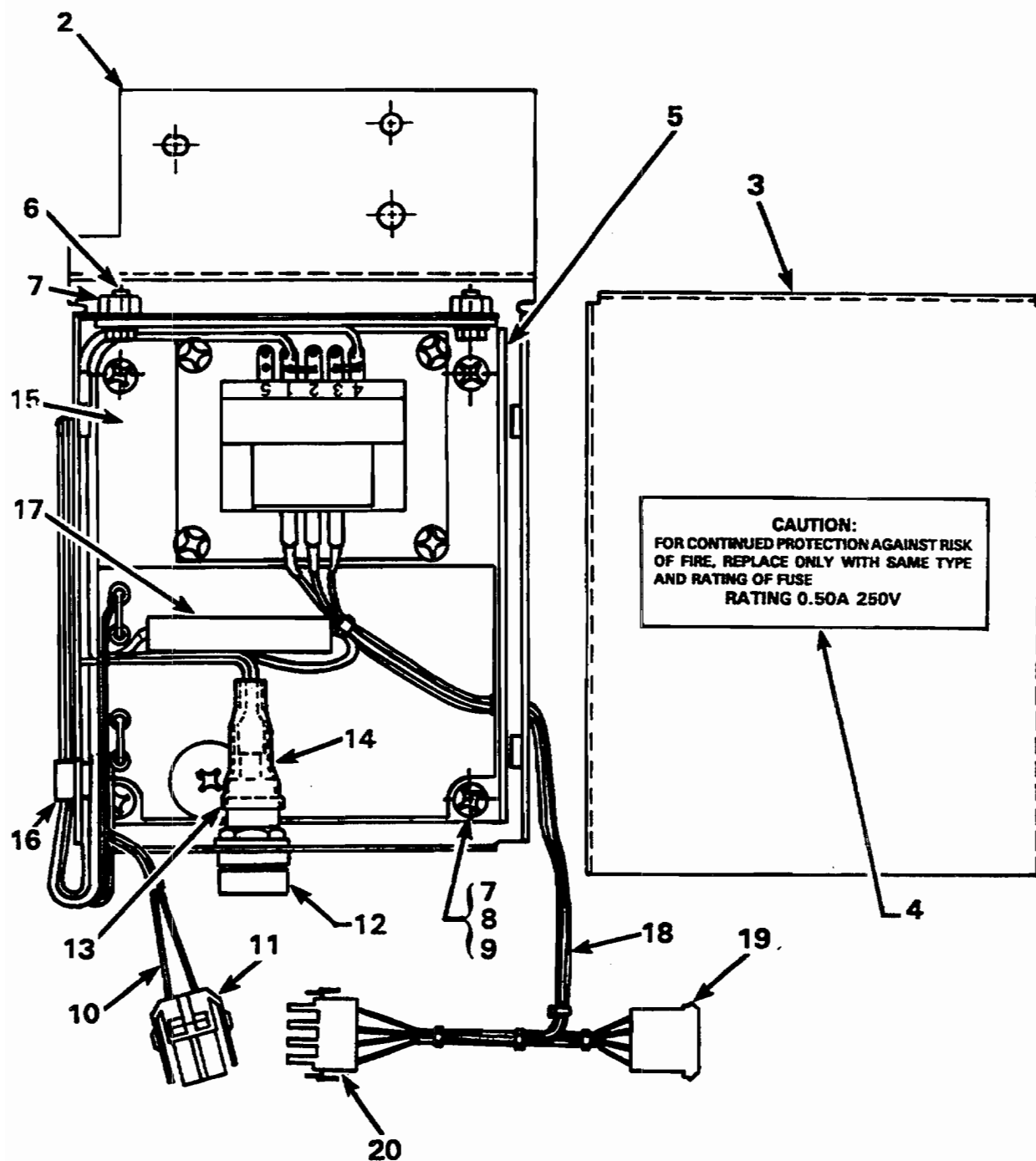


FIGURE 81  
MODEL 9805/9810 New Style Power Supply



# Parts Catalog

Index No.	Part No.	MODEL 9805/9810 Figure 81 Description	Units Per Assy.
1	401960	POWER SUPPLY ASSY 115VAC .....	1 EA
1	401961	POWER SUPPLY ASSY 220VAC .....	1 EA
2	401913	POWER SUPPLY BOX .....	1 EA
3	401914	COVER, POWER SUPPLY .....	1 EA
4	401928	CAUTION DECAL .50A 250V (115V) .....	1 EA
4	401930	CAUTION DECAL .25A 250V (220V) .....	1 EA
5	*254337	POWER SUPPLY 12VDC .....	1 EA
6	111034	SCREW .....	7 EA
7	014811	NUT .....	6 EA
8	001693	SCREW .....	4 EA
9	195795	SPACER .....	4 EA
10	401972	HARNESS, DC OUTPUT .....	1 EA
11	253384	PLUG, TWO PIN .....	1 EA
12	254349	FUSE CAP CARRIER .....	1 EA
13	254348	FUSE HOLDER .....	1 EA
14	254347	FUSE .5A (115V) .....	1 EA
14	254350	FUSE .25A (220V) .....	2 EA
15	400867	SHIELD .....	1 EA
16	250205	CABLE CLAMP .....	2 EA
17	251195	RESISTOR (115V ONLY) .....	1 EA
18	401962	HARNESS, AC INPUT .....	1 EA
19	253302	CONNECTOR, 4 PIN FEMALE .....	1 EA
20	253327	CONNECTOR, 4 PIN MALE .....	1 EA

\*Not Procurable Separately

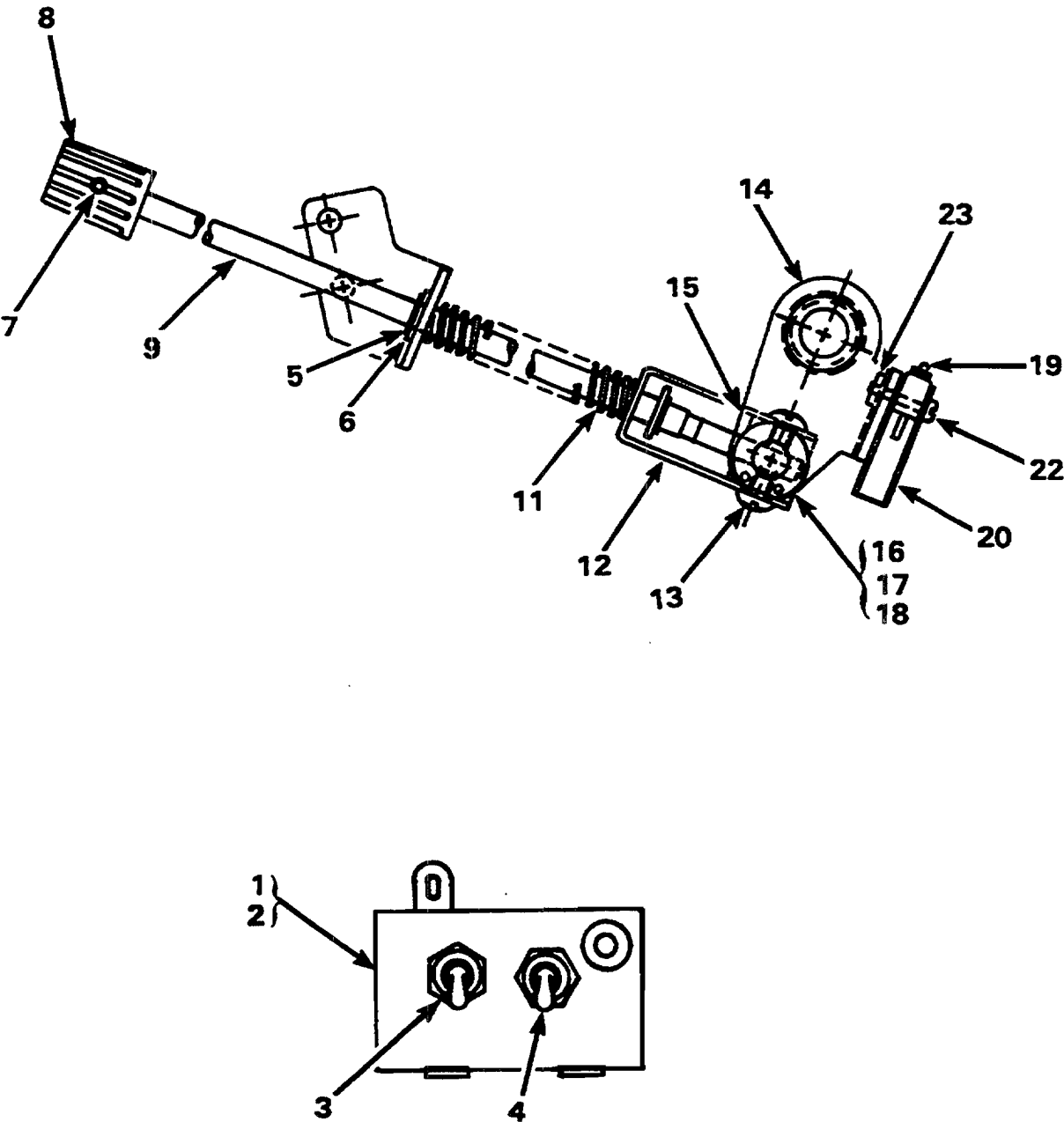


FIGURE 82  
MODEL 9810 New Style Doubles Detector and Switch Box

# Parts Catalog

Index No.	Part No.	MODEL 9810 Figure 82 Description	Units Per Assy.
1	401918	SWITCH BOX .....	1 EA
2	401916	BRACKET FOR SERVICE BYPASS (NOT ILLUS) .....	1 EA
3	250865	SWITCH, TOGGLE DRIVE .....	1 EA
4	253238	SWITCH, TOGGLE PUMP .....	1 EA
	***	DOUBLES DETECTOR SWITCH ASSEMBLY .....	1 EA
5	001049	E- RING .....	2 EA
6	005071	WASHER .....	2 EA
7	001207	SET SCREW 8-32 X 3/16" .....	1 EA
8	016916	KNOB .....	1 EA
9	016541	SHAFT .....	1 EA
10	401917	BRACKET .....	1 EA
11	196423	SPRING .....	1 EA
12	016741	BRACKET .....	1 EA
13	001588	SCREW .....	2 EA
14	016739	SWITCH BRACKET .....	1 EA
15	011948	BLOCK .....	1 EA
16	001772	WASHER .....	1 EA
17	014727	SPRING WASHER .....	1 EA
18	100740	CLIP .....	1 EA
19	253025	SWITCH .....	1 EA
20	192855	SWITCH COVER .....	1 EA
21	017159	SPACER .....	1 EA
22	100490	SCREW .....	2 EA
23	190483	NUT PLATE .....	1 EA

\*\*\*Not Procurable Separately

# Parts Catalog

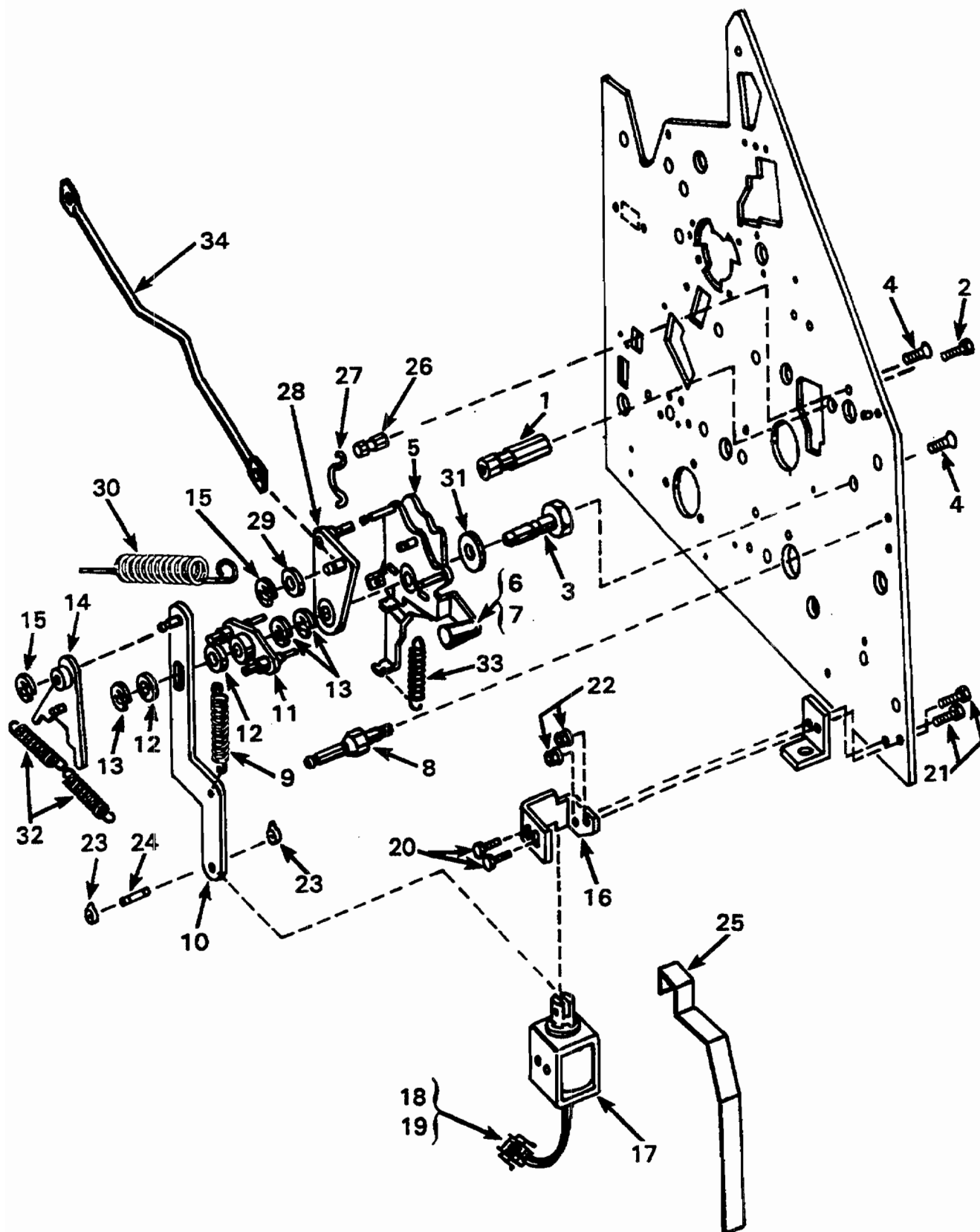


FIGURE 83  
MODEL 9810 New Style Feed Lever and Feed On/Off Solenoid

# Parts Catalog

Index No.	Part No.	MODEL 9810 Figure 83 Description	Units Per Assy.
1	401933	STAND-OFF HEX .....	1 EA
2	111054	SCREW .....	1 EA
3	197383	STUD, FEED LEVER PIVOT .....	2 EA
4	10161 2	SCREW .....	1 EA
5	401902	FEED LEVER ASSEMBLY .....	1 EA
6	072052	SPRING CLIP, KNOB .....	1 EA
7	011371	KNOB .....	1 EA
8	197382	SPRING ANCHOR .....	1 EA
9	078975	SPRING .....	1 EA
10	401905	LINK, ASSEMBLY FEED ON/OFF SOLENOID .....	1 EA
11	401925	LEVER ASSEMBLY, TRANSFER .....	1 EA
12	001755	WASHER .....	2 EA
13	001080	E - RING .....	3 EA
14	401907	LEVER ASSEMBLY, ACTUATING .....	1 EA
15	001060	E - RING .....	2 EA
16	401909	BRACKET, SOLENOID .....	1 EA
17	401969	SOLENOID ASSEMBLY .....	1 EA
18	253383	PLUG, 2 PIN .....	1 EA
19	253524	PIN MALE .....	2 EA
20	111033	SCREW .....	2 EA
21	195296	SCREW .....	2 EA
22	150085	NUT .....	2 EA
23	014515	C - RING .....	2 EA
24	191463	PIN .....	1 EA
25	401932	CABLE GUIDE .....	1 EA
26	076711	STUD .....	1 EA
27	190395	SPRING .....	1 EA
28	076709	BRACKET .....	1 EA
29	021203	WASHER .....	1 EA
30	072531	SPRING .....	1 EA
31	001771	WASHER .....	1 EA
32	064590	SPRING .....	2 EA
33	041774	SPRING .....	1 EA
34	076704	LEVER .....	1 EA

# Parts Catalog

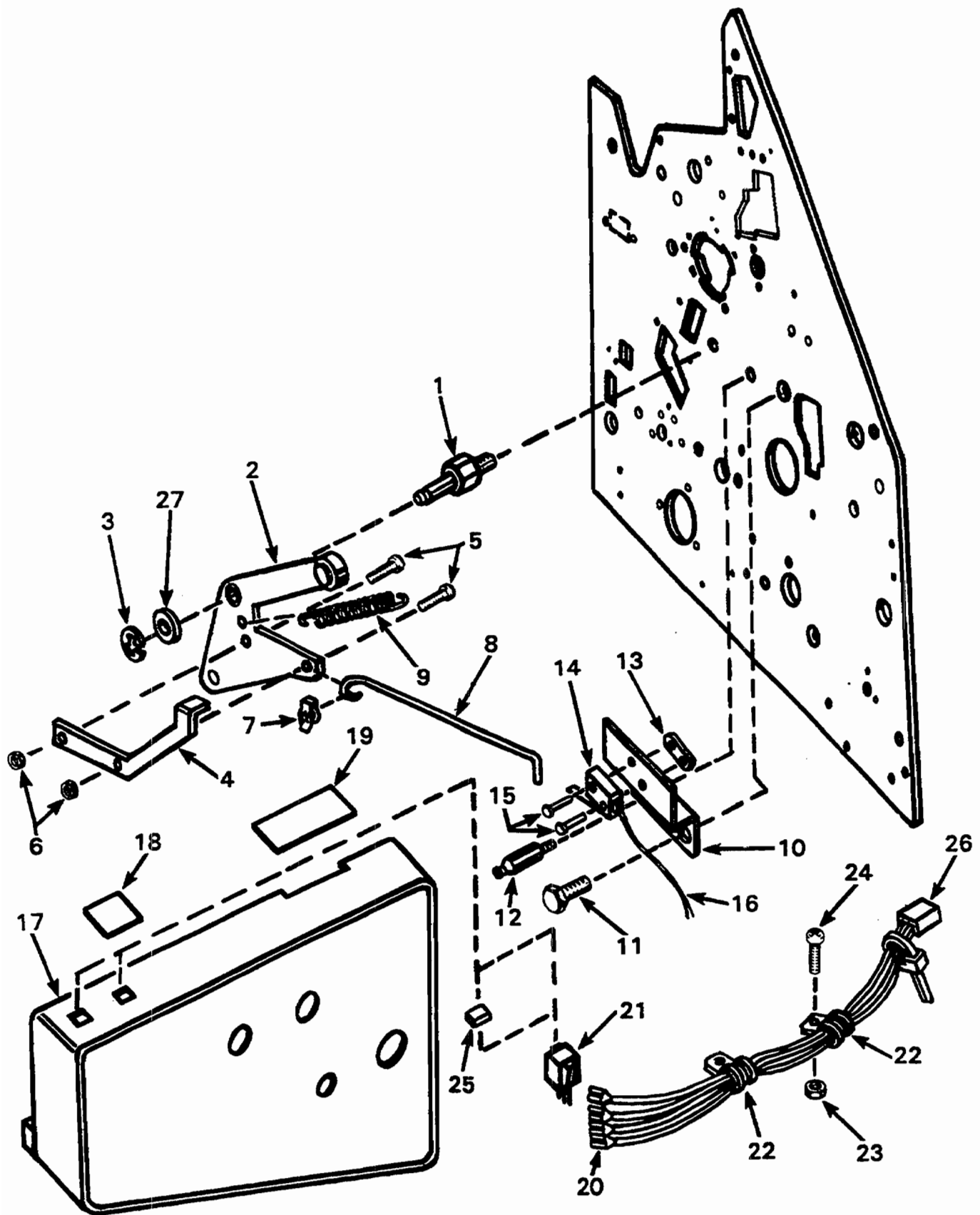


FIGURE 84  
MODEL 9805/9810 New Style Counter Lever

# Parts Catalog

Index No.	Part No.	MODEL 9805/9810 Figure 83 Description	Units Per Assy.
1	072440	STUD .....	1 EA
2	010163	LEVER, COUNTER .....	1 EA
3	001095	E - RING .....	1 EA
4	401929	LEVER, SWITCH ACTUATOR (9810 ONLY) .....	1 EA
5	110113	SCREW (9810 ONLY) .....	2 EA
6	100228	NUT (9810 ONLY) .....	2 EA
7	196471	CLIP (9805 ONLY) .....	1 EA
8	401984	LEVER, COUNTER ACTUATOR (9805 ONLY) .....	1 EA
9	196430	SPRING .....	1 EA
10	401921	BRACKET, SWITCH MOUNTING (9810 ONLY) .....	1 EA
11	072154	SCREW, SHOULDER .....	1 EA
12	196461	STUD, SPRING .....	1 EA
13	190555	NUT PLATE .....	1 EA
14	253218	SWITCH .....	1 EA
15	100678	SCREW .....	2 EA
16	401967	CABLE, COUNT INPUT .....	1 EA
17	087705	COVER, O.S. (9810 ONLY) .....	1 EA
18	017018	DECAL, FEED ON/OFF .....	1 EA
19	016546	DECAL, TABLE RAISE .....	1 EA
20	250093	TERMINAL .....	2 EA
21	253002	SWITCH, LOW PROFILE .....	1 EA
22	250205	CLAMP, CABLE .....	2 EA
23	150081	NUT, 8-32 .....	2 EA
24	111035	SCREW, 8-32 X 7/16" .....	2 EA
25	253031	LENS CAP .....	1 EA
26	025658	CABLE ASSEMBLY .....	1 EA
27	001766	WASHER .....	1 EA

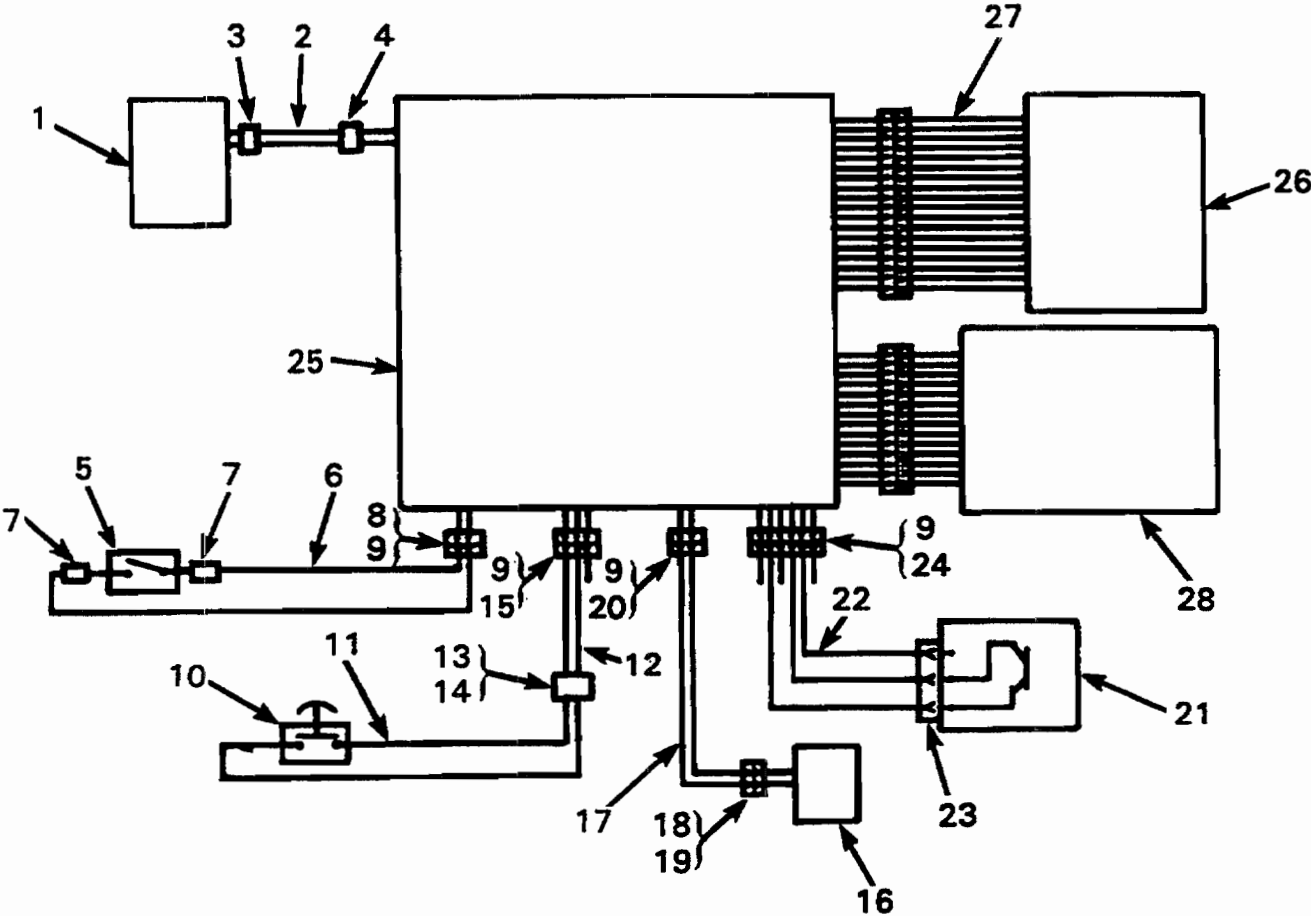


FIGURE 85  
MODEL 9810 New Style Added Electrical Parts for Double Counter



# Parts Catalog

Index No.	Part No.	MODEL 9810 Figure 85 Description	Units Per Assy.
1	401960	12VDC POWER SUPPLY (115VAC) .....	1 EA
1	401961	12VDC POWER SUPPLY (220VAC) .....	1 EA
2	401963	HARNESS, P.S. DC TO COUNTER BOARD .....	1 EA
3	253383	CONNECTOR, 2 PIN .....	1 EA
4	254352	CONNECTOR, 2 PIN .....	1 EA
5	253025	SWITCH .....	1 EA
6	401964	CABLE, DOUBLES DETECTOR .....	1 EA
7	250061	PIN, FEMALE .....	2 EA
8	254352	CONNECTOR .....	1 EA
9	254355	PIN, MALE .....	2 EA
10	253002	SWITCH .....	1 EA
11	025658	CABLE ASSEMBLY C.D. ....	1 EA
12	401965	CABLE, REMOTE FEED .....	1 EA
13	253388	CONNECTOR .....	1 EA
14	253526	PIN, FEMALE .....	2 EA
15	254352	CONNECTOR .....	1 EA
16	401969	FEED SOLENOID .....	1 EA
17	401966	CABLE, FEED SOLENOID .....	1 EA
18	253384	CONNECTOR .....	1 EA
19	253525	PIN, FEMALE .....	2 EA
20	254357	CONNECTOR .....	1 EA
21	253218	SWITCH, COUNT (HALL EFFECT) .....	1 EA
22	401967	CABLE, COUNT INPUT .....	1 EA
23	253219	PLUG, HALL EFFECT SWITCH .....	1 EA
24	254353	CONNECTOR .....	1 EA
25	401955	COUNTER BOARD ASSEMBLY .....	1 EA
26	401957	CABLE, COUNTER BOARD TO KEYBOARD .....	1 EA
27	401953	LCD DISPLAY ASSEMBLY .....	1 EA

## Index

Part No.	Page No.	Part No.	Page No.	Part No.	Page No.
000006	27	001220	9, 17, 33, 217, 221	001588	63, 93, 225
000009	53, 187	001233	205	001589	93
000011	55, 57	001259	169	001611	143
000012	127	001260	57	001631	5
000014	37, 117, 195	001267	33, 131	001649	87
000020	113, 115	001279	7, 9, 221	001650	115, 171, 177, 185
000022	127	001292	9	001683	33
000023	127, 185, 191	001299	17, 35	001685	185
000024	127, 159, 169	001401	131, 191	001687	113, 115
000666	71, 73	001404	109, 127, 131	001688	115
000895	141, 187	001409	133	001690	83, 159
001044	59, 131	001412	91, 109, 119	001691	103, 213
001046	59, 97, 99, 103, 113, 115, 125, 169, 177, 179	001413	57, 131	001693	137, 153, 223
001047	11, 45, 103, 109, 111, 119, 121, 123, 125, 131, 169, 197, 199	001416	23, 127	001702	39, 69, 83, 89, 137
001048	47, 71, 73, 105, 131, 159	001420	127, 183	001706	213
001049	11, 45, 93, 105, 125, 179, 191, 193, 197, 199, 225	001422	97	001710	39
001054	195	001427	37, 47, 53	001711	129
001060	13, 15, 17, 19, 29, 41, 61, 63, 71, 73, 77, 91, 95, 133, 143, 175, 179, 185, 191, 201, 203, 207, 213, 215, 227	001428	55, 59	001714	213
001062	77, 103	001432	47, 197, 199	001715	209
001065	79	001434	55, 59	001721	47, 189, 191
001066	79, 85	001445	189	001722	103
001067	111	001446	77, 99	001725	63
001073	29, 169, 207	001452	191	001731	175, 177
001074	111	001456	127	001740	77, 99
001075	85, 91, 103, 109	001462	115	001742	27
001076	59, 183, 193	001469	105	001747	11
001080	21, 25, 27, 61, 77, 95, 99, 105, 111, 113, 115, 171, 189, 191, 203, 209, 227	001470	105	001750	25, 125
001087	31	001472	105, 193	001755	125, 197, 199, 227
001093	175	001473	83	001763	173, 175
001094	27, 35, 37, 45, 59, 67, 105, 123, 183, 203, 205	001493	103	001766	95, 109, 173, 229
001095	41, 43, 63, 71, 73, 83, 85, 95, 105, 109, 129, 159, 173, 191, 193, 197, 199, 203, 229	001497	35, 37, 43, 47, 55, 57	001771	197, 203, 227
001097	59, 83	001498	103	001772	25, 91, 93, 225
001098	45, 61	001523	35, 165, 167	001776	187
001099	25	001526	171	001778	39
001106	17, 63, 113, 115, 153, 155	001540	9	001781	83
001185	107	001541	5, 73, 127, 187	001782	61
001202	213	001542	113, 115, 121, 187	001784	169, 171, 181, 183
001207	35, 39, 63, 91, 93, 225	001543	135	001785	59, 105
		001548	137, 151	001787	169, 171
		001552	143, 199	001797	47, 121
		001555	33, 83, 147, 161, 205	001804	37
		001567	127	001805	137
		001573	127, 169	001812	11, 29, 39, 57, 71, 73, 97, 143, 209
		001574	17	001817	33, 35
		001575	13, 17, 21, 135	001818	27, 77, 99
		001577	49, 51	001821	67, 77, 87
		001580	135	001824	101
		001586	13, 91		

# Parts Catalog

---

Part No.	Page No.	Part No.	Page No.	Part No.	Page No.
001832	27	007567	49	007716	205
001834	39, 67	007569	37	007720	181
001840	87, 181, 183	007570	37	007721	181
001845	87, 157, 197, 213, 215	007575	43, 75, 101	007722	175
001853	5, 17	007577	37, 43	007727	179
001884	35, 211	007580	35, 37, 43	007729	87
001920	161, 197, 199	007581	37	007731	85
001936	161	007582	75	007733	205
001956	45, 117, 123, 193	007585	45	007737	17
001974	207	007591	45	007738	17
001976	185	007594	55	007743	103
001978	23, 31, 35, 49, 51, 53, 131, 197, 199	007595	55	007744	13
001980	31, 49, 51, 69, 89, 115, 123, 159, 171, 189	007596	55	007745	75
001981	67, 83, 87, 197, 199	007599	49, 51	007750	101
001983	169, 195	007601	117	007751	131
001984	29, 113, 115	007602	117	007762	85
001986	83	007603	83	007763	85
001987	37, 81, 117, 119	007609	87	007764	85
001990	35, 103, 163	007613	85	007766	79
001992	69, 89, 127	007614	85	007767	79
003042	59, 105, 195	007623	83	007809	3
003560	171	007628	67	007815	147
003578	25	007633	79	007816	13
003586	33, 81, 171	007641	111	007851	149
003850	125	007643	115	007852	37
004074	25, 191	007645	115	007856	25
005034	119	007646	115	007859	23
005071	91, 93, 103, 225	007647	111	007862	3
005620	127, 175, 177	007648	111	007930	205
006675	11, 143	007650	113, 115	007932	145, 211
006774	67	007651	111	007937	121
006776	27	007652	111	007941	205
006801	141	007653	23	007942	205
006825	169, 171	007656	23	007952	17
006917	145, 207	007657	25	007954	17
006987	31, 105	007661	3	007957	145
007076	177	007662	27	007958	23
007236	133	007663	27	007964	25
007533	159	007664	85	007966	25
007534	159	007668	23	007980	13, 15
007547	39	007672	163	007981	17
007549	45	007684	23	007982	179
007554	53	007689	3	007984	85
007557	47	007694	11	007986	85
007558	47	007696	131	007988	13, 15, 29
007559	47	007697	131	007989	147
007563	117	007699	131	008024	75
007564	117	007703	185	008026	37
007565	51	007709	185	008029	165
		007710	185	008038	3
		007715	185	008066	55

# Parts Catalog

---

Part No.	Page No.	Part No.	Page No.	Part No.	Page No.
008109	159	009788	63	011371	23, 27, 41, 59, 95, 119, 171, 227
008110	169	009791	65	011405	119
008111	169	009794	65	011431	159
008112	169	009796	63	011432	159
008114	213	010070	5	011506	141, 187
008289	133	010072	5	011507	141, 187
008290	133	010076	171	011517	141
00884	5	010079	171	011518	141
009527	109	010081	159, 171	011943	91
009530	109	010082	171	011945	91
009531	109	010083	171	011946	91
009532	113	010085	171	011948	91, 93, 225
009535	113	010092	171	012022	123
009536	113	010094	171	012141	23, 33
009537	113, 115	010096	171	012142	11
009538	113	010142	105	012379	33
009548	81	010160	95	012422	25
009550	79	010163	95, 229	012544	169
009551	81	010165	95	012705	79
009553	81	010166	95	012913	133
009554	81	010187	5, 7	013007	163
009558	81	010342	19, 29, 31, 207	013010	163
009559	81	010364	11	013043	169
009570	213	010372	67	013065	169
009571	213	010378	19	013287	133
009650	85	010388	19	013434	163
009651	85	010390	15	013827	121
009652	85	010399	21	013913	133
009662	99	010402	21	013947	159
009664	99	010405	19	014108	31, 35, 49, 51, 127
009665	99	010411	19	014110	133
009667	79	010412	19	014111	65
009670	85	010413	15	014121	67, 87, 165
009671	85	010414	15	014133	59
009751	63, 65	010415	21	014136	17
009754	61	010419	21	014149	103
009756	61	010420	21	014151	59, 79
009757	63	010421	67	014157	47, 81, 85
009766	61	010423	19	014158	105, 113, 115
009767	61	010425	15	014164	179
009772	61	010428	15, 29	014165	85
009773	61	010431	15	014169	11
009774	63	010433	147	014170	11
009777	63	010434	145	014172	67, 87
009778	61	011051	159	014173	87
009780	63	011052	159	014174	97, 99
009781	61	011055	101	014175	31
009782	61	011056	101	014180	33, 35, 45
009783	61	011076	159	014182	33
009785	61	011077	159	014183	165
009786	61	011229	101		

# Parts Catalog

---

Part No.	Page No.	Part No.	Page No.	Part No.	Page No.
014187	33, 157, 205	014520	71	014835	109
014192	79	014523	35, 37, 43	014844	103
014203	75, 147	014529	103	014902	45, 59, 103, 123, 127
014205	85	014562	115	014905	37
014206	65, 67, 85	014570	81	014906	175
014207	47	014576	179	014910	47
014212	127	014579	37	014912	49, 51
014215	59, 63, 181	014605	27	014921	55, 59, 81
014219	103, 175	014606	75	014966	105
014222	55	014608	177, 181	014972	83
014225	3	014636	185	015213	59, 83
014229	177	014638	189	015260	101
014230	3	014639	197, 199	015490	7, 17, 21
014233	141	014640	201	016060	159
014234	41	014641	175	016158	87
014247	183	014646	57, 189	016169	29
014248	13, 17, 21, 27, 47, 83, 99, 133, 199	014647	189	016170	7
014249	129	014648	189	016171	7
014250	63	014688	59	016188	137
014281	201	014703	11, 109	016191	29
014291	19	014709	71	016197	29
014304	27	014712	131, 203	016198	31
014311	5, 31, 35, 211	014718	123	016199	31
014313	79	014721	79	016204	101
014322	181	014727	77, 91, 93, 99, 111, 131, 171, 225	016205	101
014327	177, 179	014740	123	016206	73
014337	211	014741	45, 175	016207	75
014342	127	014745	41	016208	189
014350	41, 71, 73, 75, 107	014748	79	016209	189
014366	185	014750	47	016261	17
014369	113, 125, 205, 211	014753	175	016271	27
014372	23, 25, 35, 41, 53, 73, 113, 115, 117, 181	014761	95, 177, 181, 183	016275	27
014390	25, 35, 37, 43, 67, 205	014774	17	016298	187
014461	199	014784	165, 177	016309	151
014463	13, 15, 29	014793	27	016315	5
014464	95, 191	014799	83, 171	016318	21
014472	173	014805	27	016320	7, 9
014473	171	014807	75, 107, 129, 131, 133, 137, 149, 213	016322	7
014504	27, 61, 63, 85, 107, 179, 195, 205, 207	014808	17, 21, 35, 41, 43, 55, 57, 71, 73, 85, 89, 97, 99, 103, 107, 125, 129, 131, 137, 147, 157, 187, 205, 217	016325	113, 115
014507	11, 23, 53	014810	121	016327	159
014510	95, 127, 185, 193	014811	113, 125, 141, 143, 145, 147, 151, 153, 157, 205, 213, 223	016363	183
014511	91, 93	014812	31, 135, 137, 147, 149, 153, 157, 205	016365	209
014513	35, 177	014819	49, 51	016367	177
014514	205, 209			016368	177
014515	99, 109, 227			016374	177
014516	65, 85			016376	177, 193
014517	67, 87			016378	131
014518	23			016380	127
				016381	179
				016384	177
				016385	177

# Parts Catalog

---

Part No.	Page No.	Part No.	Page No.	Part No.	Page No.
016387	177	016526	207	016766	7, 9
016389	215	016527	207	016771	31
016390	215	016528	209	016773	33
016391	183	016533	209	016774	33
016393	183	016534	207	016788	35
016396	183	016535	207	016791	35
016397	183	016536	207	016795	35
016398	183	016541	93, 225	016806	29
016399	195	016542	177	016808	29
016401	215	016543	209	016810	35
016402	215	016546	211, 229	016812	35
016405	215	016547	215	016813	33
016406	189	016550	171	016816	35
016407	189	016553	171	016818	35
016409	195	016568	217	016819	35
016412	195	016569	165, 167	016822	35
016416	199	016572	25, 111, 209	016823	35
016418	199	016574	77, 103, 191, 193	016824	31
016421	187	016584	209	01685	5
016424	187	016585	211	016851	33
016429	177	016586	211	016858	29
016430	187	016587	211	016859	29
016431	187	016588	211	016862	171
016437	215	016590	211	016864	37
016438	215	016591	211	016868	29
016441	193	016642	215	016882	165
016445	211	016677	31	016889	9
016446	211	016680	31	016894	9
016450	203, 209	016682	31	016895	9
016452	203	016683	31	016896	9
016458	203	016687	31	016897	163
016459	187	016690	179	016898	163
016461	203	016691	179	016903	141
016462	203	016695	211	016906	141
016466	203, 209	016696	211	016907	83
016469	209	016697	33	016909	211
016470	203	016698	29	016916	91, 93, 225
016471	203	016699	211	016918	143
016472	193	016716	29	016919	143
016477	199	016718	29	016920	91
016478	209	016720	29	016921	199
016481	199	016722	29	016922	83
016486	193	016723	29	016924	83
016489	193	016739	93, 225	016931	155
016494	193	016740	93	016933	191, 193
016501	179	016741	93, 225	016937	45
016502	183	016746	211	016941	73
016504	183	016747	211	016942	73
016507	183	016749	207	016945	9
016521	199	016756	155	016946	9
016525	207	016762	155	016947	9

# Parts Catalog

---

Part No.	Page No.	Part No.	Page No.	Part No.	Page No.
016948	9	017489	147	017622	59
016949	9	017490	127, 145	017623	59
017015	91	017514	101	017624	155
017016	211	017517	73	017626	51
017017	211	017520	5	017627	77
017018	5, 211, 229	017521	5	017630	59
017019	151	017527	5	017633	45
017021	75	017528	5	017636	59
017029	211	017537	5	017637	59
017032	151	017539	5	017639	45
017052	197	017541	5	017640	45
017060	17	017542	157, 213, 215	017641	41
017075	17	017545	157	017643	105
017076	9	017548	27	017644	105
017077	67	017558	211	017645	105
017090	5	017564	213	017647	105
017092	5	017565	213	017650	73
017093	5	017570	205	017654	73
017094	5	017572	205	017655	149
017108	149	017573	205	017657	149
017109	149	017575	205	017659	149
017110	149	017576	205	017660	155
017111	149	017577	205	017661	155
017112	149	017578	77	017667	155
017113	149	017580	211	017670	153
017125	105	017582	191, 193	017671	143, 155
017128	105	017587	191	017672	153
017129	169	017588	191	017674	23
017130	151	017589	9	017675	155
017131	143	017592	189	017676	11
017133	113, 115	017593	23, 27, 41, 119, 123, 211	017677	11
017134	113, 115	017594	171	017680	185
017137	217	017595	123, 171	017682	159
017140	5	017597	197	017683	205
017144	137, 149	017598	197	017684	205
017145	219	017599	195	017686	201
017146	149	017600	195	017688	201
017147	157	017603	5, 7	017689	213
017150	161	017604	5, 7	017692	17
017151	105, 161	017605	5, 7	017693	59
017159	91, 93, 225	017606	5, 7	017694	213
017160	219	017607	5, 7	017695	55
017163	9, 221	017608	5, 7	017697	55
017167	159	017610	155	017700	145, 147, 155
017171	219	017611	59	017702	59
017477	73	017613	59	017704	41
017478	127	017615	59	017707	23
017480	127	017616	59	017708	23
017481	73	017618	59	017711	17
017485	127	017619	53	017714	195
017487	127	017620	53	017715	105, 195

# Parts Catalog

---

Part No.	Page No.	Part No.	Page No.	Part No.	Page No.
017716	9	017823	165	018213	107
017717	17	017838	147	018214	107
017720	17	017839	145	018229	137
017722	157	017840	79	018242	7
017729	129	017842	155	018243	7
017730	129	017843	155	018244	7
017731	129	017844	149	018249	137, 139
017732	155	017845	149	018310	15
017733	139, 155	017847	149	018312	15
017734	73	017849	149	018314	19
017735	31, 49, 51, 69, 163	017850	149	018315	19
017736	139, 155	017858	169, 171	018316	7
017738	103	017859	165	018318	137, 139
017739	59, 81	017864	147	018319	135, 137
017742	127	017865	211	018320	135, 137
017744	71, 73	017866	151	018321	137, 139
017747	23	017867	151	018322	135, 137
017750	103	017868	151	018325	207
017753	9	017869	151	018328	207
017756	73	017870	151	018329	207
017759	9	017871	151	018331	207
017760	157	017872	151	018334	207
017761	7, 9	017873	151	018340	207
017762	5	017874	5	018341	207
017768	157	017875	153	018342	189
017775	157	017876	9	018350	57
017778	129	017877	73	018353	57
017779	129	017878	169	018357	57
017780	127	017879	155	018358	57
017782	129	017880	169	018360	57
017783	105	017951	129	018362	57
017785	189	017952	129	018364	57
017786	189	017989	45	018366	57, 59
017788	59	017990	45	018368	57
017793	75	017995	205	018383	57, 59
017797	9, 221	017996	57, 75	018385	151
017799	9, 221	017997	155	018391	129, 145
017803	105	017998	165, 169, 171	018392	129
017806	103	017999	155	018393	129
017807	185	018014	117	018394	129
017808	5	018062	71, 73	018398	129
017809	17	018092	137	018401	129
017810	155	018177	7	018402	113
017811	9	018178	7	018403	129
017815	89	018179	7	018404	57
017816	89	018186	137	018405	79
017818	217	018190	7	018428	5
017819	71, 73	018192	21	018437	215
017820	23	018195	135, 137	018438	215
017821	127	018200	7	018439	215
017822	127	018209	107	018440	215



# Parts Catalog

Part No.	Page No.	Part No.	Page No.	Part No.	Page No.
018441	215	173, 227		061452	93, 133
018466	5	021268	75	063087	41
018469	81	021369	197, 199	063206	41
018490	151	021563	107	064086	11
018491	151	021861	41, 75	064112	131
018506	19	021911	75, 163	064189	25
018507	211	022343	71, 73	064234	71, 73, 131
018508	211	022621	11	064587	191
018510	213	022843	93	064589	71, 73
018511	213	024248	161	064590	105, 227
018513	205	024642	185	064673	99, 143
018514	205	025431	165	065402	29, 31, 71, 73
018515	213	025658	229, 231	065833	35
018516	205	025659	211	066238	11
018517	205	025667	19	066763	189
018520	5	025683	9	070125	27
018521	5	027071	129	070226	85
018523	149	027123	55	071181	55
018526	5	027291	13, 15, 29	071398	83
018527	5	027594	123	071504	115
018529	159	037060	107	071505	115
018532	149	039642	31, 49, 51, 59, 69, 81, 103, 123, 163, 171, 211	071556	111
018533	149	040782	27	071561	99
018534	23	040868	23	071566	27
018538	149	041291	55, 121	071567	27
018542	41	041695	83	071570	125
018543	27	041750	179	071576	159, 161, 195
018544	23	041774	95, 99, 227	071594	53
018545	149	041776	111, 175, 177	071596	71, 73
018553	119	041777	77, 105, 121	071598	71
018558	93	042135	91	071601	71
018571	165	043097	27	071603	71
018575	81	043106	191	071606	71, 73
018577	81	050435	111	071610	71, 73, 107
018580	81	050508	191	071611	71, 73
018592	27	050621	133, 187	071625	127
018593	63	052187	205	071648	53
018594	63	054147	101, 105	071649	53
018595	63	054350	191, 193	072024	159
018596	63	054388	165, 167	072029	159
018599	63	054402	157	072035	161, 195
018602	63	054403	5	072036	195
018603	63	054409	45	072037	159
018604	63	054479	165	072038	77
018620	9	055535	53	072040	77
018623	63	057507	27	072041	161
018624	63	058552	131	072044	159
020444	97	059018	205	072051	21, 127
021095	157	059717	137, 155	072052	23, 27, 41, 59, 95, 119, 123, 171, 211, 227
021150	27	060012	131	072055	101
021203	27, 45, 53, 63, 77, 95, 125,				

# Parts Catalog

---

Part No.	Page No.	Part No.	Page No.	Part No.	Page No.
072056	101	072258	15	072441	85
072063	159	072260	165	072442	77, 91, 99, 117, 125
072064	159	072261	165, 167	072471	105
072069	159	072262	165	072472	105
072070	159	072264	165	072478	119
072077	161, 195	072265	165, 167	072481	119
072090	111	072271	49, 51	072482	103, 119
072099	113, 115	072272	49, 51	072484	121
072106	113, 115	072277	51	072488	103
072110	115	072278	51	072491	103
072124	111	072292	3	072504	105
072125	111	072314	131	072511	3, 77, 119
072126	111	072325	131	072512	105
072129	77, 97	072327	131	072531	95, 227
072134	113, 115	072328	131	072534	109
072136	113, 115	072333	127, 131	072537	95
072143	113, 115	072336	127	072544	11, 105
072146	97	072337	127	072561	121
072147	97	072338	127	072568	105
072149	97	072347	133	072574	161
072151	97	072349	75	072575	161
072152	97	072354	99	072576	105
072154	111, 229	072357	77, 99	072579	105
072159	115	072358	77, 99	072580	105
072160	115	072362	99	072581	105
072161	165, 167	072366	85	072586	105
072169	89	072367	77, 85, 99	072589	105
072175	103, 109	072368	99	072599	161
072176	11, 103, 109	072369	77	072605	127
072177	109	072370	77	072610	121
072181	127	072373	77	072620	57, 105
072184	131	072375	97	072621	105
072186	103	072378	97, 99	072625	45, 173
072189	109	072379	97	072626	121
072197	3	072382	103	072628	131
072199	103	072383	103	072629	131
072201	103	072386	77	072631	105
072205	103	072388	77	072636	161, 197
072207	103	072389	75	072641	123
072210	109	072394	67	072647	123
072219	169	072411	55	072650	123
072220	111	072412	99, 125, 143	072653	169
072222	5	072413	99	072658	169
072230	109	072414	95	072661	169
072233	109	072416	67	072668	83
072239	91	072422	117	072669	83
072243	109	072424	75	072675	83
072245	117	072426	95	072680	83
072254	125	072427	103	072704	125
072256	125, 163	072429	95	072710	117
072257	163	072440	95, 229	072712	117

# Parts Catalog

---

Part No.	Page No.	Part No.	Page No.	Part No.	Page No.
072717	117	073248	27	073594	173
072720	117	073250	27	073634	169
072734	125	073252	27	073661	165
072741	163	073308	23	073679	165
072748	117	073316	49, 51	073712	113, 115
072756	11	073325	97, 107	073777	189
072757	11	073326	97	073894	47
072763	11	073327	49, 51	073939	175
072765	11	073333	103	074323	75
072767	11	073338	49	074324	73
072774	11	073339	39	074400	111
072775	11	073373	105	074507	115
072784	11	073381	105	074508	115
072790	11, 103, 109	073385	3	074638	169
072795	11	073394	3	074717	21
072796	11	073417	165, 167	074915	107
072820	165	073443	51	075537	71, 73, 107
072821	165	073444	49	075555	107
072822	165, 167	073445	51	075566	107
072826	165, 167	073446	49	075567	107
072838	165	073459	133	075643	75
072840	165	073467	3	075644	71, 73
072852	165, 167	073469	3	075833	107
072854	165	073472	3	075834	107
072855	165, 167	073473	159	075836	105, 107
072919	165	073478	117	075839	107
072920	165, 167	073482	47	075883	3
072953	27	073486	117	075884	3
073004	39	073488	83	075885	3
073011	37	073493	125	075887	3
073012	37	073494	125	075888	3
073014	37	073496	125	075890	3
073029	53	073497	125	075910	165
073043	47	073498	125	075916	169
073059	45	073506	127	075931	47
073064	179	073512	55, 57	076031	55
073078	55	073524	75	076070	43
073091	45	073540	23	076083	79
073094	45	073542	23	076100	85
073097	49, 51	073544	17, 21	076142	125, 163
073098	49, 51	073551	69, 89	076194	37
073107	45, 71, 73	073576	173	076200	185
073108	39	073577	173	076203	83
073116	39	073578	173	076206	169
073120	45	073583	173	076218	47
073123	45	073587	173	076386	53
073140	75	073588	173	076481	49, 51
073152	39	073589	173, 175	076500	185
073193	37	073590	173, 175	076512	185
073234	39	073591	173	076605	103
073246	27	073593	173	076655	185

# Parts Catalog

---

Part No.	Page No.	Part No.	Page No.	Part No.	Page No.
076684	133	078363	93, 133	078744	85, 103
076698	71	078364	133	078745	71, 73
076702	71	078367	133	078830	159
076704	95, 227	078368	133	078831	159
076709	95, 227	078417	111	078975	35, 227
076711	95, 227	078445	127	079073	169, 171
076727	45	078449	211	079074	169
076734	59	078450	127	079075	59
076735	123	078456	191	079087	135
076737	123	078460	191	079090	135
076738	123	078463	191	079093	135, 139
076739	123	078464	185	079097	135, 139
076740	123	078466	191	079099	137, 139
076742	123	078467	191	079607	169
076825	75	078479	211	079609	135
076835	17, 21, 29	078485	179	079613	135, 153
076836	17	078489	175	079615	137
076842	101	078492	131	079616	137, 153
076856	81	078497	211	079618	135
076864	145, 147, 211	078498	211	079862	75
076869	17, 21	078499	211	079863	75
076873	135	078520	79, 85	079866	83
076874	135	078524	79	079868	83
076879	205	078527	79	079871	83
076881	205	078532	79	079872	83
076887	3	078541	81	079905	47
076889	3	078542	81	079912	45
076890	3	078551	79	079913	55
076893	3	078552	81	080028	7
076894	117	078556	81	080032	119
076897	17, 19, 29	078580	83	080132	59
076898	17, 21	078584	135	080144	105
077117	133	078585	135	080153	103
077233	83	078626	41	080173	35
077234	83	078628	41	080184	121
077236	133	078632	17	080191	83
077237	83	078638	41	080192	131
077301	69, 89	078639	43, 45	080195	131
077329	83	078641	43	080199	127
077426	55, 57	078646	41	080204	105
077459	45	078660	41, 75	080238	63
077552	21	078663	169	080247	83
077836	63, 69, 89	078668	43	080263	35, 37, 43
077866	133	078669	41	080293	37
078301	111	078671	43	080295	37
078337	69	078672	43	080297	39
078338	69	078712	85	080298	39
078343	13	078714	79	080299	39
078346	67	078728	87	080300	39
078347	13	078729	85	080312	35
078348	13, 15	078737	173	080317	39

# Parts Catalog

Part No.	Page No.	Part No.	Page No.	Part No.	Page No.
080334	161	080698	35, 37, 43	081620	175
080336	161	080699	35, 37, 43	081622	181
080337	161	080715	67	081623	181, 183
080349	47	080718	79	081625	185
080376	127	080719	81	081629	201
080378	127	080814	65, 85	081630	201
080396	119	080820	65, 67	081631	201
080397	119	080910	65	081632	201
080400	119	080911	67	081637	201
080402	119	080956	67	081654	181
080404	119	080972	67	081656	181
080407	121	080979	25	081660	181
080408	121	081037	87	081663	175
080409	119	081104	85	081664	175
080411	113, 115	081106	85	081665	175
080414	127	081107	187	081677	185, 205
080420	121	081151	39	081683	185
080433	47	081152	119	081684	185
080447	67, 87	081178	43	081695	185
080448	69, 89	081337	185	081697	181
080449	69, 89	081515	213, 215	081699	177, 185
080452	69, 89	081516	213, 215	081704	191
080473	47	081526	181	081709	195
080481	163	081527	181, 183	081712	195
080486	87	081528	181, 183	081714	195
080495	87	081539	197	081720	195
080496	87	081541	189	081725	185
080498	87	081542	189	081762	179
080504	23	081543	197	081764	179
080505	23, 25, 35	081544	197	081765	179
080522	83	081547	197	081774	205
080524	25	081548	197	081776	205
080536	23	081550	197	081788	189
080537	27	081551	197	081789	171, 185, 193
080539	23	081552	197	081790	185
080541	23	081553	183, 197, 199, 203, 209	081822	211
080564	179	081561	191	081824	211
080581	23	081565	197	081833	197, 199
080591	23, 25, 35	081567	197, 199	081836	181, 183
080599	25	081569	197	081841	213
080614	37	081574	197	081848	205
080615	37	081575	197, 199	081849	205
080616	37	081579	197	081850	205
080617	37	081583	191	081851	201
080619	37	081594	191	081852	201
080621	87	081597	191, 193	081855	185
080634	59	081604	197, 199	081856	185
080688	39	081606	197	081857	175
080689	39	081607	161, 197	081885	179
080694	35, 37, 43	081609	195, 197, 199	082013	175
080695	35, 37, 43	081611	197	082034	169

# Parts Catalog

---

Part No.	Page No.	Part No.	Page No.	Part No.	Page No.
082035	169	084407	71, 73	100508	81
082050	25	084412	37	100520	135
082057	67	084413	37	100521	187
082103	79	084421	45	100523	213, 215
082128	85	084422	45	100529	9
082129	87	084468	169	100539	207
082131	85	084473	159	100554	97, 111
082135	85	087266	159	100576	47
082171	79	087340	169	100579	3
082302	135	087496	39	100582	29
082421	41	087497	39	100583	3
083313	67	087702	211	100585	107, 213
083463	35	087703	211	100586	213
083481	35	087705	211, 229	100587	213
083483	31	087755	93	100593	213
083489	35	087756	143	100646	83
083498	35	087800	5	100653	41, 65
083506	31	087802	7	100657	17, 21, 73, 137
083519	35	087804	5	100666	187
083521	35	096244	123	100678	113, 157, 229
083547	37	100107	213	100684	153, 155
083548	37	100115	17	100701	111
083549	37	100119	159	100716	147
083550	37	100130	85	100731	187
083555	31	100131	15, 67	100740	91, 93, 225
083556	31	100134	143, 145, 147	100741	51
083557	31	100137	143	100814	41
083558	33	100141	67	100815	41
083559	33	100144	31	100827	71, 73
083561	33, 35	100167	31, 65	100835	31
083562	33	100172	61	100863	59
083563	33	100177	3	100871	213, 215
083564	33	100185	83	100891	77, 99
083565	35	100201	65	100958	185
083566	31	100222	127	100960	187
083567	35	100228	9, 95, 129, 221, 229	100961	21, 29
083572	33	100296	87	100962	35
083578	33	100334	55	100966	161
083579	33	100343	175	100969	53, 187, 209
083597	35	100345	107	100976	179
083609	31	100347	157	101005	133
083610	31	100352	185	101023	203
083611	33	100366	207, 209	101033	51
083706	33	100367	205	101051	39, 69, 89
083707	35	100388	133	101063	191
083786	35	100392	81	101144	211
084071	11	100398	133	101145	211
084092	109	100450	35	101151	153
084248	117	100483	113	101162	135
084289	75	100485	5	101165	145
084291	75	100490	91, 93, 225	101170	171

# Parts Catalog

Part No.	Page No.	Part No.	Page No.	Part No.	Page No.
101216	129	111053	13, 45	150087	169, 171, 213, 215
101281	195	111054	9, 17, 21, 29, 75, 97, 99, 137, 157, 177, 187, 189, 193, 227	150088	131
101331	83	111055	3, 47, 55, 79, 81, 83, 117, 127, 131, 177, 209	150089	67, 75, 87, 103, 121, 131, 189
101332	45	111056	95, 171	154078	91, 93
101333	127	111057	29, 79	190103	27
101353	135	111058	17, 21, 199	190107	85
101366	13, 15, 17, 19, 21, 205	111059	133, 181	190110	103
101368	155	111060	17, 21, 183, 207, 209	190111	85
101369	155	111062	173	190116	101
101398	149	111068	27, 53	190118	27
101494	21	111069	165	190134	181
101517	149	111070	19, 157	190135	85
101550	5	111071	29, 101, 141, 149, 171, 185, 217	190137	63
10161	227	111073	5, 25, 33, 37, 39, 81, 95, 111, 157, 159, 163, 165, 215	190143	175
101611	117	111074	25, 37, 75, 111, 123	190148	77
101612	95	111075	3, 13, 15, 101, 123, 129	190149	61, 85, 91, 103, 109
101692	107	111076	39	190157	181, 183
101701	117	111077	39, 171	190179	83
101759	171	111079	39	190220	183
101870	25	111087	33, 171, 177	190236	79
101876	69	111089	23, 101, 159, 171	190254	47
101899	213, 215	111091	11, 213, 215	190266	107
101900	213, 215	111092	169	190300	213
101901	213, 215	111099	75	190302	169
101913	157	112515	17	190304	205
101918	179	112652	7, 9, 197	190329	63
101921	217	114281	211	190330	43
101922	217	120032	147	190382	53
101938	187, 195, 203	120033	211	190383	53
101941	211	122502	113	190387	37
101942	211	130033	127, 129	190395	95, 227
101943	215	141573	89	190398	165, 167
101944	15, 19, 29, 207, 209	149319	193	190483	91, 93, 225
101947	183	149344	111	190555	145, 157, 207, 229
101961	207	149385	161	190631	71
101976	21	150080	15, 19, 21, 183	190699	217
101979	135	150081	7, 9, 101, 141, 207, 211, 229	190713	99, 109
101983	19, 31, 207	150083	17, 21, 29, 45, 55, 75, 79, 81, 83, 95, 99, 103, 117, 119, 125, 127, 131, 141, 177, 183, 187, 193, 207, 209	190725	171
102282	167	150084	123, 189	190731	21, 29, 207
110002	143	150085	3, 13, 15, 19, 21, 25, 27, 29, 33, 37, 39, 41, 43, 45, 51, 55, 69, 75, 77, 89, 91, 95, 97, 99, 101, 103, 105, 109, 117, 119, 125, 133, 159, 165, 171, 217, 227	190768	89
110073	17, 21			191034	71, 73
110113	95, 229			191289	47
110114	221			191297	11
111006	145, 207			191308	113, 115
111033	7, 31, 99, 227			191360	85
111034	141, 143, 145, 147, 151, 153, 155, 223			191361	85
111035	109, 207, 211, 229			191367	117
111036	101			191384	27
111051	55, 57, 107			191401	85
111052	35, 185, 187, 197, 203, 209			191427	75

# Parts Catalog

---

Part No.	Page No.	Part No.	Page No.	Part No.	Page No.
191428	75	194801	83	196117	137, 139
191463	227	194804	85	196118	135, 139
191473	163	194805	121	196121	137, 139
191481	83	194807	67	196123	171
191586	23, 33	194808	67	196124	171
191782	101	194823	75	196140	17, 19, 21, 205
191826	129	194835	161, 195	196171	3
191844	125	194836	189	196219	59
191934	71, 73	194847	13, 15	196221	83
191935	71	194849	71	196222	5
191939	71, 73, 107	194868	105	196230	137, 139
191950	169	194897	3	196231	3
191978	7	195086	25	196233	91
192029	59	195087	25	196235	99
192035	91, 105	195088	83	196236	99
192073	33	195149	165	196237	99
192142	3	195177	165	196239	127, 129
192152	51, 59	195195	169	196240	127, 129
192181	109	195196	169	196244	171, 211
192202	105	195197	163	196246	31, 49, 51, 69, 163
192273	127	195236	171	196247	103
192323	77, 99	195238	171	196248	59, 81
192731	207	195296	101, 217, 227	196249	71, 73
192763	53	195322	133	196258	59
192766	39	195327	3	196262	9
192798	53	195359	3, 95	196264	75
192855	91, 93, 225	195367	3	196273	61
192895	97	195370	83	196309	31
192896	97	195385	47	196310	35
192900	39	195396	23	196327	13, 15, 29
192919	63	195401	37, 203	196330	143
192997	63	195463	185	196331	91
193007	71	195645	103, 129	196333	151
193323	69, 89	195668	169	196334	89
193354	61	195680	43	196336	9
193549	27	195681	41	196343	133
193601	41, 73, 75, 101	195683	43	196386	177
193603	67	195684	37	196387	189
193606	27	195686	41	196388	131
193658	91	195721	67	196390	215
193774	45	195795	223	196393	101
193778	101, 129, 133	195837	63	196396	195
193808	101	195913	157	196397	187, 195, 203
193810	165	195930	51	196398	199
193823	31	195932	185	196399	187
193894	125	195983	93	196402	199
193917	51	196109	171	196403	199
193982	85	196110	171	196405	193
194689	13, 15	196112	171	196410	183
194695	63	196115	139	196412	179
194800	37	196116	139	196420	93



# Parts Catalog

---

Part No.	Page No.	Part No.	Page No.	Part No.	Page No.
196423	93, 225	250167	5	252986	5
196424	95	250200	135	252989	143, 145, 147
196425	63	250202	113, 141, 143, 145, 147, 153, 187, 211	252990	147
196430	95, 229	250203	143, 145, 147	252993	5, 211
196443	203	250204	207	253002	5, 211, 229, 231
196444	203	250205	127, 145, 155, 211, 223, 229	253005	137, 155
196449	209	250221	207	253025	91, 93, 225, 231
196450	209	250256	141, 143, 187	253029	145
196453	203	250257	141, 143, 187	253031	5, 211, 229
196454	207, 209	250258	141, 143, 187	253034	143
196461	95, 229	250259	141, 143, 187	253035	143
196469	109	250273	143	253211	15, 19, 21, 29, 31, 207
196470	11	250293	135, 137, 145, 155	253218	229, 231
196471	95, 229	250493	147	253219	231
196473	179	250505	151	253238	137, 225
196475	35, 37, 43	250552	129	253302	223
196607	177	250612	139	253327	223
196610	163	250806	143	253383	227, 231
196611	163	250865	137, 225	253384	223, 231
196612	163	250915	151	253386	145
196635	207	250920	139	253388	231
196650	135	250952	137, 151	253468	31
196662	27	251089	147	253511	33
196663	27	251165	139	253524	227
196664	27	251195	223	253525	231
196666	27	251220	145	253526	231
196669	85	251323	139, 143	253541	33
196770	171	251426	145, 147	253557	221
196771	171	251508	147	253618	33
196773	83, 171	251520	137, 143, 157, 217	253713	33
196822	19	251647	145	253839	137
196823	73	252439	145, 207	253853	93
196827	165	252476	135	253856	137
197382	227	252477	135	253857	153
197383	227	252527	129, 145	254337	223
200049	147	252528	129, 145	254347	223
200347	147	252537	135, 137, 153	254348	223
250030	207	252539	137, 153	254349	223
250051	135, 137, 153	252781	151	254350	223
250058	139	252785	129	254352	231
250059	139	252793	129, 145	254353	231
250061	143, 231	252796	9	254355	231
250062	139, 145, 147, 207	252802	9	254357	231
250072	139, 145	252818	153	275000	135, 137
250077	139, 143, 145, 147, 187, 211	252819	153	275005	143, 147
250079	139	252823	129	296421	93
250093	139, 229	252824	99, 109	400525	83
250097	139	252829	153	400543	23
250098	145	252838	135, 153	400578	195
250137	207	252841	157	400579	195
				400613	157

# Parts Catalog

---

Part No.	Page No.	Part No.	Page No.
400615	5		
400641	157		
400867	223		
401902	227		
401905	227		
401907	227		
401909	227		
401913	223		
401914	223		
401916	225		
401917	225		
401918	225		
401919	221		
401920	221		
401921	229		
401922	221		
401925	227		
401926	221		
401927	221		
401928	223		
401929	229		
401930	223		
401932	227		
401933	227		
401950	221		
401951	221		
401952	221		
401953	231		
401955	231		
401957	231		
401960	223, 231		
401961	223, 231		
401962	223		
401963	231		
401964	231		
401965	231		
401966	231		
401967	229, 231		
401969	227, 231		
401970	221		
401971	221		
401972	223		
401973	221		
401984	229		
402300	167		
402400	167		
970205	117		
990520	127		



A.B.Dick Company  
7400 N. Caldwell  
Niles, IL 60714-4609  
(847) 779-1900

